



**SAN JOAQUIN**  
—COUNTY—  
*Greatness grows here.*

**San Joaquin County  
Behavioral Health Services**

**Mental Health Services Act (MHSA)**

**Three-Year Program and Expenditure Plan  
FY 2023-26**

Draft Plan for:

30 Day Public Comment Period

April 17, 2023

## SAN JOAQUIN COUNTY

### MHSA FISCAL ACCOUNTABILITY CERTIFICATION

County/City: SAN JOAQUIN COUNTY

**X Three-Year Program and Expenditure Plan**

- ☐ Annual Update (Revision)  
☐ Annual Revenue and Expenditure Report

<b>Local Mental Health Director</b> Name: Genevieve G. Valentine, LMFT Telephone Number: 209-468-8750 E-mail: gvalentine@sjcbhs.org	<b>County Assistant Auditor-Controller / City Financial Officer</b> Name: Jeffery Woltkamp Telephone Number: 209-468-3925 E-mail: <a href="mailto:jwoltcamp@sigov.org">jwoltcamp@sigov.org</a>
<b>Local Mental Health Mailing Address:</b>  1212 N. California St. Stockton CA 95202	

I hereby certify that the Three-Year Program and Expenditure Plan is true and correct and that the County has complied with all fiscal accountability requirements as required by law or as directed by the State Department of Health Care Services and the Mental Health Services Oversight and Accountability Commission, and that all expenditures are consistent with the requirements of the Mental Health Services Act (MHSA), including Welfare and Institutions Code (WIC) sections 5813.5, 5830, 5840, 5847, 5891, and 5892; and Title 9 of the California Code of Regulations sections 3400 and 3410. I further certify that all expenditures are consistent with an approved plan or update and that MHSA funds will only be used for programs specified in the Mental Health Services Act. Other than funds placed in a reserve in accordance with an approved plan, any funds allocated to a county which are not spent for their authorized purpose within the time period specified in WIC section 5892(h), shall revert to the state to be deposited into the fund and available for counties in future years.

I declare under penalty of perjury under the laws of this state that the foregoing and the attached update/revenue and expenditure report is true and correct to the best of my knowledge.

Genevieve G. Valentine, LMFT, \_\_\_\_\_  
Mental Health Director Signature Date

I hereby certify that for the fiscal year ended June 30, 2022 the County has maintained an interest-bearing local Mental Health Services (MHS) Fund (WIC 5892(f)); and that the County's financial statements are audited annually by an independent auditor and the most recent audit report is dated for the fiscal year ended June 30, 2022. I further certify that for the fiscal year ended June 30, 2022, the State MHSA distributions were recorded as revenues in the local MHS Fund; that County MHSA expenditures and transfers out were appropriated by the Board of Supervisors and recorded in compliance with such appropriations; and that the County has complied with WIC section 5891(a), in that local MHS funds may not be loaned to a county general fund or any other county fund.

I declare under penalty of perjury under the laws of this state that the foregoing, and if there is a revenue and expenditure report attached, is true and correct to the best of my knowledge.

Jeffery Woltkamp, \_\_\_\_\_  
County Auditor Controller Signature Date

# SAN JOAQUIN COUNTY MHSA COMPLIANCE CERTIFICATION

County/City: SAN JOAQUIN COUNTY

☒ **Three-Year Program and Expenditure Plan**

☐ Annual Update

<b>Local Mental Health Director</b> Name: Genevieve G. Valentine, LMFT Telephone Number: 209-468-8750 E-mail: gvalentine@sjcbhs.org	<b>Program Lead</b> Name: Cara Dunn Telephone Number: 209-468-2082 E-mail: <a href="mailto:cdunn@sjcbhs.org">cdunn@sjcbhs.org</a>
<b>Local Mental Health Mailing Address:</b>  1212 N. California St. Stockton CA 95202	

I hereby certify that I am the official responsible for the administration of county/city mental health services in and for said county/city and that the County/City has complied with all pertinent regulations and guidelines, laws and statutes of the Mental Health Services Act in preparing and submitting this Three-Year Program and Expenditure Plan, including stakeholder participation and non-supplantation requirements.

This Annual Update to the Three-Year Program and Expenditure Plan has been developed with the participation of stakeholders, in accordance with Welfare and Institutions Code Section 5848 and Title 9 of the California Code of Regulations section 3300, Community Planning Process. The draft Annual Update to the Three-Year Program and Expenditure Plan was circulated to representatives of stakeholder interests and any interested party for 30 days for review and comment and a public hearing was held by the local mental health board. All input has been considered with adjustments made, as appropriate. The Three-Year Program and Expenditure Plan, attached hereto, was adopted by the County Board of Supervisors on \_\_\_\_\_.

Mental Health Services Act funds are and will be used in compliance with Welfare and Institutions Code section 5891 and Title 9 of the California Code of Regulations section 3410, Non-Supplant.

All documents in the attached Annual Update to the Three-Year Program and Expenditure Plan are true and correct.

Genevieve G. Valentine, LMFT, \_\_\_\_\_

Mental Health Director

Signature

\_\_\_\_\_

Date

---

## Table of Contents

I.	Introduction .....	5
II.	Community Program Planning and Stakeholder Process.....	7
III.	Public Review of 2023-26 MHSA Three Year Program and Expenditure Plan .....	19
IV.	MHSA Component Funding for FY 2022-23 .....	20
V.	Community Services and Supports .....	27
VI.	Prevention and Early Intervention .....	109
VII.	Innovation .....	146
VIII.	Workforce Education and Training .....	152
IX.	Capital Facilities and Technological Needs .....	158
X.	MHSA Funds – Reduction of the Prudent Reserve Balance .....	161
XI.	Attachments: Evaluation and Planning Reports .....	162
XII.	Appendix: Community Planning Documents .....	163

## I. Introduction

In 2004, California voters approved the enactment of the Mental Health Services Act (MHSA) for expanding mental health services to unserved, underserved, and inappropriately served populations in California to reduce the long-term impacts of untreated serious mental illness on individuals and families. The Act was amended and updated by the California Legislature in 2012 and 2016.

MHSA consists of five components, each focusing on a different aspect of the mental health system of care. These are:

- Prevention and Early Intervention (PEI)
- Community Services and Supports (CSS)
- Workforce Education and Training (WET)
- Innovation (INN)
- Capital Facilities and Technological Needs (CFTN)

The MHSA requires the County to develop a MHSA Plan for each of the five components based on the funding allocation provided by the State and in accordance with established stakeholder engagement and planning requirements.

All MHSA component plans must address the needs of children and transitional age youth (TAY) with serious emotional disturbances or mental illnesses and adults and older adults with serious mental illnesses. It must also address cultural competency and the needs of those previously unserved or underserved.

All MHSA Plans and funded programs must operate in accordance with applicable guidelines and regulations, including the California Code of Regulations, Title 9, Chapter 14, Sections §3100 - §3865.

This Three-Year Program and Expenditure Plan for the period of FY 2023-24, FY 2024-25, and FY 2025-2026 was developed and approved by the San Joaquin County Board of Supervisors on \_\_\_\_\_.

All San Joaquin County MHSA Plans are available for review at [www.sjcbhs.org](http://www.sjcbhs.org).

## MHSA Program Priorities

MHSA programs align with the mission, vision, and planning priorities established by San Joaquin County BHS in collaboration with its consumers and stakeholders.

### Mission Statement

The mission of San Joaquin County BHS is to partner with the community to provide integrated, culturally, and linguistically competent mental health and substance abuse services to meet the prevention, intervention, treatment and recovery needs of San Joaquin County residents.

### Vision Statement

The vision of San Joaquin County BHS is to collaborate as a resilient team exploring changes, sharing ideas, striving to empower consumers, families, volunteers and care providers toward building hope, addressing disparities, and fostering wellness and recovery through individual strength-based treatment.

### Planning Priorities



## II. Community Program Planning and Stakeholder Process

### Community Program Planning Process

The BHS community planning process serves as an opportunity for consumers, family members, mental health and substance abuse service providers and other interested stakeholders to discuss the needs and challenges of consumers receiving mental health services and to reflect upon what is working for the diverse range of consumers served. The following activities were conducted to gather information regarding current services and to provide recommendations on the need for updates and revisions.

#### **Quantitative Analysis (Program period July 2021 – June 2022):**

1. Program Service Assessment
  - Utilization Analysis
  - Penetration and Retention Reports
  - External Quality Review
2. Workforce Needs Assessment/Cultural Competency Plan
3. Evaluation of Prevention and Early Intervention Programs

#### **Community Discussions:**

4. MHSA Showcase
  - September 29, 2022 – MHSA Programs Public Showcase, Stakeholder and Community Engagement Survey
5. Behavioral Health Board
  - November 16, 2022 Introduction to MHSA Community Planning
  - MHSA Presentations and Updates on Community Convenings in December, January, February, April, May 2022-23 MHSA Community Planning Meetings and Public Hearing
6. Public Forums
  - November 29, 2022 – MHSA Community Planning (Lodi Police Station)
  - November 30, 2022 – MHSA Community Planning (Tracy Community Center)
  - December 1, 2022 – MHSA Community Planning (Manteca Library)
  - December 13, 2022 – MHSA Community Planning (Escalon Library)
  - December 14, 2022 – MHSA Consortium (Zoom Meeting)
  - December 15, 2022 – MHSA Community Planning (Catholic Charities/Spanish Session)
  - December 16, 2022 – MHSA Community Planning (Ripon Library)
  - December 20, 2022 – MHSA Community Planning (General Zoom Meeting)
  - December 21, 2022 – MHSA Community Planning (BHS Behavioral Health Board)
  - December 27, 2022 – MHSA Community Planning (Spanish Zoom Meeting) w/ El Concilio
  - December 28, 2022 – MHSA Community Planning (General Zoom Meeting)
  - January 11, 2023 – MHSA Consortium (Community Stakeholder Feedback Presentation)

- January 18, 2023 – BHS Behavioral Health Board (Community Stakeholder Feedback Presentation)
- January 19, 2023 – BHS Leadership Meeting (Community Stakeholder Feedback Presentation)
- February 16, 2023 – NAACP Stakeholder Meet & Greet (Community Stakeholder Feedback Presentation)
- March 2, 2023 – SJC Community Health Leadership Council (Community Stakeholder Feedback Presentation)
- March 16, 2023 – MHSA Community Planning & Community Stakeholder Presentation (Greater Christ Temple Church)
- March 28, 2023 – MHSA Community Planning & Community Stakeholder Presentation (Little Manila Rising/ SJC Transforming Communities Healing Collaborative)

#### **Targeted Discussions:**

##### **7. Consumer Focus Groups**

- November 15, 2022 - Co-hosted by the Wellness Center
- November 17, 2022 - Co-hosted by the Martin Gipson Socialization Center

#### **Consumer and Stakeholder Surveys:**

##### **8. 2022-23 MHSA Consumer and Stakeholder Surveys**

## **Assessment of Mental Health Needs**

### *County Demographics and County's Underserved/Unserved Populations*

San Joaquin County, located in California's Central Valley, is a vibrant community with just over 783,000 individuals, with a diverse population. English is spoken by more than half of all residents, just over 180,000 residents are estimated to speak Spanish as their first language. Tagalog, Chinese, Khmer, and Vietnamese are also spoken by large components of the population. 41% of the county population is predominantly centrally situated in Stockton, the largest city in the county. Cities like Lodi, Tracy, and Manteca make up an additional 31% of the county population, while the remaining smaller cities of Ripon, Lathrop, and Escalon make up 7% of the county population. Unincorporated areas of San Joaquin County make up 21% of the remaining balance. San Joaquin County's gender ratio is 99 men to 100 women (99:100) or .99, equal to the California State average of 99:100.

San Joaquin County age distribution shows that the 20-54 age group makes up the largest percentage in the county with the 0-19 age group following behind.

Age Distribution	Percent of Population
0-19	29.9%
20-54	46.1%
55-64	11.2%
65 and over	12.8%

\*Source: San Joaquin Council of Governments

San Joaquin County stakeholders have identified underserved/unserved populations as individuals that are historically part of a vulnerable racial, ethnic and/or cultural group. In addition, underserved/unserved populations also include immigrants, refugees, uninsured adults, LGBTQIA+ individuals, Limited English Proficient individuals, and rural residents of north and south county.

### *Population Served*

BHS provides mental health services and substance use disorder treatment to nearly 17,600 consumers annually. In general, program access is reflective of the diverse population of San Joaquin County, with a roughly even division of male and female clients. An analysis of services provided in 2021-22 demonstrates the program participation compared to the county population.

### **Mental Health Services Provided in 2021-22**

Services Provided by Age	Number of Clients*	Percent of Clients
Children	2,942	17%
Transitional Age Youth	3,272	19%
Adults	9,395	53%
Older Adults	1,982	11%
<b>Total</b>	<b>17,591</b>	<b>100%</b>

\*Source: BHS Client Services Data

Program participation is reflective of the anticipated demand for services, with the majority of services being delivered to adults ages 25-59 years of age.

Services Provided by Race/Ethnicity	County Population by Race/Ethnicity**	Percent of County Population	Clients Served*	Percent of Clients
White	259,832	33%	5,574	32%
Latino	320,035	41%	5,006	28%
African American	58,409	7%	2,680	15%
Asian	110,669	14%	1,319	7%
Multi-Race/Other	27,237	3%	2,479	14%
Native American	3,672	.5%	469	3%
Pacific Islander	3,852	.5%	64	0.4%
<b>Total</b>	<b>783,706</b>	<b>100%</b>	<b>17,591</b>	<b>100%</b>

\*Source: BHS Client Services Data

\*\*Source: <https://www.dof.ca.gov/Forecasting/Demographics/Projections>

The diversity of clients served is similar to the distribution in prior years. African Americans are disproportionately over-represented amongst consumers compared to their proportion of the general population (15% of participants, though comprising 7% of the population of the County). Native Americans are also over-represented within the service continuum (3% of clients are Native American). Latinos are enrolled in mental health treatment services at rates lower than expected, compared to their proportion of the general population (28% of clients versus 41% of the population). Asian clients are also underrepresented by 7%.

Services Provided by City	County Population by City**	Percent of County Population	Clients Served*	Percent of Clients
Stockton	323,884	41%	11,149	63%
Lodi	66,570	8%	1,427	8%
Tracy	94,538	12%	1,353	8%
Manteca	86,589	11%	1,280	7%
Lathrop	31,331	4%	333	2%
Ripon	15,979	2%	167	1%
Escalon	7,362	1%	132	1%
Balance of County	159,170	20%	1,750	10%
<b>Total</b>	<b>784,372</b>	<b>100%</b>	<b>17,591</b>	<b>100%</b>

\*Source: BHS Client Services Data

\*\*Source: [Estimates-E1 | Department of Finance \(ca.gov\)](#)

The majority of clients are residents of the City of Stockton. Stockton is the County seat of government and the largest city in the region, accounting for 41% of the County population. The majority of services and supports for individuals receiving public benefits, including mental health, are located in Stockton.

### *Stakeholder Involvement:*

BHS recognizes the meaningful relationship and involvement of stakeholders in the MHSA process and related behavioral health systems. A partnership with constituents and stakeholders is achieved through various committees throughout the BHS system to enhance mental health policy, programming planning and implementation, monitoring, quality improvement, evaluation, and budget allocations. Stakeholders are involved in committees and boards such as: Behavioral Health Board, MHSA Consortium, Quality Assessment & Performance Improvement (QAPI) Council (including Grievance Subcommittee and QAPI Chairs), Consumer Advisory Committee, Cultural Competency Committee and SUD Monthly Providers Committee.

### *Discussion Group Input and Stakeholder Feedback*

San Joaquin County provided two outlets of community planning and stakeholder engagement; in person meetings and zoom meetings. The hybrid model allowed for a robust opportunity to engage with community and stakeholder members throughout the County.

Community Program Planning for 2022-23:

#### Behavioral Health Board Agenda Items

At the November 2022 Behavioral Health Board meeting, the MHSA Coordinator announced that the MHSA Plan's community program planning process would begin in November 2022. He shared the methodology and timeline for the annual planning process, which informed the Plan's 2023-26 Program and Expenditure Plan. Promotional flyers with details for both consumer and community discussion groups were distributed to the Board electronically.

### *Community Stakeholder and Consumer Discussion Groups*

There were 20 community discussion groups convened between November 2022 – March 2023, two of which specifically targeted adult consumers and family members. Two of the 20 community discussion groups were held in a Behavioral Health Board meeting so stakeholders could present their input directly to members of the Board.

All community discussion groups began with a training and overview of the MHSA, a summary of its five components, and the intent and purpose of the different components including:

- Funding priorities
- Populations of need
- Regulations guiding the use of MHSA funding

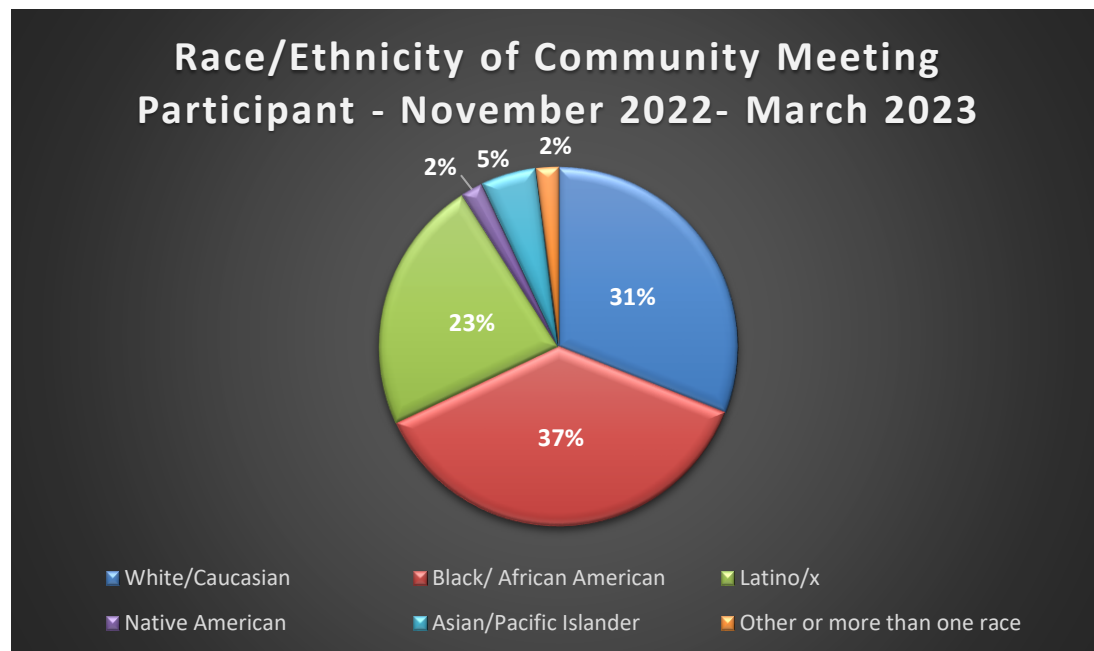
Stakeholder participation was tracked through Sign-In Sheets, Zoom chat and completed anonymous demographic Survey Monkey links. Stakeholder participants were demographically diverse and included representatives of unserved and underserved populations, according to the surveys. The community discussion and focus groups had participation by over 300 individuals, nearly 80% of whom self-

identified as a consumer of public mental health services or as a family member of a consumer. The majority of participants identified as adults ages 26-59, 14% were older adults over 59 years of age, and 17% were transitional age youth ages 18-25.

Community discussion groups were also attended by individuals representing the following groups:

- Consumer Advocates/Family Members
- Substance use disorder treatment providers
- Community-based organizations
- Children and family services
- Law Enforcement
- Veteran's services
- Senior services
- Housing providers
- Health care providers
- County mental health and substance use disorder department staff

A diverse range of individuals from racial and ethnic backgrounds attended the community stakeholder discussions and focus groups. Similar to the County's demographic breakdown and those BHS provides services to, no one racial or ethnic group comprised a majority of participants. African American participants were highly represented in meetings to express immediate needs in the community, compared to the County population, and Latino/x participants were underrepresented.



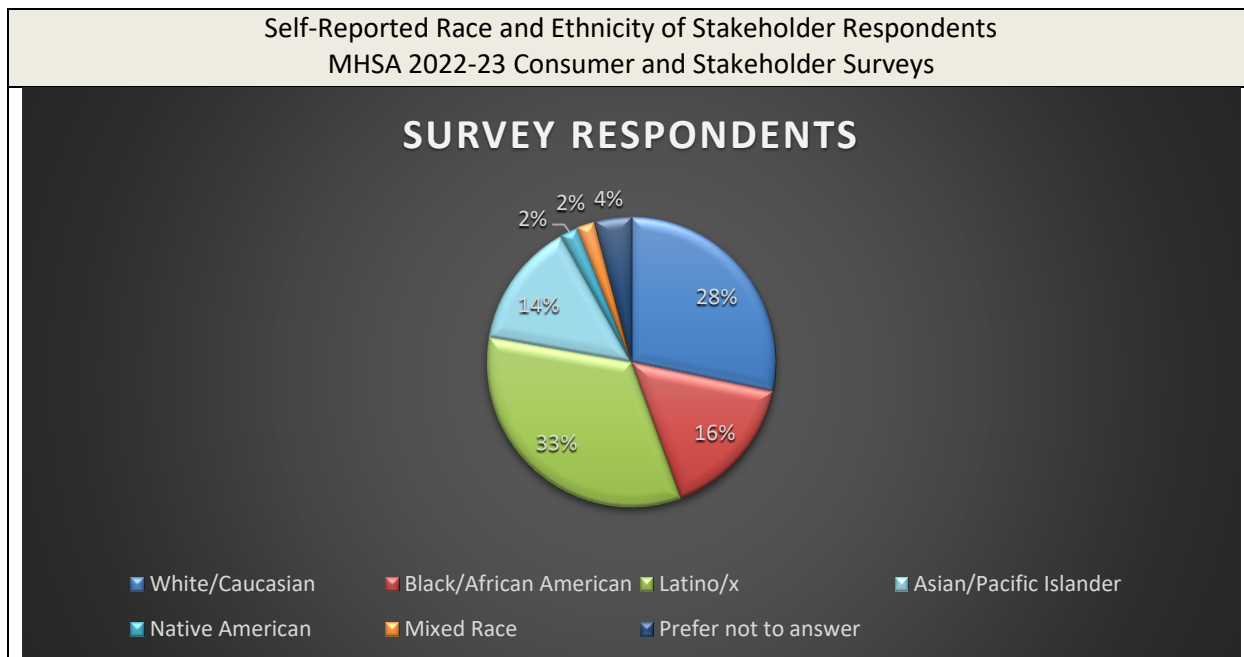
## Survey Input and Stakeholder Feedback

In September 2022 and January of 2023, BHS distributed electronic and paper surveys to consumers, family members, and stakeholders to learn more about the perspectives, needs, and lives of clients served through mental health programs. Surveys were completed online and in person with multiple-choice answers and responses were tallied through Survey Monkey reports. There were 282 surveys completed. Survey instruments can be reviewed in the Appendix.

BHS consumers and their family members reported mid to high levels of satisfaction with the services provided to address mental health and/or substance use disorders, with 89% of respondents reporting that they would recommend BHS services to others. According to respondents, BHS Informational materials such as flyers, brochures and website need to be updated. A large majority of respondents reported that the BHS Lobby and reception areas are friendly and welcoming from a cultural and linguistic perspective. Respondents agreed strongly with statements regarding staff courtesy and professionalism, respect for cultural heritage, and their capacity to explain things in an easily understood manner.

In the interest of learning more about individuals who use mental health services, survey respondents were asked to anonymously self-report additional demographic information. The objective was to have a more nuanced understanding of the clients and respondents from the data collected in standardized BHS intake forms. The respondent data revealed a deeper understanding of client demographics, criminal justice experiences, and their living situations that was previously unknown.

Survey respondents were diverse and identified as: White/Caucasian (28%), Latino/x (33%), African American (16%), Asian/Pacific Islander (15%), Native American (2%), and Mixed Race 2%



### Self-Reported Age/Gender of Stakeholder Respondents

Age Range	Percent	Gender	Percent
Under 18	1%	Male	28%
18-25	11%	Female	70%
26-59	70%	Transgender	1%
60 and over	15%	Non-Binary	0%
Prefer not to say	3%	Prefer not to say	1%

The 282 respondents surveyed represent the broad diversity of stakeholders in the community and consumers served by BHS. 38% of respondents identify as someone who is receiving, or who needs, mental health treatment services. Less than half of respondents have children, with 53% describing themselves as parents. Consistent with the general population, 9% self-identified as lesbian, gay, bisexual, transgender, queer/questioning, or intersex (LGBTQ). Nearly 10% of respondents identified with having a physical or developmental disability. Few are military veterans, with 10% reporting that they have served in the US Armed Forces. 6% of consumers reported experiencing homelessness more than four times or being homeless for at least a year; and 20% of respondents reported having been arrested or detained by the police.

## Community Mental Health Issues

### *Key Issues for Children and Youth (Birth to 15 Years of Age)*

Strengthening services and supports for children, youth and their families remains a major concern in San Joaquin County. Stakeholders continue to assert that more needs to be done to support and strengthen families, particularly those where risk factors for mental illness are present. In several of the Community Discussion and Focus groups, stakeholders discussed the importance of prevention and earlier interventions, and education for children and families with expansion of services for PEI Services for skill building for parents and guardians.

- Greater focus on 0-5 Population with focus on prevention.
- Expanding Skill Building for Parents and Guardians providers to meet the needs of the underserved African American community.
- Needs to address generational and cultural gap between parents and children around mental health diagnosis.
- Stakeholders expressed a need for education and training for all family/caregivers to recognize signs and symptoms of mental health concerns.

#### **Recommendations to Strengthen Services for Children and Youth:**

- Provide Youth Mental Health First Aid Training for the community and schools.
- Provide Family Services for African American, Asian/Pacific Islander and Latino Community to educate parents on signs and symptoms of mental illness and stigma reduction with an emphasis on cultural consideration.
- Provide funding for older generation guardians and caregivers skill building programs
- Expand School Based Interventions to additional schools that may not meet services criteria (low income criteria)

### *Key Issues for Transitional Age Youth (16 to 25 Years of Age)*

Stakeholders expressed the most concern for transition age youth (TAY) who have aged out of the foster care system, are college-age, or are from communities that are historically unserved or underserved by mental health services. Aside from a few specialty treatment programs, most interventions target either children and youth, or adults. Despite these gaps, stakeholders remain optimistic that current resources can be leveraged in a better way to serve transitional age youth.

- Focused efforts to ensure that TAY programming includes enhancing life skills and suicide prevention education.
- TAY Workforce development and training opportunities, specifically for Peer Support Specialist within the TAY Community.

- TAY focused temporary crisis housing and permanent housing to prevent homelessness.

### **Recommendations to Strengthen Services for Transition Age Youth**

- Expand Mentoring for Transitional Age Youth PEI Project to include community culturally based providers to meet the needs of the underserved African American and Latino Youth in San Joaquin County
- Provide workforce development and training opportunities through community providers to build vocational opportunities for Transitional Age Youth
- Develop programming with Community Based Organizations to enhance Access and linkage efforts with focus on vulnerable communities that represent the TAY Population.
- Expand existing Mentoring for Transitional Aged Youth program with focus on trauma informed care practice and exploring the use of culturally rooted healing practices for TAY Population
- Fund Outpatient Clinic to provide a step-down program for Children and Youth to fill in gaps of services.
- Expand Trauma Services for Adults to include TAY population and partner with community providers to provide the services from cultural perspective.

### *Key Issues for Adults*

Consumers and stakeholders discussed the challenges of being homeless while recovering from a mental illness, and the need to develop more housing for people with mental illnesses. Consumers and stakeholders expressed the lack of outreach and engagement into underserved communities, trauma services for the African American community, and lack of services for rural areas of north and south San Joaquin County.

- Individuals with mental illnesses, and co-occurring disorders that are homeless lack wrap around services and specialized housing case management.
- Justice Involved Adults lack prevention services for mild-to-moderate and trauma related services.
- Housing options continue to be scarce for adults. Homeless individuals need more outreach/engagement and a clear pathway to housing options with intensive treatment for MH and SUD Challenges.
- Need for Outreach and Engagement programming for African American, Asian/Pacific Islander, and Latino Communities, specifically Mental Health First Aid (MHFA) Training and Stigma Reduction for faith-based organizations and leaders in communities of color.

### **Recommendations to Strengthen Services for Adults**

- BHS should continue to strengthen the housing continuum for people with serious mental illnesses by expanding opportunities for housing options.
- BHS should re-fund Cultural Brokers Program to provide much needed outreach and engagement for communities of color in San Joaquin County

- BHS should strengthen community engagement to underserved communities with Communities of Color and faith-based organizations by funding community organizations to conduct targeted focus community planning and provide MHFA training to the community.
- Expand Trauma Services for Adults to the African American Community
- Explore strengthening vocational training as part of an individual's long term recovery success, enhance job skills and job placement in existing employment programming.
- Re-fund Forensic Access & Engagement program to meet the needs of justice population for diversion for the mild to moderate.
- Provide funding for mini-grant opportunities for community based organizations and leaders to be trainers of Mental Health First Aid (MHFA) and Youth Mental Health First Aid (YMHFA)


### *Key Issues for Older Adults*

Older adults with mild to moderate mental health concerns remain at-risk for untreated depression and suicide ideation. More articulation is needed with senior and older adult service providers to offer interventions for older adults that have escalating behavioral health challenges. More public information and education about the risk of suicide in adults and older adults is needed; particularly focusing on adult men who are at the highest risk for suicide in San Joaquin County. Finally, stakeholders identified the biggest risk among older adults living independently as social isolation, especially in light of the COVID-19 Pandemic. Stakeholders encouraged more behavioral health services co-located at county community centers that provide senior activities, services, and support throughout the County.

- There are few behavioral health prevention services for older adults in San Joaquin County.
- There are few evidence-based substance use disorder treatment programs designed for older adults in San Joaquin County, of serious concern because alcohol abuse is strongly correlated with older adult depression.
- Older adult behavioral health prevention services should work in partnership with local community centers.
- Vulnerable older adults are included in those that are homeless and living alone.

### **Recommendations to Strengthen Services for Older Adults:**

- BHS Older Adult Services should provide meaningful alternatives such as a "day program" for daily living that combats depression and isolation including more socialization activities and more activities that prevent memory deterioration or loss of cognitive functioning.
- Explore a PEI program specific to Older Adults to provide culturally appropriate services that understand the cultural and generational trauma experienced by older adults by providing cultural healing practices in services.

- Co-locate senior peer support services program at community centers once a week. Ensure that senior peer partners have training in recognizing signs and symptoms of alcohol abuse and have an array of tools and resources to refer older adults who are requesting assistance with behavioral health concerns, including co-occurring disorders.
  - Broaden suicide prevention efforts to target the older adult community. Include targeted prevention information for middle age and older adult men. Address handgun and firearm safety when living with loved ones experiencing depression.
- 

### **III. Public Review of 2023-26 MHSA Three Year Program and Expenditure Plan**

#### **Dates of the 30 day Review**

The public was invited and encouraged to review and submit input to the draft MHSA Plan from April 17, 2023 until May 17, 2023.

#### **Methods of Circulation**

The draft MHSA Plan was posted for review on the San Joaquin County Behavioral Health Services website at <https://www.sjcbhs.org/MHSA/mhsaplan.aspx>. Comments were accepted via e-mail at [mhsacomment@sjcbhs.org](mailto:mhsacomment@sjcbhs.org) or by U.S. Postal Service at:

MHSA Coordinator  
San Joaquin County Behavioral Health Services  
1212 N. California Street  
Stockton, CA 95202

E-mail notices were sent to the BHS MHSA e-mail list which has been continuously maintained since MHSA planning began in 2006. Contracted providers were asked to post notifications in their public program areas, indicating that the draft annual update to the 2020-23 MHSA Plan was available for review.

#### **Public Hearing**

A public hearing will convene on May 17, 2023, in conjunction with a regularly scheduled Behavioral Health Board Meeting

Meeting Date/Time –  
Wednesday, May 17, 2023 – 5pm-7pm

San Joaquin County Behavioral Health Services  
Behavioral Health Board – Conference Rooms A-C  
1212 N. California St.  
Stockton, CA 95202

#### **Public Comments:**

- TBD

## **IV. MHSA Component Funding for FY 2022-23**

MHSA Component Worksheets describe the total planned expenditures for Fiscal Years 2022-23

1. Summary Worksheet
2. Community Services and Support Worksheet
3. Prevention and Early Intervention Worksheet
4. Innovation Worksheet
5. Workforce Education and Training Worksheet
6. Capital Facilities and Technological Needs Worksheet

# FY 2023-24 Through FY 2025-26 Three-Year Mental Health Services Act Expenditure Plan Funding Summary

County: San Joaquin

Date: 4/14/23

	MHSA Funding					
	A	B	C	D	E	F
	Community Services and Supports	Prevention and Early Intervention	Innovation	Workforce Education and Training	Capital Facilities and Technological Needs	Prudent Reserve
<b>A. Estimated FY 2023/24 Funding</b>						
1. Estimated Unspent Funds from Prior Fiscal Years	37,698,568	17,386,989	5,755,434	1,498,535	22,534,061	
2. Estimated New FY2023/24 Funding	64,077,450	16,019,360	4,215,620			
3. Transfer in FY2023/24	(4,000,000)			500,000	3,500,000	
4. Access Local Prudent Reserve in FY2023/24						0
5. Estimated Available Funding for FY2023/24	97,776,018	33,406,349	9,971,054	1,998,535	26,034,061	
<b>B. Estimated FY2023/24 MHSA Expenditures</b>	77,932,410	19,640,386	1,776,152	967,730	9,788,455	
<b>C. Estimated FY2024/25 Funding</b>						
1. Estimated Unspent Funds from Prior Fiscal Years	43,223,331	18,676,060	8,194,902	1,272,738	18,692,720	
2. Estimated New FY2024/25 Funding	42,580,500	10,645,130	2,801,350			
3. Transfer in FY2024/25	(2,000,000)			500,000	1,500,000	
4. Access Local Prudent Reserve in FY2024/25						0
5. Estimated Available Funding for FY2024/25	83,803,831	29,321,190	10,996,252	1,772,738	20,192,720	
<b>D. Estimated FY2024/25 Expenditures</b>	75,147,616	16,596,704	1,706,158	967,730	9,788,455	
<b>E. Estimated FY2025/26 Funding</b>						
1. Estimated Unspent Funds from Prior Fiscal Years	31,200,500	16,873,662	9,290,094	1,046,941	12,851,378	
2. Estimated New FY2025/26 Funding	42,010,330	10,502,580	2,763,840			
3. Transfer in FY2025/26	(2,000,000)			500,000	1,500,000	
4. Access Local Prudent Reserve in FY2025/26						0
5. Estimated Available Funding for FY2025/26	71,210,830	27,376,242	12,053,934	1,546,941	14,351,378	
<b>F. Estimated FY2025/26 Expenditures</b>	70,481,450	16,121,451	1,598,115	967,730	9,788,455	
<b>G. Estimated FY2025/26 Unspent Fund Balance</b>	729,380	11,254,791	10,455,819	579,211	4,562,923	

<b>H. Estimated Local Prudent Reserve Balance</b>	
1. Estimated Local Prudent Reserve Balance on June 30, 2023	6,939,866
2. Contributions to the Local Prudent Reserve in FY 2023/24	0
3. Distributions from the Local Prudent Reserve in FY 2023/24	0
4. Estimated Local Prudent Reserve Balance on June 30, 2024	6,939,866
5. Contributions to the Local Prudent Reserve in FY 2024/25	0
6. Distributions from the Local Prudent Reserve in FY 2024/25	0
7. Estimated Local Prudent Reserve Balance on June 30, 2025	6,939,866
8. Contributions to the Local Prudent Reserve in FY 2025/26	0
9. Distributions from the Local Prudent Reserve in FY 2025/26	0
10. Estimated Local Prudent Reserve Balance on June 30, 2026	6,939,866

a/ Pursuant to Welfare and Institutions Code Section 5892(b), Counties may use a portion of their CSS funds for WET, CFTN, and the Local Prudent Reserve. The total amount of CSS funding used for this purpose shall not exceed 20% of the total average amount of funds allocated to that County for the previous five years.

**FY 2023-24 Through FY 2025-26 Three-Year Mental Health Services Act Expenditure Plan  
Community Services and Supports (CSS) Component Worksheet**

County: San Joaquin

Date: 4/14/23

	<b>Fiscal Year 2023/24</b>					
	<b>A</b>	<b>B</b>	<b>C</b>	<b>D</b>	<b>E</b>	<b>F</b>
	<b>Estimated Total Mental Health Expenditures</b>	<b>Estimated CSS Funding</b>	<b>Estimated Medi- Cal FFP</b>	<b>Estimated 1991 Realignment</b>	<b>Estimated Behavioral Health Subaccount</b>	<b>Estimated Other Funding</b>
<b>FSP Programs</b>						
1. Children and Youth FSP	13,984,071	9,258,297	4,723,474			2,300
2. Transitional Age Youth FSP	3,990,286	3,097,471	883,887			8,928
TAY Intensive Care Coordination and						
3. Intensive Home Based Services FSP	6,500,000	4,550,000	1,930,500			19,500
4. Adult FSP	12,869,153	7,799,904	4,991,099			78150
5. Older Adult FSP	1,584,238	1,144,813	406,875			32,550
6. Community Corrections FSP	2,463,415	2,002,744	456,231			4,440
7. InSPIRE FSP	892,217	664,629	225,088			2,500
8. Intensive Adult FSP	2,675,500	1,566,652	1,105,248			3,600
9. Intensive Justice Response FSP	2,619,400	1,234,872	1,384,328			200
10. Housing Empowerment Services FSP	2,151,219	2,151,219	0			
11. High-Risk Transition Team	960,000	478,000	482,000			
12. Adult Residential Treatment Services	5,119,936	3,839,952	1,267,184			12,800
13. Home to Stay FSP Services	1,550,000	1,263,250	283,883			2,867
<b>Non-FSP Programs</b>						
14. Mental Health Outreach and Engagement	684,889	684,889	0			
15. Mobile Crisis Support Team	1,594,425	1,299,456	292,019			2,950
16. Peer Navigation	300,000	270,000	30,000			
17. Wellness Center	1,750,052	1,750,052	0			
18. Project Based Housing	606,254	606,254	0			
19. Employment Recovery Services	285,722	285,722	0			
20. Community Behavioral intervention Services	900,000	611,462	286,438			2,100
21. Housing Coordination Services	7,927,291	7,797,934	129,357			
22. Crisis Services Expansion	8,099,935	4,937,976	3,115,909			46,050
23. Co-Occuring Disorder Program	700,000	525,000	173,250			1,750
24. TAY Outpatient Care	750,000	562,500	185,625			1,875
25. Justice Decriminalization Foresnsics Restart	650,000	487,500	160,875			1,625
26. System Development Expansion	11,120,956	8,896,765	2,201,949			22,242
<b>CSS Administration</b>	10,165,097	10,165,097				
<b>CSS MHSA Housing Program Assigned Funds</b>	0					
<b>Total CSS Program Estimated Expenditures</b>	102,894,056	77,932,410	24,715,219	0	0	246,427
<b>FSP Programs as Percent of Total</b>	55.7%					

**FY 2023-24 Through FY 2025-26 Three-Year Mental Health Services Act Expenditure Plan  
Community Services and Supports (CSS) Component Worksheet**

County: San Joaquin

Date: 4/14/23

	<b>Fiscal Year 2024/25</b>					
	<b>A</b>	<b>B</b>	<b>C</b>	<b>D</b>	<b>E</b>	<b>F</b>
	<b>Estimated Total Mental Health Expenditures</b>	<b>Estimated CSS Funding</b>	<b>Estimated Medi- Cal FFP</b>	<b>Estimated 1991 Realignment</b>	<b>Estimated Behavioral Health Subaccount</b>	<b>Estimated Other Funding</b>
<b>FSP Programs</b>						
1. Children and Youth FSP	13,984,071	8,785,950	5,195,821			2,300
2. Transitional Age Youth FSP	3,990,286	3,015,410	972,276			2,600
TAY Intensive Care Coordination and						
3. Intensive Home Based Services FSP	6,500,000	4,355,975	2,123,550			20,475
4. Adult FSP	12,869,153	7,300,794	5,490,209			78,150
5. Older Adult FSP	1,584,238	1,104,126	447,563			32,550
6. Community Corrections FSP	2,463,415	1,957,121	501,854			4,440
7. InSPIRE FSP	892,217	642,120	247,597			2,500
8. Intensive Adult FSP	2,675,500	1,456,127	1,215,773			3,600
9. Intensive Justice Response FSP	2,619,400	1,096,439	1,522,761			200
10. Housing Empowerment Services FSP	2,151,219	2,151,219	0			
11. High-Risk Transition Team	960,000	429,800	530,200			
12. Adult Residential Treatment Services	5,119,936	3,726,034	1,393,902			
13. Home to Stay FSP Services	1,550,000	1,237,729	312,271			
<b>Non-FSP Programs</b>						
14. Mental Health Outreach and Engagement	684,889	684,889	0			
15. Mobile Crisis Support Team	1,594,425	1,271,704	321,221			1,500
16. Peer Navigation	300,000	267,000	33,000			
17. Wellness Center	1,750,052	1,750,052	0			
18. Project Based Housing	606,254	606,254	0			
19. Employment Recovery Services	285,722	285,722	0			
20. Community Behavioral intervention Services	900,000	582,818	315,082			2,100
21. Housing Coordination Services	7,927,291	7,784,998	142,293			
22. Crisis Services Expansion	8,099,935	4,626,385	3,427,500			46,050
23. Co-Occuring Disorder Program	700,000	509,425	190,575			
24. TAY Outpatient Care	750,000	545,813	204,188			
25. Justice Decriminalization Foresnsics Restart	650,000	473,038	176,963			
26. System Development Expansion	11,120,956	8,698,812	2,422,144			
<b>CSS Administration</b>	9,801,863	9,801,863				
<b>CSS MHSA Housing Program Assigned Funds</b>	0					
<b>Total CSS Program Estimated Expenditures</b>	102,530,822	75,147,616	27,186,741	0	0	196,465
<b>FSP Programs as Percent of Total</b>	55.9%					

**FY 2023-24 Through FY 2025-26 Three-Year Mental Health Services Act Expenditure Plan  
Community Services and Supports (CSS) Component Worksheet**

County: San Joaquin

Date: 4/14/23

	<b>Fiscal Year 2025/26</b>					
	<b>A</b>	<b>B</b>	<b>C</b>	<b>D</b>	<b>E</b>	<b>F</b>
	<b>Estimated Total Mental Health Expenditures</b>	<b>Estimated CSS Funding</b>	<b>Estimated Medi- Cal FFP</b>	<b>Estimated 1991 Realignment</b>	<b>Estimated Behavioral Health Subaccount</b>	<b>Estimated Other Funding</b>
<b>FSP Programs</b>						
1. Children and Youth FSP	13,984,071	8,006,576	5,975,195			2,300
2. Transitional Age Youth FSP	3,990,286	2,869,569	1,118,117			2,600
TAY Intensive Care Coordination and						
3. Intensive Home Based Services FSP	6,500,000	4,057,918	2,442,083			
4. Adult FSP	12,869,153	6,477,263	6,313,740			78150
5. Older Adult FSP	1,584,238	1,036,991	514,697			32,550
6. Community Corrections FSP	2,463,415	1,881,843	577,132			4,440
7. InSPIRE FSP	892,217	604,981	284,736			2,500
8. Intensive Adult FSP	2,675,500	1,273,761	1,398,139			3,600
9. Intensive Justice Response FSP	2,619,400	868,025	1,751,175			200
10. Housing Empowerment Services FSP	2,151,219	2,151,219	0			
11. High-Risk Transition Team	960,000	350,270	609,730			
12. Adult Residential Treatment Services	5,119,936	3,516,948	1,602,988			
13. Home to Stay FSP Services	1,550,000	1,190,888	359,112			
<b>Non-FSP Programs</b>						
14. Mental Health Outreach and Engagement	684,889	684,889	0			
15. Mobile Crisis Support Team	1,594,425	1,223,521	369,404			1,500
16. Peer Navigation	300,000	262,050	37,950			
17. Wellness Center	1,750,052	1,750,052	0			
18. Project Based Housing	606,254	606,254	0			
19. Employment Recovery Services	285,722	285,722	0			
20. Community Behavioral intervention Services	900,000	535,556	362,344			2,100
21. Housing Coordination Services	7,927,291	7,763,654	163,637			
22. Crisis Services Expansion	8,099,935	4,112,260	3,941,625			46,050
23. Co-Occuring Disorder Program	700,000	480,839	219,161			
24. TAY Outpatient Care	750,000	515,184	234,816			
25. Justice Decriminalization Forensics Restart	650,000	446,493	203,507			
26. System Development Expansion	11,120,956	8,335,491	2,785,465			
<b>CSS Administration</b>	9,193,233	9,193,233				
<b>CSS MHSA Housing Program Assigned Funds</b>	0					
<b>Total CSS Program Estimated Expenditures</b>	101,922,192	70,481,450	31,264,752	0	0	175,990
<b>FSP Programs as Percent of Total</b>	56.3%					

**FY 2023-24 Through FY 2025-26 Three-Year Mental Health Services Act Expenditure Plan  
Prevention and Early Intervention (PEI) Component Worksheet**

County: San Joaquin

Date: 4/14/23

	<b>Fiscal Year 2023/24</b>					
	<b>A</b>	<b>B</b>	<b>C</b>	<b>D</b>	<b>E</b>	<b>F</b>
	<b>Estimated Total Mental Health Expenditures</b>	<b>Estimated PEI Funding</b>	<b>Estimated Medi- Cal FFP</b>	<b>Estimated 1991 Realignment</b>	<b>Estimated Behavioral Health Subaccount</b>	<b>Estimated Other Funding</b>
<b>Prevention Programs for Children, Youth &amp; Families</b>						
1. Skill Building for Parents and Guardians	1,662,502	1,662,502				
2. Prevention for Children 0-5	1,200,000	1,200,000				
3. Mentoring for Transitional Age Youth	1,306,467	1,306,467				
4. Coping and Resiliency Education Services	1,466,135	1,466,135				
5. School-Based Prevention Services	2,578,235	1,935,176	643,059			
<b>Early Intervention Programs for Children and Youth</b>						
6. Early Interventions to Treat Psychosis	1,640,149	903,269	726,780			10,100
<b>Early intervention Programs for Adults and Older Adults</b>						
7. Community Trauma Services for Adults	2,700,000	2,025,000	675,000			
8. Forsensic Prevention and Engagement	450,000	337,500	112,500			
9 Prevention and Early Intervention for Older Adults	500,000	375,000	125,000			
<b>Access and Linkage to Treatment Program</b>						
10. Whole Person Care	789,152	591,864	197,288			
11. Cultural Brokers Program	1,000,000	975,000	25,000			
<b>Outreach for Increasing Recognition of the Early Signs of Mental Illness</b>						
12. Increasing Recognition of Mental Illnesses	1,094,466	1,094,466	0			
<b>Stigma and Discrimination Reduction Program</b>						
13. Information and Education Campaign	1,756,521	1,756,521	0			
<b>Suicide Prevention Program</b>						
14. Suicide Prevention with Schools	816,000	816,000	0			
15. Suicide Prevention and Education in the Community	633,696	633,696	0			
<b>PEI Administration</b>	2,561,789	2,561,789				
<b>PEI Assigned Funds</b>	0					
Funds assigned to CalMHSA	0					
<b>Total PEI Program Estimated Expenditures</b>	22,155,112	19,640,386	2,504,627	0	0	10,100

**FY 2023-24 Through FY 2025-26 Three-Year Mental Health Services Act Expenditure Plan  
Prevention and Early Intervention (PEI) Component Worksheet**

County: San Joaquin

Date: 4/14/23

	<b>Fiscal Year 2024/25</b>					
	<b>A</b>	<b>B</b>	<b>C</b>	<b>D</b>	<b>E</b>	<b>F</b>
	<b>Estimated Total Mental Health Expenditures</b>	<b>Estimated PEI Funding</b>	<b>Estimated Medi- Cal FFP</b>	<b>Estimated 1991 Realignment</b>	<b>Estimated Behavioral Health Subaccount</b>	<b>Estimated Other Funding</b>
<b>Prevention Programs for Children, Youth &amp; Families</b>						
1. Skill Building for Parents and Guardians	1,662,502	1,662,502				
2. Prevention for Children 0-5	1,200,000	1,200,000				
3. Mentoring for Transitional Age Youth	1,306,467	1,306,467				
4. Coping and Resiliency Education Services	1,466,135	1,466,135				
5. School-Based Prevention Services	2,572,235	1,864,870	707,365			
<b>Early Intervention Programs for Children and Youth</b>						
6. Early Interventions to Treat Psychosis	1,640,149	830,591	799,458			10,100
<b>Early intervention Programs for Adults and Older Adults</b>						
7. Community Trauma Services for Adults	2,700,000	1,957,500	742,500			
8. Forsensic Prevention and Engagement	450,000	326,250	123,750			
9. Prevention and Early Intervention for Older Adults	500,000	362,500	137,500			
<b>Access and Linkage to Treatment Program</b>						
10. Whole Person Care	789,152	572,135	217,017			
11. Cultural Brokers Program	1,000,000	972,500	27,500			
<b>Outreach for Increasing Recognition of the Early Signs of Mental Illness</b>						
12. Increasing Recognition of Mental Illnesses	1,094,466	1,094,466				
<b>Stigma and Discrimination Reduction Program</b>						
13. Information and Education Campaign	0	0				
<b>Suicide Prevention Program</b>						
14. Suicide Prevention with Schools	816,000	816,000				
15. Suicide Prevention and Education in the Community	0	0				
<b>PEI Administration</b>	2,164,787	2,164,787				
<b>PEI Assigned Funds</b>	0					
Funds assigned to CalMHSA	0					
<b>Total PEI Program Estimated Expenditures</b>	<b>19,361,893</b>	<b>16,596,704</b>	<b>2,755,089</b>	<b>0</b>	<b>0</b>	<b>10,100</b>

**FY 2023-24 Through FY 2025-26 Three-Year Mental Health Services Act Expenditure Plan  
Prevention and Early Intervention (PEI) Component Worksheet**

County: San Joaquin

Date: 4/14/23

	<b>Fiscal Year 2025/26</b>					
	<b>A</b>	<b>B</b>	<b>C</b>	<b>D</b>	<b>E</b>	<b>F</b>
	<b>Estimated Total Mental Health Expenditures</b>	<b>Estimated PEI Funding</b>	<b>Estimated Medi- Cal FFP</b>	<b>Estimated 1991 Realignment</b>	<b>Estimated Behavioral Health Subaccount</b>	<b>Estimated Other Funding</b>
<b>Prevention Programs for Children, Youth &amp; Families</b>						
1. Skill Building for Parents and Guardians	1,662,502	1,662,502				
2. Prevention for Children 0-5	1,200,000	1,200,000				
3. Mentoring for Transitional Age Youth	1,306,467	1,306,467				
4. Coping and Resiliency Education Services	1,466,135	1,466,135				
5. School-Based Prevention Services	2,572,235	1,758,766	813,469			
<b>Early Intervention Programs for Children and Youth</b>						
6. Early Interventions to Treat Psychosis	1,640,149	710,672	919,377			10,100
<b>Early intervention Programs for Adults and Older Adults</b>						
7. Community Trauma Services for Adults	2,700,000	1,846,125	853,875			
8. Forsensic Prevention and Engagement	450,000	307,688	142,313			
9. Prevention and Early Intervention for Older Adults	500,000	341,875	158,125			
<b>Access and Linkage to Treatment Program</b>						
10. Whole Person Care	789,152	539,583	249,569			
11. Cultural Brokers Program	1,000,000	968,375	31,625			
<b>Outreach for Increasing Recognition of the Early Signs of Mental Illness</b>						
12. Increasing Recognition of Mental Illnesses	1,094,466	1,094,466				
<b>Stigma and Discrimination Reduction Program</b>						
13. Information and Education Campaign	0	0				
<b>Suicide Prevention Program</b>						
14. Suicide Prevention with Schools	816,000	816,000				
15. Suicide Prevention and Education in the Community	0	0				
<b>PEI Administration</b>	2,102,798	2,102,798				
<b>PEI Assigned Funds</b>	0					
Funds assigned to CalMHSA	0					
<b>Total PEI Program Estimated Expenditures</b>	19,299,904	16,121,451	3,168,353	0	0	10,100

**FY 2023-24 Through FY 2025-26 Three-Year Mental Health Services Act Expenditure Plan  
Innovations (INN) Component Worksheet**

County: San Joaquin

Date: 4/14/23

	<b>Fiscal Year 2023/24</b>					
	<b>A</b>	<b>B</b>	<b>C</b>	<b>D</b>	<b>E</b>	<b>F</b>
	<b>Estimated Total Mental Health Expenditures</b>	<b>Estimated INN Funding</b>	<b>Estimated Medi- Cal FFP</b>	<b>Estimated 1991 Realignment</b>	<b>Estimated Behavioral Health Subaccount</b>	<b>Estimated Other Funding</b>
<b>INN Programs</b>						
CalMHSA Semi-Statewide EHR Innovation						
1. Project	1,544,480	1,544,480				
	231,672	231,672				
<b>Total INN Program Estimated Expenditures</b>	1,776,152	1,776,152	0	0	0	0

	<b>Fiscal Year 2024/25</b>					
	<b>A</b>	<b>B</b>	<b>C</b>	<b>D</b>	<b>E</b>	<b>F</b>
	<b>Fiscal Year 2018/19</b>	<b>Estimated INN Funding</b>	<b>Estimated Medi- Cal FFP</b>	<b>Estimated 1991 Realignment</b>	<b>Estimated Behavioral Health Subaccount</b>	<b>Estimated Other Funding</b>
<b>INN Programs</b>						
CalMHSA Semi-Statewide EHR Innovation						
1. Project	1,483,616	1,483,616				
<b>INN Administration</b>	222,542	222,542				
<b>Total INN Program Estimated Expenditures</b>	1,706,158	1,706,158	0	0	0	0

	<b>Fiscal Year 2025/26</b>					
	<b>A</b>	<b>B</b>	<b>C</b>	<b>D</b>	<b>E</b>	<b>F</b>
	<b>Estimated Total Mental Health Expenditures</b>	<b>Estimated INN Funding</b>	<b>Estimated Medi- Cal FFP</b>	<b>Estimated 1991 Realignment</b>	<b>Estimated Behavioral Health Subaccount</b>	<b>Estimated Other Funding</b>
<b>INN Programs</b>						
CalMHSA Semi-Statewide EHR Innovation						
1. Project	1,389,665	1,389,665				
<b>INN Administration</b>	208,450	208,450				
<b>Total INN Program Estimated Expenditures</b>	1,598,115	1,598,115	0	0	0	0

**FY 2023-24 Through FY 2025-26 Three-Year Mental Health Services Act Expenditure Plan  
Workforce, Education and Training (WET) Component Worksheet**

County: San Joaquin

Date: 4/14/23

	<b>Fiscal Year 2023/24</b>					
	<b>A</b>	<b>B</b>	<b>C</b>	<b>D</b>	<b>E</b>	<b>F</b>
	<b>Estimated Total Mental Health Expenditures</b>	<b>Estimated WET Funding</b>	<b>Estimated Medi- Cal FFP</b>	<b>Estimated 1991 Realignment</b>	<b>Estimated Behavioral Health Subaccount</b>	<b>Estimated Other Funding</b>
<b>WET Programs</b>						
1. Training and Technical Assistance	482,904	482,904				
2. Internship and Financial Assistance	358,600	358,600				
	126,226	126,226				
	967,730	967,730	0	0	0	0

	<b>Fiscal Year 2024/25</b>					
	<b>A</b>	<b>B</b>	<b>C</b>	<b>D</b>	<b>E</b>	<b>F</b>
	<b>Estimated Total Mental Health Expenditures</b>	<b>Estimated WET Funding</b>	<b>Estimated Medi- Cal FFP</b>	<b>Estimated 1991 Realignment</b>	<b>Estimated Behavioral Health Subaccount</b>	<b>Estimated Other Funding</b>
<b>WET Programs</b>						
1. Training and Technical Assistance	482,904	482,904				
2. Internship and Financial Assistance	358,600	358,600				
<b>WET Administration</b>	126,226	126,226				
<b>Total WET Program Estimated Expenditures</b>	967,730	967,730	0	0	0	0

	<b>Fiscal Year 2025/26</b>					
	<b>A</b>	<b>B</b>	<b>C</b>	<b>D</b>	<b>E</b>	<b>F</b>
	<b>Estimated Total Mental Health Expenditures</b>	<b>Estimated WET Funding</b>	<b>Estimated Medi- Cal FFP</b>	<b>Estimated 1991 Realignment</b>	<b>Estimated Behavioral Health Subaccount</b>	<b>Estimated Other Funding</b>
<b>WET Programs</b>						
1. Training and Technical Assistance	482,904	482,904				
2. Internship and Financial Assistance	358,600	358,600				
<b>WET Administration</b>	126,226	126,226				
<b>Total WET Program Estimated Expenditures</b>	967,730	967,730	0	0	0	0

**FY 2023-24 Through FY 2025-26 Three-Year Mental Health Services Act Expenditure Plan  
Capital Facilities/Technological Needs (CFTN) Component Worksheet**

County: San Joaquin

Date: 4/14/23

	<b>Fiscal Year 2023/24</b>					
	<b>A</b>	<b>B</b>	<b>C</b>	<b>D</b>	<b>E</b>	<b>F</b>
	<b>Estimated Total Mental Health Expenditures</b>	<b>Estimated CFTN Funding</b>	<b>Estimated Medi- Cal FFP</b>	<b>Estimated 1991 Realignment</b>	<b>Estimated Behavioral Health Subaccount</b>	<b>Estimated Other Funding</b>
<b>CFTN Programs - Capital Facilities Projects</b>						
1. Residential Treatment Facilities for COD						
2. Facility Renovations						
3. Facility Repair and Upgrades	8,511,700	8,511,700				
<b>CFTM Administration</b>	1,276,755	1,276,755				
<b>Total CFTN Program Estimated Expenditures</b>	9,788,455	9,788,455	0	0	0	0

	<b>Fiscal Year 2024/25</b>					
	<b>A</b>	<b>B</b>	<b>C</b>	<b>D</b>	<b>E</b>	<b>F</b>
	<b>Estimated Total Mental Health Expenditures</b>	<b>Estimated CFTN Funding</b>	<b>Estimated Medi- Cal FFP</b>	<b>Estimated 1991 Realignment</b>	<b>Estimated Behavioral Health Subaccount</b>	<b>Estimated Other Funding</b>
<b>CFTN Programs - Capital Facilities Projects</b>						
1. Residential Treatment Facilities for COD						
2. Facility Renovations						
3. Facility Repair and Upgrades	8,511,700	8,511,700				
<b>CFTN Administration</b>	1,276,755	1,276,755				
<b>Total CFTN Program Estimated Expenditures</b>	9,788,455	9,788,455	0	0	0	0

	<b>Fiscal Year 2025/26</b>					
	<b>A</b>	<b>B</b>	<b>C</b>	<b>D</b>	<b>E</b>	<b>F</b>
	<b>Estimated Total Mental Health Expenditures</b>	<b>Estimated CFTN Funding</b>	<b>Estimated Medi- Cal FFP</b>	<b>Estimated 1991 Realignment</b>	<b>Estimated Behavioral Health Subaccount</b>	<b>Estimated Other Funding</b>
<b>CFTN Programs - Capital Facilities Projects</b>						
1. Residential Treatment Facilities for COD						
2. Facility Renovations						
3. Facility Repair and Upgrades	8,511,700	8,511,700				
<b>CFTN Administration</b>	1,276,755	1,276,755				
<b>Total CFTN Program Estimated Expenditures</b>	9,788,455	9,788,455	0	0	0	0

## V. Community Services and Supports

### Essential Purpose of Community Services and Supports Component Funds

The Mental Health Services Act (MHSA) allocates funding for Community Services and Supports (CSS) programs that provide treatment and interventions with individuals with serious mental health illnesses who meet the criteria for specialty mental health care services.

“Community Services and Supports” means the component of the Three-Year Program and Expenditure Plans that refers to service delivery systems for mental health services and supports for children and youth, transition age youth, adults, and older adults. These services and supports are similar to those found in Welfare and Institutions Code Sections 5800 et. seq. (Adult and Older Adult Systems of Care) and 5850 et. seq. (Children's System of Care). *CA Code of Regulations §3200.080*

In San Joaquin County CSS funding will support:

- 1) Full Service Partnership Programs – to provide all of the mental health services and supports necessary to an individual who is unserved, underserved, and experiencing homelessness, justice involvement, or other indicator of severe unmet need (see eligibility criteria below.)
- 2) Outreach and Engagement Programs – to provide outreach and engagement to people who may need specialty mental health services but are not currently receiving the care they need or are only receiving episodic or crisis mental health services.
- 3) General System Development Programs- to improve the overall amount, availability, and quality of mental health services and supports for individuals who receive specialty mental health care services.

The Mental Health Services Act is intended to expand and enhance mental health services to reduce the long-term adverse impacts on individuals and families resulting from untreated serious mental illness. The Community Services and Supports component of the Act, improves *outreach and engagement* to ensure that more individuals are successfully engaged in specialty mental health care services to reduce the incidence of untreated serious mental illness; *full service partnership programs* improve the quality and intensity of specialty mental health services for the most seriously ill and gravely disabled individuals that are experiencing negative outcomes associated with incarceration, homelessness, and prolonged suffering; and *system development projects* expand and enhance the entire specialty mental health system of care to better address the needs of all individuals diagnosed with serious mental illnesses or serious emotional disorders.

## Full Service Partnership Program Regulations

BHS provides a range of community-based specialty mental health services to support consumers and family members. Individuals with a mental health diagnosis may be served at various levels within the continuum of care depending upon their treatment needs. Full Service Partnership Programs are offered to consumers who require the highest level of treatment interventions to achieve their recovery goals and who meet the Full Service Partnership eligibility criteria.

“Full Service Partnership Service Category” means the service category of the Community Services and Supports component of the Three-Year Program and Expenditure Plans, under which the County, in collaboration with the client, and when appropriate the client's family, plans for and provides the full spectrum of community services so that children and youth, transition age youth, adults and older adults can achieve the identified goals. *CA Code of Regulations §3200.140*

“Full Spectrum of Community Services” means the mental health and non-mental health services and supports necessary to address the needs of the client, and when appropriate the client's family, in order to advance the client's goals and achieve outcomes that support the client's recovery, wellness and resilience. *CA Code of Regulations §3200.150*

### FSP Eligibility Criteria

All individuals referred to, and receiving, FSP Program Services must meet the eligibility criteria for enrollment in a FSP as described by state statute, regulation, and local priority needs. Individuals enrolled in a FSP program will be reassessed every six months to ensure eligibility criteria remain current. Individuals that no longer meet the eligibility criteria and have stabilized in their treatment plan will be transitioned to more appropriate mental health services.

#### Criteria 1: Eligibility for Public Mental Health Services (WIC § 5600.3)

All individuals enrolled in a Full Service Partnership program must meet the criteria for specialty mental health services as defined by the California Welfare and Institutions Code.

Children and Youth (0-17)	Adults (18 and older)
Have a primary diagnosis of a mental disorder which results in behavior inappropriate to the child's age, and <ul style="list-style-type: none"><li>As a result, has substantial impairment, <i>and</i><ul style="list-style-type: none"><li>Is at risk of removal from the home, <i>or</i></li><li>The mental disorder has been present for more than 6 months and is likely to continue for more than a year if untreated.</li></ul></li></ul>	Have a primary diagnosis of a serious mental disorder which is severe in degree, persistent in duration, and which may cause behavioral functioning that interferes with daily living. <ul style="list-style-type: none"><li>Mental disorder, diagnosed and as identified in Diagnostic and Statistical Manual of Mental Disorders.</li><li>As a result of the mental disorder, the person has substantial functional impairments</li><li>As a result of a mental functional impairment and circumstances, the person is likely to become so disabled as to require public assistance, services, or entitlements.</li></ul>
OR	OR
The child displays one of the following: psychotic features, risk of suicide, or risk of violence due to a mental disorder.	Adults who are at risk of requiring acute psychiatric inpatient care, residential treatment, or an outpatient crisis intervention.

### ***Criteria 2: Designated as Underserved or Unserved (CCR §3200.300 and 3200.310)***

Individuals enrolled in a Full Service Partnership program must meet the MHSA definition of an individual who is underserved or unserved by mental health services, as described in the California Code of Regulations.

<b>Underserved</b>	<b>Unserved</b>
<p><b>“Underserved”</b> means clients of any age who have been diagnosed with a serious mental illness and/or serious emotional disturbance and are receiving some services, but are not provided the necessary or appropriate opportunities to support their recovery, wellness and/or resilience. When appropriate, it includes clients whose family members are not receiving sufficient services to support the client's recovery, wellness and/or resilience. These clients include, but are not limited to, those who are so poorly served that they are at risk of homelessness, institutionalization, incarceration, out of home placement or other serious consequences; members of ethnic/racial, cultural, and linguistic populations that do not have access to mental health programs due to barriers such as poor identification of their mental health needs, poor engagement and outreach, limited language access, and lack of culturally competent services; and those in rural areas, Native American rancherias and/ or reservations who are not receiving sufficient services.</p>	<p><b>“Unserved”</b> means those individuals who may have serious mental illness and/or serious emotional disturbance and are not receiving mental health services. Individuals who may have had only emergency or crisis-oriented contact with and/or services from the County may be considered unserved.</p>

### ***Criteria 3: MHSA Criteria for Full Service Partnership Category (CCR § 3620.05)***

Individuals enrolled in a Full Service Partnership programs must meet the MHSA eligibility criteria for enrollment.

- All children and youth identified at risk and seriously emotionally disturbed (SED) as a result of a mental health diagnosis, are eligible for enrollment in a Full Service Partnership Program.
- All others, (including, Transitional Age Youth, Adults, and Older Adults) must meet the following additional criteria:

<b>Transitional Age Youth (Ages 16-25)</b>	<b>Adults (Ages 26-59)</b>	<b>Older Adults (Ages 60 and Older)</b>
<p>TAYS are unserved or underserved and one of the following:</p> <ul style="list-style-type: none"><li>• Homeless or at risk of being homeless.</li><li>• Aging out of the child and youth mental health system.</li><li>• Aging out of the child welfare systems</li><li>• Aging out of the juvenile justice system.</li><li>• Involved in the criminal justice system.</li><li>• At risk of involuntary hospitalization or institutionalization.</li></ul> <p>Have experienced a first episode of serious mental illness.</p>	<p>(1) Adults are unserved and one of the following:</p> <ul style="list-style-type: none"><li>• Homeless or at risk of becoming homeless.</li><li>• Involved in the criminal justice system.</li><li>• Frequent users of hospital and/or emergency room services as the primary resource for mental health treatment.</li></ul> <p>OR</p> <p>(2) Adults are underserved and at risk of one of the following:</p> <ul style="list-style-type: none"><li>• Homelessness.</li><li>• Involvement in the criminal justice system.</li><li>• Institutionalization.</li></ul>	<p>Older Adults are unserved experiencing, or underserved and at risk of, one of the following:</p> <ul style="list-style-type: none"><li>• Homelessness.</li><li>• Institutionalization.</li><li>• Nursing home or out-of-home care.</li><li>• Frequent users of hospital and/or emergency room services as the primary resource for mental health treatment.</li><li>• Involvement in the criminal justice system.</li></ul>

#### Criteria 4: San Joaquin County Priority Service Needs

San Joaquin County has developed further clarification on the criteria for enrollment in a Full Service Partnership program, based on the priority service needs expressed during the MHSA Community Program Planning Process.

- For children and youth ages 3-17, Full Service Partnership Program enrollment will prioritize recipients of Child Welfare Services (e.g. foster care services); Juvenile Justice Services (e.g. juvenile detention or probation); or any Crisis Mental Health Services.
- Transitional Age Youth, Adults, and Older Adults eligible for enrollment in a Full Service Partnership Program will have a high acuity of impairment *and* have one or more of the following specific conditions:

Baseline Priority: Acuity of Impairment	Local Priority 1: Homeless	Local Priority 2: Other At-Risk Conditions
<p><b>Clinical Indication of Impairment</b></p> <ul style="list-style-type: none"> <li>• As indicated by a score within the highest range of needs on a level of care assessment tool*.</li> </ul> <p>*BHS has reviewed and piloted a level of care assessment tool. Use of the <i>Child and Adult Needs and Strengths Assessment</i> (CANSA) tool is currently being implemented throughout BHS's clinical program areas.</p>	<p><b>Homeless; or,</b></p> <ul style="list-style-type: none"> <li>• Living on the street, in a vehicle, shelter, a motel, or a place not typical of human habitation.</li> </ul> <p><b>Imminent Risk of Homelessness; or</b></p> <ul style="list-style-type: none"> <li>• Having received an eviction notice, living in temporary housing that has time limits, discharged from health facility or jail without a place to live.</li> </ul> <p>* In consultation with stakeholders BHS is making the provision of FSP Services a priority for all individuals with serious mental illnesses who are homeless or at imminent risk of homelessness. This prioritization also aligns with the priorities outlined by members of the Board of Supervisors interviewed for this Plan.</p>	<p><b>Involved with the Criminal Justice System;</b></p> <ul style="list-style-type: none"> <li>• Recent arrest and booking</li> <li>• Recent release from jail</li> <li>• Risk of arrest for nuisance of disturbing behaviors</li> <li>• Risk of incarceration</li> <li>• SJC collaborative court system or probation supervision, including Community Corrections Partnership</li> </ul> <p><b>Frequent Users of Emergency or Crisis Services; or</b></p> <ul style="list-style-type: none"> <li>• Two or more mental health related Hospital Emergency Department episodes in past 6 months</li> <li>• Two or more Crisis or Crisis Stabilization Unit episodes within the past 6 months</li> </ul> <p><b>At risk of Institutionalization.</b></p> <ul style="list-style-type: none"> <li>• Exiting an IMD</li> <li>• Two or more psychiatric hospitalizations within the past 6 months</li> <li>• Any psychiatric hospitalization of 14 or more days in duration.</li> <li>• LPS Conservatorship</li> </ul>

## Full Service Partnership Program Implementation in San Joaquin County

### FSP Component Services

The foundation of San Joaquin County's FSP Program is the provision of a full spectrum of community supports and services (e.g. housing, employment, education, mobile crisis response, peer support, and substance abuse treatment services) to sustain and stabilize individual consumers within their recovery process. FSP Programs have a high staff to consumer ratio, and a team approach that is predicated upon the partnership between the consumer, the mental health clinical team, and family or peer partners in recovery.

BHS will operate five FSP Programs and four intensive FSP programs for very high-risk individuals who are extremely reluctant to engage in mental health services, at imminent risk of institutionalization, and/or have a history of repeated contact with law enforcement for serious offenses.

#### Standard FSP Programs

- Children and Youth FSP
- Transitional Age Youth FSP
- Adult FSP
- Older Adult FSP
- Community Corrections FSP

#### Enhanced FSP Programs

- InSPIRE:  
*for individuals with serious mental illnesses who are extremely reluctant to engage in services*
- Intensive Adult:  
*for individuals with serious mental illnesses who are at imminent risk of institutionalization*
- Intensive Justice Response:  
*for individuals with serious mental illnesses who commit serious offenses and are justice-involved*
- High Risk Transition Team:  
*for individuals with serious mental illness transitioning from institutionalization to other services*

BHS also operates several programs that are designed for the exclusive use of FSP clients including: *FSP Housing Empowerment Services* (available for eligible FSP Clients ages 18 and over) and long-term *Adult Residential Treatment Services* for FSP clients and FSP eligible clients that require enhanced engagement or specialty services to avoid institutionalization and stabilize in treatment services.

## Accessibility and Cultural Competence

### Equal Access:

FSP program services are available to all individuals that meet the clinical eligibility criteria for specialty mental health care and full service partnership programming without regard to the person's race, color, national origin, socio-economic status, disability, age, gender identification, sexual orientation, or religion. All program partners are required to take reasonable steps to ensure that organizational behaviors, practices, attitudes, and policies respect and respond to the cultural diversity of the communities and clients served.

### Linguistic Competence:

FSP program services are delivered in a manner which factors in the language needs, health literacy, culture, and diversity of the population that is served. Information and materials are available in multiple languages and trained mental health translators are assigned as needed to ensure comprehension and understanding by the clinical team of the client's recovery goals and agreement or adherence to the treatment plan. All program partners are required to provide meaningful access to their programs by persons with limited English proficiency.

FSP programs also offer a range of culturally competent services and engagement to community-based resources designed for:

- African American consumers
- Asian / Pacific Islander consumers, including services in:
  - *Cambodian / Khmer*
  - *Hmong, Laotian, Mien*
  - *Vietnamese*
- Latino/Hispanic consumers, including services in
  - *Spanish*
- Lesbian, gay, bisexual and transgender consumers
- Middle Eastern consumers
- Native American consumers

BHS is continually striving to improve cultural competence and access to diverse communities. All partners are expected to provide meaningful linguistic access to program services and to address cultural and linguistic competency within their organization.

## Full Service Partnership Program Services

### ***FSP Engagement:***

- *Enthusiastic Engagement:* Individuals with serious mental illnesses that do not respond to engagement services as usual may be referred to the InSPIRE FSP team. Enthusiastic engagement refers to a program strategy that supports daily attempts at contact and finding creative pathways to treatment services for hesitant or reluctant clients. This is an Enhanced FSP program with a limited case load. Following successful engagement clients are transitioned to an appropriate FSP program for ongoing treatment and supports.
- *Transition to Treatment:* Individuals that are treated within the BHS crisis continuum (Crisis Services, Crisis Stabilization Unit, or Psychiatric Health Facility) are discharged with a transition to treatment plan that includes a scheduled follow-up appointment and linkage to routine services. Peer navigators are also a part of the transition to treatment process following a crisis episode and may be a component of the discharge plan.

### ***FSP Assessment and Referral Process:***

- *Assessment:* Prior to receiving treatment services for a serious mental illness, all individuals must undergo a complete psychosocial assessment to evaluate their mental health and social wellbeing. The assessment examines clinical needs, perception of self, and ability to function in the community. The assessment process may also include an assessment of substance use disorders. The assessment is typically completed by a Mental Health Clinician through a scheduled appointment or as a component of a crisis evaluation – though in some (limited) instances it may be completed by a psychiatrist or psychologist.
- *Referral to Care:* Based on the assessment, the Clinician will develop a preliminary treatment plan and make a referral to the appropriate level of care. Depending on the findings of the assessment this may be a referral to a primary care physician or health plan to address a mild-moderate mental health concern; a referral to an outpatient clinic to enter into routine treatment services; or a referral to either standard or enhanced FSP services, per the MHSA eligibility criteria reviewed above *and* the purpose and capacity of the FSP program to address individual treatment needs.

### ***FSP Enrollment into a Treatment Team***

- *FSP Treatment and Support Team:* Individuals enrolled in an FSP program will have a treatment team that includes a clinician, nursing or medical staff, case manager, and frequently a peer or parent partner with lived experience in recovery is part of the team. FSP treatment teams provide targeted clinical interventions and case management and work with community based partners to offer a full range of wraparound services and supports.

- *Orientation to FSP Services:* FSP program staff will evaluate the needs and orient the eligible consumer to the program philosophy and process; providing enough information so that the consumer can make an informed choice regarding enrollment. This process is used to explore the natural supports individuals have to build into recovery efforts, including family and community supports and to further understand treatment needs. Clinicians will conduct comprehensive clinical assessment to make recommendations for treatment and service interventions which are outlined in the Client Treatment Plan.
- *Partnership Assessment Form:* The Partnership Assessment Form (PAF) is completed once, when a partnership is established within a FSP program. The PAF is a comprehensive intake that establishes history and baseline data in the following areas: residential, education, employment, sources of financial support, legal issues, emergency interventions, health status, substance abuse, and other special age and dependency related concerns.
- *Enhanced FSP Treatment Team:* All services described above, and additionally; Individuals enrolled in one of the Enhanced FSP Programs will be engaged by a larger treatment team that may additionally include an alcohol and drug counselor; and a housing, rehabilitation, or vocational specialist as part of the team. There is a low ratio of clients to treatment team staff; ideally 10:1, but not less than 15:1. The treatment team also has 24-hour responsibility responding to a psychiatric crisis and will respond at the time of any hospital admission.

#### ***FSP Treatment and Recovery Plan***

- *(TAY, Adult, and Older Adult) Client Treatment Plan:* Plans describe the treatment modalities and services recommended to support recovery. Planning may occur in one or more sessions and will be completed within 60 days of enrollment. Plans include a *Strength Assessment* that highlights the interests, activities and natural supports available to the consumer and the core areas of life, or domains, (e.g. housing or personal relationships) they wish to focus on through treatment. Clients will be evaluated by a psychiatrist to review and discuss medications as a component of the treatment plans. Client Treatment Plans will be updated every six months.
- *(Children and Youth) Dynamic Problem List (formally Client Treatment Plan):* For youth in treatment in a FSP, a dynamic problem list describes the treatment modalities and services recommended to support recovery. Planning may occur in one or more sessions and is driven by the Child Family Team and CANSA results. The CANSA includes a strengths section that highlights interests, activities, natural supports and internal characteristics that the CFT can use to support the client on their path to wellness. The CANSA also identifies areas of need that can be the focus of treatment. Client Treatment Plans are updated at least annually.

- *Wellness Recovery Action Plan (WRAP):* Adult Consumers will work with peer partners to develop their own WRAP plans with strategies to decrease and prevent intrusive or troubling thoughts and to increase positive activities and quality of life. WRAP plans are consumer-directed, and empowerment focused.

#### ***Clinical and Service Interventions:***

- *Psychiatric Assessment and Medication Management:* FSP Consumers will meet with a prescribing practitioner to determine appropriate medications and will be followed by a nurse or psychiatric technician to ensure that the prescribed medications are having the desired effects. Follow-up visits with the psychiatrist or prescribing practitioner will be scheduled as needed to refine or adjust prescriptions. Additionally, case management services may include daily or weekly reminders to take medications as prescribed.
- *Clinical Team Case Management:* FSP Consumers are enrolled into a clinical team that provides intensive home or community-based case management. The frequency of contact is directed by consumer needs and level of care. With most FSP programs clients are seen 1-3 times a week. Within enhanced FSP programs clients have 3-6 contacts per week. Case Management services include:
  - Treatment planning and monitoring of treatment progress
  - Individualized services and supports
  - Group services and supports
  - Referrals and linkages to health care services, public benefit programs, housing, legal assistance, etc.
- *Individual interventions:* FSP consumers receive individualized interventions from a clinician. BHS clinicians are trained in several modalities. Consumers work with clinicians that have training in the modality that best meets their treatment needs. Individual therapeutic approaches to support consumers may include:
  - Cognitive Behavioral Therapies, including for psychosis
  - Trauma Focused Cognitive Behavioral Therapy
  - Parent Child Interactive Therapy
- *Cognitive Behavioral and Skill-Building Groups:* FSP consumers will additionally participate in group skill building and treatment activities. Group activities are intended to further refine, reflect, and practice the behaviors and thinking-patterns identified within the WRAP and treatment plans. Consumers with co-occurring disorders will also be screened for substance use disorder treatment services, including residential or outpatient treatment services. A range of evidence-based treatment and support groups may be offered, including, but not limited to:
  - Aggression Replacement Training

- Anger Management for Individuals with Co-occurring Disorders
  - Chronic Disease Self-Management Skills
  - Dialectical Behavior Therapy
  - Seeking Safety (a trauma-informed, cognitive behavioral treatment)
  - Matrix (a cognitive behavioral substance use disorders)
  - Cognitive Behavioral Interventions for substance use disorders
  - Various peer and consumer-driven support groups
- *Additional Clinical Supports:*
  - Community Behavioral Intervention Services are available to adult and older adult FSP clients who are having a hard time managing behaviors and impulses and have experienced a severe loss of functioning. The services are based on the principles of *Applied Behavioral Analysis* and intended to address specific behaviors to support long-lasting functional change.
  - Intensive Home Based Services and Intensive Care Coordination are available for children, youth, and their families for any children or youth who meet Specialty Mental Health Services, and who would benefit from those services.
  - Substance Use Disorder Treatment Services are available through the Substance Abuse Services Division and include a range of outpatient, intensive outpatient, and residential treatment programs. BHS also contracts with qualified community partners to provide medication assisted treatment for individuals with co-occurring disorders.
- *Additional Community Supports:* A broad range of community, housing, and employment support services are also available to consumers enrolled in an FSP program. Programs funded through MHSA are described in Systems Development Projects, and include:
  - Wellness Centers
  - Peer Navigation
  - Mobile Crisis Support Team
  - Housing Empowerment Programming
  - Employment Recovery Services
- *Enhanced FSP Services:* Individuals enrolled within one of the enhanced FSP programs will receive all housing, rehabilitation, substance use treatment and additional clinical support services through their FSP treatment team.
- *FSP Housing Services:* Individuals with serious mental illnesses need a stable place to live in order to manage their recovery, participate effectively in treatment, and address their own health and wellness. FSP program participants may be eligible for one of several housing programs, with services ranging from assistance finding housing to placements in more long

term assisted living facilities. Housing related services and supports are based upon individual assessment of needs and strengths, and the treatment plan, and vary significantly.

- “*Whatever It Takes*” funding is set aside to help consumers achieve their recovery goals. These funds assist in paying for resources when typical services are unavailable. (MHSA CCR Title 9 Section 3260 (a) (1) (B)). FSP Programs are guided by the BHS “Whatever It Takes Policy”. Contractor will be assigned to provide assistance for BHS Internal FSP programs to implement “Whatever It Takes” policy.

### ***Monitoring Treatment Progress***

- *Monitoring and Adapting Services and Supports:* A level of care assessment will be re-administered every six months and will be used to inform and update the intervention recommendations described in a *Client Treatment Plan*.
  - The *Child and Adult Needs and Strengths Assessment* (CANS) is used to measure and track client progress. The CANS is made of domains that focus on various areas in an individual’s life, and each domain is made up of a group of specific items. There are domains that address how the individual functions in everyday life, on specific emotional or behavioral concerns, on risk behaviors, on strengths and on skills needed to grow and develop, and on general family concerns. The provider gives a number rating to each of these items. These ratings help the provider, client and family understand where intensive or immediate action is most needed, and also where an individual has assets that could be a major part of the treatment or service plan.
- *Quarterly Assessment Form:* The Quarterly Assessment Form is completed every three months following the enrollment. This is an abbreviated version of the PAF intake form and documents for client status of key performance measures in the areas of education, sources of financial support, health status, substance use, and legal issues (incarceration, dependency, and legal guardianship), etc.
- *Key Event Tracking Form:* A key event tracking (KET) form is completed every time there is a change in status in one of the following key areas: housing status/change; hospitalization; incarceration, education; employment; legal status (dependency, guardianship, etc.); or if there has been an emergency crisis response.

### ***Transition to Community or Specialty Mental Health Services***

- *Transition Planning:* Transition planning is intended to help consumers “step-down” from the highly intensive services of the full service partnership program into specialty and/or community based mental health services. Indicators that a consumer is ready to step-down include, increase stability in housing; increase functionality as indicated by attainment of

treatment goals; completion of therapeutic interventions and readiness as determined by the FSP clinical team; and client's ability to move successfully to a lower level of care.

- *Engagement into Community or Specialty Mental Health Services:* All FSP consumers will have a *FSP Discharge Process* that includes a specific plan for follow up, linkage to a lower level of care, community resources to support progress obtained and stability in living environment. Adult consumers will be encouraged to develop (or update) their own wellness recovery action plan.
- *Post FSP Services:* FSP consumers stepping down from an FSP program will be linked with a Peer Specialist. Peer Specialist workers will ensure that individuals who have stabilized in treatment services will remain stable by providing regular follow-up services to ensure satisfaction and engagement with new treatment services and continued stability in the community for a period of up to six months following discharge from an FSP.
- *CYS Post FSP Services:* CYS FSP Consumers step down from an FSP program via a warm handoff when appropriate. The FSP team introduces the consumer to their new treatment team. Often times this introduction takes place during a Child Family Team Meeting. The FSP does not close out services until the consumer is fully engaged in the step down program.

## **Community Services and Supports Funded Programs**

### **Full Service Partnerships**

1. Children and Youth FSP
2. Transitional Age Youth (TAY) FSP
3. TAY Intensive Care Coordination and Intensive Home-Based Services FSP
4. Adult FSP
5. Older Adult FSP
6. Community Corrections FSP
7. InSPIRE FSP
8. Intensive Adult FSP
9. Intensive Justice Response FSP
10. FSP Housing Empowerment Services
11. High Risk Transition Team FSP
12. FSP Adult Residential Treatment Services
13. Home To Stay FSP Services

### **Outreach & Engagement**

14. Mental Health Outreach & Engagement
15. Mobile Crisis Support Team
16. Peer Navigation

### **General System Development**

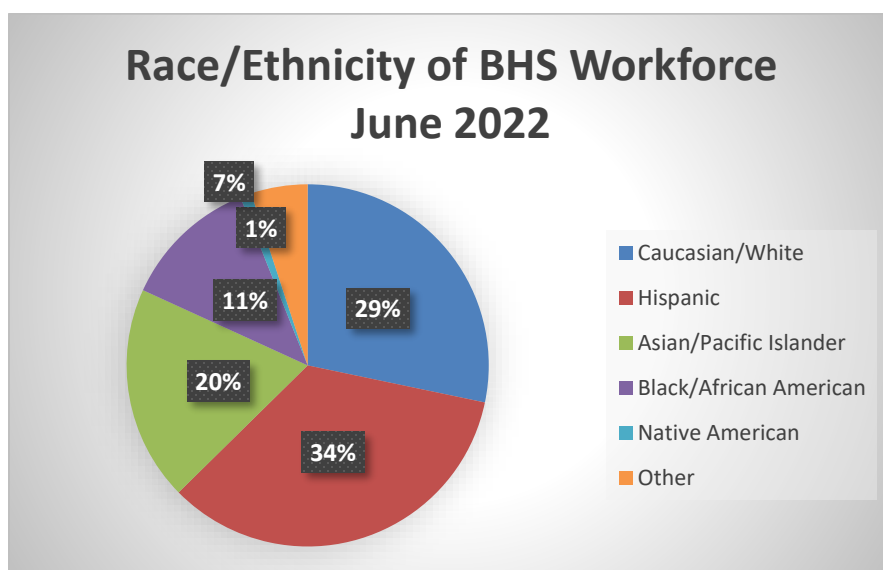
17. Wellness Center
18. Project Based Housing
19. Employment Recovery Services
20. Community Behavioral Intervention Services

- 21. Housing Coordination Services
- 22. Crisis Services Expansion
- 23. Co-Occurring Disorder Program
- 24. TAY Outpatient Care
- 25. System Development Expansion

## Capacity to Implement CSS Programs

Over 1,000 mental health services staff and partner staff work throughout the county to deliver mental health services to over 17,000 individuals with serious mental illness (a 17:1 ratio of clients to partners and staff). BHS employs the largest proportion of the workforce (N=737) or 74% of the workforce. Other network providers and community-based organizations account for the remaining portion of the workforce.

The mental health workforce is comprised of licensed and unlicensed personnel (31% and 39%, respectively), as well as managerial and support staff. Staffing shortages are challenging for many positions, with licensed positions being the hardest to fill; recruitment is ongoing and continuous for licensed mental health clinicians, psychiatric technicians, and psychiatrists.



BHS works hard to recruit and retain a diverse workforce. Compared to the general population the BHS workforce is relatively diverse, and somewhat reflective of the residents of San Joaquin County. Data shows that Hispanic/Latino individuals are under-represented in the workforce, comprising 34% of the workforce, compared to 41% of the county population and 46% of Medi-Cal Beneficiaries, however in the recent year, Hispanic/Latino individuals have become slightly higher in representation than their Caucasian/White counterparts.

Further details about language capacity and cultural competency at BHS are in the Cultural Competency Plan, located in the Appendix. The Cultural Competency Plan provides more insight on the strengths and limitations of the workforce to serve a diverse population and describes the ongoing activities and strategies to strengthen the workforce and meet community needs.

## CSS FSP Program Work Plans

Funding is allocated towards nine FSP programs that are implemented by 22 different clinical teams comprised of psychiatrists, clinicians, case managers, peer partners, nurses, psychiatric technicians and others. Annually, over 1,900 individuals receive services within San Joaquin's FSP programs. FSP program participants may also participate in one or more specialty programs to receive additional services and supports beyond those usually provided by an FSP team.

	Unique Count of Clients Served in FY 21-22
<b>Full Service Partnership Programs</b>	
1. Children and Youth FSP (5 Teams)	896
2. Transitional Age Youth (TAY) FSP (2 Teams)	68
3. Adult FSP (7 Teams)	448
4. Older Adult FSP (1 Team)	65
5. Community Corrections FSP (1 Team)	223
6. InSPIRE FSP (1 Team)	24
7. Intensive Adult FSP (2 Teams)	112
8. Intensive Justice Response FSP (2 Teams)	119
9. High Risk Transition Team FSP (1 Team)	93
<b>TOTAL CLIENTS ENROLLED IN FSP PROGRAMS</b>	<b>2,042</b>

## *CSS Project 1: Children and Youth FSP*

---

### **Project Description**

The Children and Youth Services FSP programs provide intensive and comprehensive mental health services to children and youth who have not yet received services necessary to address impairments; reduce risk of suicide, violence, or self-harm; or to stabilize children and youth within their own environments (see FSP Enrollment Criteria 1, page 34). Full Service Partnership program interventions are targeted for children and youth who are: (1) juvenile justice involved, or (2) engaged with the Child Welfare System, or (3) diagnosed with a serious mental illness or severe emotional disturbance that necessitates service interventions beyond the scope of traditional specialty mental health care.

### **Target Populations**

1. **Dependency Population:** FSP programs serve children and youth that are in the dependency system. All children and youth that meet California's Pathways to Wellbeing and Intensive Care Coordination requirements are eligible for FSP services.
2. **Children and Youth:** FSP programs serve children and youth that have a severe emotional disorder and /or a diagnosed serious mental illness that require a full spectrum of services and supports to meet recovery goals.

### **Project Components**

There are four FSP teams working with children and youth.

#### **FSPs for Children and Youth in the Dependency System**

##### *1. Dependency FSP Team*

The vast majority of children and youth served by this FSP are simultaneously involved with the juvenile justice system or the child welfare system, or both. The purpose of the Dependency FSP team is to provide an intensive level of engagement and stabilization services while working in a cross-system, cross-agency team environment that more effectively and efficiently addresses concurrent and complex child, youth, and family needs. Trained clinical staff provide trauma-informed, evidence-based services and supports to include individual therapy and group therapy, Intensive Care Coordination (ICC) and Intensive Home Based Services (IHBS) anchored in the principles and values of the Core Practice Model.

The Child and Family Team (CFT) meeting along with the CANSA will be used to address emerging issues, provide integrated and coordinated interventions, and refine and inform the plan and services as needed.

##### *2. MHSA Pathways FSP Team*

This FSP serves children and youth with the highest and most acute treatment needs that meet criteria for sub-class services. Youth receive community-based Intensive Care Coordination (ICC) in compliance with State mandates, and Intensive Home Based Services (IHBS) per State Medi-Cal regulations. ICC includes the practice of teaming with the child/youth, family, child welfare social worker, probation officer, mental health worker, and other supports through the use of CANSA informed Child and Family Team (CFT) meetings. Contracted staff are CANSA certified and skilled in the use of methods of team facilitation in order to ensure effective engagement and inclusion of the child/youth and family.

### *3. Therapeutic Foster Care (TFC) Team*

The TFC team provides a short-term, intensive, highly coordinated, trauma-informed, and individualized intervention via the TFC Resource Parent. TFC is intended for children and youth who require intensive and frequent mental health support in a family environment. Children in this program also receive ICC and other medically necessary SMHS, as set forth in the client plan. TFC service provision is guided by a Child and Family Team (CFT). The TFC Resource Parent works under the supervision of the TFC agency and under the direction of a Licensed Mental Health Professional (LPHA) or a Waivered or Registered Mental Health Professional (WRMP) employed by the TFC agency. To ensure continuity of care the TFC agency can continue to serve the youth when they are stepped down from a TFC placement and even if the youth transitions out of foster care.

### *4. Short Term Residential Therapeutic Programs (STRTP)*

STRTP's offer the highest level of care for at-risk youth in the foster and juvenile justice system. STRTP's are an out of home placement. Services include 24-hour supervision and an intensive, trauma informed, treatment program. The focus of treatment is to help youth and families build skills to manage challenging behaviors, restore permanent family connections and strengthen community ties through a continuum of interventions. SMHS are guided by a Child and Family Team (CFT).

## **FSPs for non-dependent Children and Youth**

### *5. BHS Child and Youth (CYS) FSP Team*

This team provides intensive clinical treatment services for children and youth that are at risk for and/or presenting with delinquency, violence, substance use, conduct disorder, oppositional defiant disorder, disruptive behavior disorder, mood disturbances, anxiety symptoms, or trauma. Intensive Care Coordination (ICC) will include the practice of teaming with the child/youth, family, mental health worker, and other formal and natural supports through the use of CANSA informed Child and Family Teams (CFT). All services will be driven by the CFT and may include therapy, Intensive Home Based Services (IHBS) and Intensive Care Coordination (ICC). Therapy, in conjunction with intensive care

coordination (ICC) and intensive home based services (IHBS), will be provided by a mental health clinician and paraprofessionals. Length of stay is 6-12 months. Services will be based on Wraparound principles and will utilize a Child and Family Team Meeting to monitor progress and engage with and support the family.

**Documentation of Achievement in performance outcomes:**

The number of youth served by BHS in an FSP program have increased by 200% since Fiscal Year 2018/2019. We are showing a steady increase in the number of youth being served in FSP's from 19% in March of 2021 to 21% in February of 2022. We provide Intensive Home Based Services (IHBS) in our FSP programs and we have seen a 231% increase in the number of youth who have received IHBS from Fiscal Year 2018/2019 to the current year. The number of foster youth served in FSP's has also increased. There has been a 67% increase since Fiscal Year 2018/2019 to the current year. This data demonstrates that SJC BHS is providing intensive services to youth who need it.

**Challenges or barriers:**

One challenge experienced in the CYS FSP is high staff turnover rates including the manager of the program. One of the CYS FSP programs had three different managers in a span of one year. The Board of Supervisors recently approved a raise for employees that will help with retention. Exit Interviews have been implemented to help the department head find ways to encourage staff retention. In addition, the team has experienced staff shortages due to medical and educational leaves. Cross training staff in other programs has been implemented so program coverage can be in place when leaves of absences are needed. Another challenge is staff misunderstanding of the FSP program which results in inappropriate referrals. A project improvement plan (PIP) has begun that focuses on the CYS FSP. This PIP is in progress now.

## Clients Served within the Children and Youth FSP Program

### Client Demographics

Children and Youth FSP Program 2021-2022 N=896		
	Number	Percent
<b>Total by Age Group Served</b>		
▪ Children and Youth	597	67%
▪ Transitional Age Youth	299	33%
<b>Gender Identity</b>		
▪ Female	498	56%
▪ Male	391	44%
<b>Race/Ethnicity</b>		
▪ African American	164	18%
▪ Asian / Pacific Islander	16	1%
▪ Hispanic/Latino	165	18%
▪ Native American	7	0 %
▪ White/Caucasian	264	29%
▪ Other / Not-Identified	280	31%
<b>Linguistic Group</b>		
▪ English	837	93%
▪ Spanish	18	2%
▪ Asian/Pacific Islander	4	.5%
▪ Arabic or Farsi	0	0%
▪ Other non-English	37	4%

### Cost per Client

Number Served	Total Expenditures
896	\$6,700,213
Average Annual Cost	Average Monthly Cost
\$6,436	\$536

### Client Projections

Clients Served/Projected				Age Group
2021-22	2022-23	2023-24	2024-25	
792	900	1100	1200	Combined
519	600	700	750	Children & Youth
273	300	400	450	TAY

## *CSS Project 2: Transitional Age Youth (TAY) FSP*

---

### **Project Description**

The TAY FSP provides intensive and comprehensive mental health services to unserved and underserved transitional age youth 18-25 with a diagnosed mental illness who are having difficulty stabilizing in and managing their own treatment and recovery.

Services are designed to meet the needs of adolescents and young adults, with an emphasis on recovery and wellness through an array of community services to assist TAY consumers in developing the skills and protective factors to support self-sufficiency. TAY FSP services include age-specific groups and support services and features a clinical team experienced in helping adolescents and young adults learn how to manage their recovery and transition to adulthood.

### **Target Population 1: Exiting or Former Foster Care Youth**

- *(SED/SMI) Adolescents 18-21*, who are exiting foster care system or were at one time in the foster care system. In addition to the full spectrum of mental health and support services provided within an FSP, services are designed to teach chronic illness management skills and to find and engage caring adults and/or peers to support treatment and recovery process.

### **Target Population 2: Transitional Age Youth**

*Young adults 18-25*, with serious mental illness and/or co-occurring substance use disorders. Services include a high-focus on doing “whatever-it takes” to stabilize and engage individuals into treatment services, including addressing the young adult’s readiness for recovery services, extended engagement, housing supports, substance use disorder treatment services, and benefit counseling prior to the formal “enrollment” into mental health treatment services.

### **Documentation of Achievement in performance outcomes:**

The number of youth served by BHS in a FSP program have increased by 200% since Fiscal Year 2018/2019. We are showing a steady increase in the number of youth being served in FSP’s from 19% in March of 2021 to 21% in February of 2022. We provide Intensive Home Based Services (IHBS) in our FSP programs and we have seen a 231% increase in the number of youth who have received IHBS from Fiscal Year 2018/2019 to the current year.

The TAY FSP program in the Adult System of Care currently serves 52 consumers. The team also served 20 TAY FSP clients under 21 during this time. We also assessed 1 presumptive transfer and 2 Pathways to Well Being consumers. TAY FSP filled their vacant MHSIII position. This MHSIII engages TAY clients after their release from a psychiatric hospital through Post PHF Clinic to link to TAY FSP and TBS services. Linking clients at Post Hospitalization will assist in lowering rehospitalizations and increase clients

following up with outpatient services. The TAY MHSIII is also coordinating services for all clients under 21 to ensure youth are linked to appropriate services.

**Challenges or barriers:**

One challenge experienced is high staff turnover rates. This is further complicated by the acuity level of the population served and the training required to become proficient in providing high level intensive services in the community. Another challenge is youth who might qualify for this program span two different BHS departments: Adults and Children's.

The TAY FSP Team continued to experience staff shortages due to vacant positions. Cross training staff from other adult programs was implemented to assist with program coverage. Appropriate housing to meet the needs for the TAY consumers has been a challenge due to limited housing resources and the lack of financial resources for this population. TAY FSP Team continues to utilize CHOICE funding and Progressive Housing until more stable placement can be secured.

**Project Components:**

There are two FSP teams working with Transitional Age Youth.

## Clients Served within the Transitional Age Youth (TAY) FSP Program

### Client Demographics

Transitional Age Youth FSP Program 2021-2022 N=68		
	Number	Percent
<b>Total by Age Group Served</b>		
▪ Adult	18	26%
▪ Transitional Age Youth	50	74%
<b>Gender Identity</b>		
▪ Female	31	46%
▪ Male	37	54%
<b>Race/Ethnicity</b>		
▪ African American	19	28%
▪ Asian / Pacific Islander	4	6%
▪ Hispanic/Latino	26	38%
▪ Other	5	7%
▪ White/Caucasian	14	21%
<b>Linguistic Group</b>		
▪ English	57	84%
▪ Spanish	6	9%
▪ Other, Asian		%
▪ Arabic or Farsi	0	0%
▪ Other non-English	5	7%

### Cost per Client

Number Served	Total Expenditures
68	\$555,989
Average Annual Cost	Average Monthly Cost
\$8,176	\$681

### Client Projections

Clients Served/Projected				Age Group
2021-22	2022-23	2023-24	2024-25	
68	68	68	68	Combined
18	18	18	18	Adult
50	50	50	50	TAY

## *CSS Project 3: TAY Intensive Care Coordination and Intensive Home-Based Services FSP*

---

### **Project Description**

Per Information Notice 16-004, Behavioral Health Services is obligated to provide Intensive Care Coordination (ICC) and Intensive Home-Based Services (IHBS) through the Early & Periodic Screening, Diagnosis, & Treatment (EPSDT) benefit to all youth under the age of 21 who are eligible for the full scope of Medi-Cal services and who meet medical necessity criteria for these services.

Intensive Care Coordination (ICC), Child Family Team Facilitation (CFT), and Intensive Home-Based Interventions Services (IHBS) will be provided to San Joaquin County Medi-Cal Beneficiaries ages 16 through 20 who meet criteria for services. The services will be culturally competent and will be delivered in compliance with the Core Practice Model Guideline issued by the Department of Health Care Services (DHCS). The overarching objective is to provide intensive mental health services and skill-based interventions in order to develop or enhance functional skills to improve self-care and self-regulation by intervening to decrease or replace non-functional behavior that interferes with daily living tasks. A multi-disciplinary team serves to work intensively with individuals with severe mental health issues to assist them with remaining in their community while reducing the need for residential or inpatient placements. All treatment, care and support services are provided in a context that is youth centered, family-focused, strength based, culturally competent and responsive to each youth's psychosocial, developmental, and treatment care needs. Services will be based on Wraparound principles and will utilize a Child and Family Team Meeting to monitor progress and engage with and support the family.

### **Target Population**

This program provides a full spectrum of services and supports for transition aged youth ages 16 through 20 that demonstrate more intensive needs who meet established eligibility criteria.

### **Project Components**

1. **Child and Family Team (CFT) Meetings:** The CFT is responsible for the identification and inventory of family strengths, for conducting a comprehensive culturally relevant life domain needs analysis, and for monitoring and accountability. All services will be strength based, individualized, and will include services youth feel they need from both behavioral health and their community in order to be successful. The CFT's role is to include natural supports in defining and reaching identified goals for the youth. All services will be driven by the CFT and may include, therapy, Intensive Home-Based Services (IHBS) and Intensive Care Coordination (ICC).
2. **Intensive Care Coordination (ICC):** Intensive Care Coordination is a targeted case management service that facilitates assessment of care planning for, and coordination of, services- including urgent services. It includes the practice of teaming with the child/youth, family, mental health worker, and other formal and natural supports through the use of CANSA informed Child and

Family Teams (CFT). An ICC coordinator must be designated and will serve as the single point of accountability to:

- a. Ensure that medically necessary services are accessed, coordinated and delivered in a strength-based, individualized, youth driven, and culturally and linguistically relevant manner and that services and supports are guided by the needs of the youth;
  - b. Facilitate a collaborative relationship among the youth, his/her natural supports and involved child-serving systems;
  - c. Identify the youth's strengths and needs and assist the natural supports in understanding/meeting strengths and needs identified;
  - d. Help establish the Child and Family Team (CFT) made up of formal and natural supports to provide ongoing support;
  - e. Organize and match care across providers and child-serving systems to allow the youth to be served in his/her home and or community
3. **Intensive Home-Based Mental Health Services (IHBS):** Intensive Home-Based Services are clinical services provided in the youth's home and/or community. Services are provided to youth who have returned or are returning home from out-of-home care or psychiatric hospitalization and require intensive community-based services, are at imminent risk of placement due to mental health issues, emotional disturbance, or substance abuse, or have involvement with one or more child -serving systems. Services are individualized, strength-based interventions designed to ameliorate mental health conditions that interfere with a youth's functioning and are aimed at helping the youth build skills necessary for successful functioning in the home and community.

**Documentation of Achievement in performance outcomes:**

Services to begin FY 2023-2024

**Challenges or barriers:**

Services to begin FY 2023-2024

## CSS Project 4: Adult FSP

---

### Project Description

Adult FSP services are available throughout the county for any adult with serious mental illness who meets the criteria for FSP enrollment, with priority enrollment given to individuals who are currently homeless, involved with the criminal justice system, frequent users of crisis or emergency services, or are at-risk of placement in an institution.

### Target Population

- *Adults 26-59, with serious and persistent mental illnesses that have not otherwise stabilized in their recovery through specialty mental health services, and who are unserved or underserved, and experiencing at least one of the following (see eligibility criteria p. 34-36):*
  - Involvement with the criminal justice system
  - Homeless or at imminent risk of homelessness
  - Frequent emergency room or crisis contacts to treat mental illness
  - At risk of institutionalization

### Project Components

There are a variety of FSP teams working with Adults who have serious mental illnesses.

#### 1. Intensive FSP Program

BHS has three intensive FSP teams to serve adults with serious mental illnesses who require additional intensive wrap-around services and supports in order to engage and stabilize clients into standard FSP programs. The Intensive FSP teams are described as CSS Projects #7, #8, and #9 in order to better define and account for the specialized services provided by these teams.

#### 2. Standard FSP Program

*Black Awareness and Community Outreach Program (BACOP)/ Multicultural FSP Team*

*Community Adult Treatment Services (CATS) FSP Teams*

- *Intensive Care Engagement*
- *Adult Recovery Treatment Services*

*La Familia FSP Team*

*Lodi FSP Team*

*Southeast Asian Recovery Services (SEARS) FSP Team*

*Tracy FSP Team*

Adult FSP programs provide a full spectrum of treatment services and supports to address the social, emotional, and basic living needs of *adults with serious mental illness* to ensure ongoing participation in treatment services and stabilization in the recovery process. Adult FSP services work with individuals ages 18 and over. Enrollment into teams is based on client needs and preferences.

Starting in FY 2023-24 BHS will begin to contract with community based organizations to provide culturally appropriate and community driven FSP services for the following Standard FSPs:

- Black Awareness and Community Outreach FSP Program
- La Familia FSP Team

**Documentation of Achievement in performance outcomes:**

The Adult FSP programs currently serve 308 clients and the Intensive FSP contracts currently serve up to 300 clients. Adult FSP teams participated in DBT, Motivational Interviewing, Multicultural Awareness and WRAP Training which provided frameworks and tools to teach clients skills that they would be able to use outside of treatment services to assist them in recognizing their triggers and symptoms as well as seek out support to decrease their decompensation.

**Challenges or barriers:**

The Adult FSP programs continued to experience staff shortages due to vacant positions. Housing and placement present challenges as more Board and Care homes have closed.

## Clients Served within the Adult FSP Program

### Client Demographics

<b>Adult FSP Program 2021-2022 N=448</b>		
	<b>Number</b>	<b>Percent</b>
<b>Total by Age Group Served</b>		
▪ Transitional Age Youth	20	4%
▪ Adults	390	87%
▪ Older Adults	38	8%
<b>Gender Identity</b>		
▪ Female	195	44%
▪ Male	253	56%
<b>Race/Ethnicity</b>		
▪ African American	102	23%
▪ Asian / Pacific Islander	61	14%
▪ Hispanic/Latino	82	18%
▪ Native American	31	7%
▪ White/Caucasian	156	35%
▪ Other / Not-Identified	16	3%
<b>Linguistic Group</b>		
▪ English	389	87%
▪ Spanish	25	6%
▪ Asian/Pacific Islander	10	2%
▪ Indo European	1	0%
▪ Other non-English	23	5%

### Cost per Client

<b>Number Served</b>	<b>Total Expenditures</b>
448	\$3,982,918
<b>Average Annual Cost</b>	<b>Average Monthly Cost</b>
\$45,365	\$3,780

### Client Projections

<b>Clients Served/Projected</b>				<b>Age Group</b>
<b>2021-22</b>	<b>2021-22</b>	<b>2022-23</b>	<b>2023-24</b>	
448	448	448	448	Combined
20	20	20	20	TAY
390	390	390	390	Adults
38	38	38	38	Older Adults

## *CSS Project 5: Older Adult FSP*

---

### **Project Description**

The Gaining Older Adult Life Skills (GOALS) FSP provides individualized and focused treatment to older adults 60 and over with serious mental illness and/or co-occurring substance use disorders. The Older Adult FSP focuses on older adults with serious and persistent mental illness who require more extensive services and supports to successfully engage in treatment services, including linkages to other needed services, such as primary health care, supportive housing, transportation assistance, nutrition care, and services to prevent isolation and depression. The Older Adult program works collaboratively with consumers, family members, housing providers, and other service providers to ensure that consumers can live safely and independently within their community.

### **Target Population**

- *Older Adults 60 and over*, with serious mental illness and one or more of the following:
  - Homeless or at imminent risk of homelessness
  - Recent arrest, incarceration, or risk of incarceration
  - At risk of being placed in or transitioning from a hospital or institution
  - Imminent risk of placement in a skilled nursing facility (SNF) or nursing home or transitioning from a SNF or nursing home
  - At-risk for suicidality, self-harm, or self-neglect
  - At-risk of elder abuse, neglect, or isolation

### **Project Components**

- There is one FSP team working with Older Adults who have serious mental illnesses.

### **Documentation of Achievement in performance outcomes:**

The Older Adult FSP program currently serves 56 clients providing services such as medication services, case management, individual rehabilitation and individual therapy. The Older Adult Clinic has worked to re-establish group services to assist clients with socialization, coping skills and symptom management. BHS provided trainings for staff including topics such as mindfulness training, understanding homelessness in our community, working with a diverse population, cultural trainings and preventing burn out training and/or self-care training.

### **Challenges or barriers:**

Placement for the Older Adult population continues to be a challenge especially for those clients who are medically compromised. There is a lack of facilities able to provide placement for clients with extended medical needs or those who are physically fragile.

## Clients Served within the Older Adult FSP Program

### Client Demographics

Older Adult FSP Program 2021-2022 N=65		
	Number	Percent
<b>Total by Age Group Served</b>		
▪ Older Adults	65	100%
<b>Gender Identity</b>		
▪ Female	41	63%
▪ Male	24	37%
<b>Race/Ethnicity</b>		
▪ African American	21	32%
▪ Asian / Pacific Islander	3	4%
▪ Hispanic/Latino	7	11%
▪ Native American	2	3%
▪ White/Caucasian	31	48%
▪ Other / Not-Identified	1	2%
<b>Linguistic Group</b>		
▪ English	51	78%
▪ Spanish	8	12%
▪ Arabic or Farsi	0	0%
▪ Other non-English	6	12%

### Cost per Client

Number Served	Total Expenditures
65	\$562,313
Average Annual Cost	Average Monthly Cost
\$8,650	\$721

### Client Projections

Clients Served/Projected				Age Group
2021-22	2022-23	2023-24	2024-25	
65	65	65	65	Older Adults

## *CSS Project 6: Community Corrections Forensic FSP*

---

### **Project Description**

BHS's Justice and Decriminalization Unit works in partnership with San Joaquin County Jail, Correctional Health Services, the Collaborative Court System, the Probation Department, and other justice agencies, to provide a full spectrum of mental health services to consumers who are engaged by the criminal justice system. Unit staff work in collaboration with the justice system to reduce the criminalization of the mentally ill. Services include assessment, identification, outreach, support, linkage, and interagency collaboration in the courtroom and to supervising Probation Officers to help ensure a successful reentry and transition into the community for justice-involved individuals. Program activities align with the objectives of the Stepping Up Initiative, a national program for reducing incarcerations for people with serious mental illnesses. FSP programming is available for clients that meet the State's eligibility criteria and are among the following target populations.

#### **Target Population 1: Re-entry Population**

- *Justice-involved Adults 18 and over, with serious and persistent mental illnesses who are being treated by Correctional Health Services within the San Joaquin County Jail and are within 30 days of release into the community.*

#### **Target Population 2: Forensic or Court Diversion Population**

- *Justice-involved Adults 18 and over, with a diagnosed mental illness or co-occurring substance use disorder, who are participating in problem-solving, collaborative courts in San Joaquin County or other formal diversion program.*

### **Project Components**

There are several FSP teams working with justice-involved adults who have serious mental illnesses.

#### **1. Intensive FSP**

BHS contracts with two community partners to provide intensive FSP programming using an Assertive Community Treatment program model to engage justice-involved clients with a historic reluctance to engage in treatment services. The Intensive FSP program for justice-involved individuals with serious mental illnesses is described as CSS Project#9 in order to better define and account for the specialized services provided by these teams.

#### **2. Standard FSP**

*Forensic FSP Team*

*Contracted FSP Services for Misdemeanor ISD Diversion*

### **Documentation of Achievement in performance outcomes: for CSS and INN programs/services:**

Last year the Forensics FSP Teams served 223 of clients and we expect this number to increase significantly in 2024-2025 and are estimating to serve 338 clients.

### **Challenges or barriers:**

The Community Corrections Forensics FSP is currently in the process of implementing CalAIM requirements which includes reducing barriers to services, increasing access, and improving collaboration with our justice partners for clients who are justice involved or at risk of justice involvement in an effort to improve client engagement and outcomes.

Historically, data collection for our FSP has been challenging due to the multisystem involvement of our justice involved clients. With CalAIM implementation, we will be working to improve our data outcomes and the sharing of data with our justice partners to better measure if anyone is better off because of the services they receive.

Communication and collaboration between our various justice partners has been difficult in the past, due to challenges with data collection and sharing. One of the focuses of CalAIM is to improve our data sharing and communication between justice providers. Efforts are currently being made to improve communication and collaboration with our judicial partners, including probation and parole, to better collaborate and coordinate care, and the sharing of data, by obtaining consents to release information sooner in the client engagement process.

One of the other barriers and challenges that we have experienced is Clients not having active Medi-Cal when arriving from jail. With CalAIM, clients are being identified and assisted with reinstatement of Medi-Cal prior to release from the correctional setting which will greatly reduce and possibly eliminate this barrier. CalAIM is also creating an opportunity for Forensic Staff to in-reach into our correctional settings to assess, collaborate, and connect individuals to needed services up to 90 days prior to release. We expect this to greatly improve collaboration and improve successful connections to services for clients as they exist in the correctional setting. With this, we expect to see improved outcomes and an increase in the numbers of clients referred to behavioral health for services for our correctional settings.

Another barrier that continues to present itself is the level of intensity of clients experiencing MH symptoms; the severity of symptoms continues to be a barrier to the warm handoff to the intensive contracts.

## Clients Served within the Community Corrections FSP Program

### Client Demographics

Community Corrections FSP Program 2021-2022 N=223		
	Number	Percent
<b>Total by Age Group Served</b>		
▪ Transitional Age Youth	19	9%
▪ Adults	191	86%
▪ Older Adults	13	6%
<b>Gender Identity</b>		
▪ Female	63	28%
▪ Male	159	71%
<b>Race/Ethnicity</b>		
▪ African American	48	22%
▪ Asian / Pacific Islander	10	4%
▪ Hispanic/Latino	66	30%
▪ Native American	9	4%
▪ White/Caucasian	75	34%
▪ Other / Not-Identified	15	7%
<b>Linguistic Group</b>		
▪ English	189	85%
▪ Spanish	6	12%
▪ Other non-English	28	13%

### Cost per Client

Number Served	Total Expenditures
223	\$658,235
Average Annual Cost	Average Monthly Cost
\$2,952	\$246

### Client Projections

Clients Served/Projected				Age Group
2021-22	2022-23	2023-24	2024-25	
223	256	294	338	Combined
19	26	31	37	TAY
191	219	251	288	Adults
3	10	12	16	Older Adults

## CSS Project 7: InSPIRE FSP

---

### Project Description

The Innovative Support Program in Recovery and Engagement (InSPIRE) program serves individuals between the ages of 18-59 who are hesitant or resistant to engaging in mental health treatment. InSPIRE strives to find additional pathways to mental health services for hesitant or reluctant clients to improve individual well-being and create a safer community. A key element of InSPIRE is *Enthusiastic Engagement*.

*Enthusiastic Engagement* can be defined by daily contacts to build rapport and provide a framework for voluntary mental health treatment. The goal is to engage clients, improve client stability, self-sufficiency, maintain engagement in outpatient treatment services, support placement in safe and stable housing environments, and provide individualized safety plans for clients and their family as needed.

### Target Population

- *Adults*, between the ages of 18-59 (some exceptions) who have a serious mental illness and are substantially deteriorating, gravely disabled, or unable to care for themselves. InSPIRE clients may pose a serious risk to themselves or others, have a history of reluctance to engage in traditional mental health treatment, may have a history of multiple living situations, may have co-occurring disorders, or may have a history with law enforcement.

### Project Components

- There is one InSPIRE FSP team.- This team provides *Intensive FSP* services for adults.

### Documentation of Achievement in performance outcomes:

Inspire has served 37 consumers since 7/1/22 thru current (2/17/23). 11 have since closed. Of the 11, two were linked to higher levels of care and five were successfully discharged to lower levels of care. Inspire team continues to use enthusiastic engagement and “whatever it takes” models to help stabilize some of our most severe consumers.

### Challenges or barriers:

Assisting InSpire clients with obtaining SSI benefits with a rep payeeship is still challenging as the process requires follow up that is difficult for intensive clients especially those who are homeless and without access to their own phone. Appointments can be difficult to track and attend for those who are symptomatic and without resources.

## Clients Served within the InSPIRE FSP Program

### Client Demographics

InSPIRE FSP Program 2021-2022 N=24		
	Number	Percent
<b>Total by Age Group Served</b>		
▪ Adults	23	96%
▪ Older Adults	1	4%
<b>Gender Identity</b>		
▪ Female	11	46%
▪ Male	13	54%
<b>Race/Ethnicity</b>		
▪ African American	5	21%
▪ Asian / Pacific Islander	2	8%
▪ Hispanic/Latino	5	21%
▪ Native American	3	12%
▪ White/Caucasian	8	33%
▪ Other / Not-Identified	0	0%
<b>Linguistic Group</b>		
▪ English	24	100%
▪ Spanish	0	0%
▪ Other, Asian	0	0%
▪ Arabic or Farsi	0	0%
▪ Other non-English	0	0%

### Cost per Client

Number Served	Total Expenditures
24	\$457,811
Average Annual Cost	Average Monthly Cost
\$19,075	\$1,590

### Client Projections

Clients Served/Projected				Age Group
2020-21	2021-22	2022-23	2023-24	
24	24	30	35	Combined
23	23	29	34	Adult
1	1	1	1	Older Adults

## *CSS Project 8: Intensive Adult FSP*

---

This Intensive Adult FSP will work with adult consumers, aged 18 and older, with serious and persistent mental illnesses or co-occurring substance use disorders that are at risk for institutionalization. Intensive Adult FSP Program services will use an Assertive Community Treatment (ACT) Model to provide team based services that produce positive outcomes and reduce the need for hospitalizations or institutionalization.

ACT is an evidence based program designed to support community living for individuals with the most severe functional impairments associated with serious mental illnesses. The ACT model utilizes a multi-disciplinary team, which is available around the clock, to deliver a wide range of services in a person's home or community setting. Additional information regarding Assertive Community Treatment can be found through:

- Substance Abuse and Mental Health Services Administration (SAMHSA)
  - <https://store.samhsa.gov/product/Assertive-Community-Treatment-ACT-Evidence-Based-Practices-EBP-KIT/SMA08-4345>
  - <https://store.samhsa.gov/shin/content/SMA08-4345/EvaluatingYourProgram-ACT.pdf>
  - <https://www.centerforebp.case.edu/client-files/pdf/act-dacts.pdf> (Fidelity Criteria)

### **Target population**

- *Adults*, between the ages of 18-59 (some exceptions) who have a serious mental illness and are substantially deteriorating, gravely disabled, or unable to care for themselves. The target population for the program is consumers who are at risk of acute or long term locked facility placement and/or have had multiple failed transitions from locked facilities to lower level of care. Intensive Adult FSP clients may pose a serious risk to themselves or others, may have co-occurring disorders, and/ or may have other chronic health concerns.

### **Project Components**

- There will be two Intensive Adult FSP teams.
- Teams provide *Intensive FSP* services for adults.

### **Documentation of Achievement in performance outcomes:**

Twenty one consumers received housing supports in the first quarter, and an additional 15 located Board and Care housing. Telecare is working with private landlords to place our members in room and boards, in which they have been providing support in a normalizing home environment where the members share in household chores and often cook meals together. One member was quoted to say "This is the nicest place that I have ever lived in my life."

Esperanza saw a Quarter 1 decrease in incarcerations with a 96.2% reduction, and an 87.5% reduction in the incidence of incarceration across the program.

**Challenges or barriers:**

The program's reported two biggest challenges, as they have been for some time, continue to be the proliferation of fentanyl that has increased the likelihood of fatal overdoses and has taken the life of one of Telecare's members, and the amount of available permanent housing.

## Clients Served within the Intensive Adult FSP Program

### Client Demographics

Intensive Adult FSP Program 2021-2022 N=112		
	Number	Percent
<b>Total by Age Group Served</b>		
▪ Adults	94	84%
▪ Older Adults	13	12%
▪ Transitional Aged Youth	5	4%
<b>Gender Identity</b>		
▪ Female	33	29%
▪ Male	79	71%
<b>Race/Ethnicity</b>		
▪ African American	29	26%
▪ Asian / Pacific Islander	8	7%
▪ Hispanic/Latino	15	13%
▪ Native American	6	5%
▪ White/Caucasian	53	47%
▪ Other / Not-Identified	1	1%
<b>Linguistic Group</b>		
▪ English	109	97%
▪ Spanish	0	0%
▪ Other, Asian	1	1%
▪ Arabic or Farsi	0	0%
▪ Other non-English	2	2%

### Cost per Client

Number Served	Total Expenditures
117	\$1,770,362
Average Annual Cost	Average Monthly Cost
\$15,807	\$1,317

### Client Projections

Clients Served/Projected				Age Group
2021-22	2022-23	2023-24	2024-25	
112	125	150	160	Combined
94	105	130	140	Adult
13	15	15	15	Older Adults
5	5	5	5	TAY

## *CSS Project 9: Intensive Justice Response FSP*

---

This Intensive Justice Response FSP will work with adult consumers, aged 18 and older, with serious and persistent mental illnesses that have co-occurring substance use disorders. Intensive Justice Response FSP Program services will use an Assertive Community Treatment (ACT) Model to provide team based services that produce positive outcomes and reduce re-offending.

This program will provide a range of mental health treatment services within the ACT model, including case management and cognitive behavioral interventions to address criminogenic thinking with an emphasis on antisocial behaviors, antisocial personality, antisocial cognition, and antisocial associations; and lifting up protective factors associated with family, meaningful activities, or social connections. Other anticipated program services include substance use disorder treatment services; housing support services; and re-entry coaching and support.

Additional information regarding Assertive Community Treatment can be found through:

- Substance Abuse and Mental Health Services Administration (SAMHSA)
  - <https://store.samhsa.gov/product/Assertive-Community-Treatment-ACT-Evidence-Based-Practices-EBP-KIT/SMA08-4345>
  - <https://store.samhsa.gov/shin/content/SMA08-4345/EvaluatingYourProgram-ACT.pdf>
  - <https://www.centerforebp.case.edu/client-files/pdf/act-dacts.pdf> (Fidelity Criteria)

### **Target population**

- *Adults*, between the ages of 18-59 who have a serious mental illness. The target population for this project is adults, between the ages of 18-59 who have a serious mental illness; may pose a serious risk to themselves or others; have a history of reluctance to engage in traditional mental health treatment services; and have a history of repeated contact with law enforcement with multiple involuntary holds (CA Penal Code §5150). Some participants may have more serious offense histories, including violent crimes.

### **Project Components**

- There are two Intensive Justice Response FSP teams.
- Teams provide *Intensive FSP* services for adults.

### **Documentation of Achievement in performance outcomes:**

Telecare: 46 members had zero homeless days.

Justicia: saw a decrease in incarcerations with a 85.9% reduction, and an 92.2% reduction in the incidence of incarceration across the program.

**Challenges or barriers:**

The program's reported two biggest challenges, as they have been for some time, continue to be the proliferation of fentanyl that has increased the likelihood of fatal overdoses and has taken the life of one of Telecare's members, and the amount of available permanent housing.

## Clients Served within the Intensive Justice Response FSP Program

### Client Demographics

Intensive Justice Response FSP Program 2021-2022 N=119		
	Number	Percent
<b>Total by Age Group Served</b>		
▪ Adults	107	90%
▪ Older Adults	4	3%
▪ Transitional Aged Youth	8	7%
<b>Gender Identity</b>		
▪ Female	37	31%
▪ Male	82	69%
<b>Race/Ethnicity</b>		
▪ African American	39	33%
▪ Asian / Pacific Islander	8	7%
▪ Hispanic/Latino	19	16%
▪ Native American	7	6%
▪ White/Caucasian	45	38%
▪ Other / Not-Identified	1	1%
<b>Linguistic Group</b>		
▪ English	118	99%
▪ Spanish	0	0%
▪ Other, Asian	0	0%
▪ Arabic or Farsi	0	0%
▪ Other non-English	1	1%

### Cost per Client

Number Served	Total Expenditures
119	\$1,631,518
Average Annual Cost	Average Monthly Cost
\$13,710	\$1,143

### Client Projections

Clients Served/Projected				Age Group
2021-22	2022-23	2023-24	2024-25	
119	125	130	140	Combined
107	115	120	130	Adult
4	5	5	5	Older Adults
8	5	5	5	TAY

## CSS Project 10: FSP Housing Empowerment Services

---

### Project Description

Permanent supportive housing programs offer voluntary, flexible supports to help people with psychiatric disabilities choose, get, and keep housing that is decent, safe, affordable, and integrated into the community. Housing Empowerment Services helps mental health consumers enrolled in an FSP to attain and retain permanent housing. Supportive services empower consumers to live independently within their homes and communities.

**Project Goal:** *The overall goal of the program is to increase the numbers of mental health consumers who have safe, stable and affordable permanent housing. The measurable goal of this project is to increase the capacity of participants to maintain stable housing over time.*

The project is intended to result in:

- Increases in residential stability among mental health consumers;
- Reductions in incidences of homelessness among mental health consumers;
- Increased satisfaction with housing among mental health consumers;
- Increased number of housing units available to mental health consumers;
- Reductions in hospitalizations among mental health consumers

### Target Population

The target population will be seriously mentally ill adults (ages 18 and older) enrolled in an FSP program and referred by BHS and/or their families. Participants will have symptoms of serious mental illness and be at risk of homelessness, chronic housing instability, mental health crisis, and/or hospitalization. A large portion of the target population is anticipated to have co-occurring mental health and substance abuse disorders.

Priority will be to serving individuals who are homeless, frequent users of crisis and emergency services, and/or those who have a chronic history of housing instability. In keeping with the County's MHSA Plan, the project will also provide services to unserved, underserved, and inappropriately served populations in San Joaquin County including African American, Latino, Muslim/Middle Eastern, Native American, Southeast Asian, and Lesbian, Gay, Transgender and Bi-Sexual (LGBT) populations. Participation in services provided under this project will be voluntary.

### Project Components

The Housing Empowerment Services project is based on the Evidence-Based Practice Kit on Permanent Supportive Housing issued by the federal Substance Abuse and Mental Health Services Administration (SAMHSA). (For more information, see:

<http://store.samhsa.gov/product/Permanent-Supportive-Housing-Evidence-Based-Practices-EBP-KIT/SMA10-4510>.)

The project is a partnership between BHS and the contractor(s). BHS provides all mental health services, including assessments, treatment plans and case management services. Selected contractor(s) provide:

1. Individualized Consumer Interviews: Conduct individual interviews with each consumer to determine their preferences for location of housing (specific city or neighborhood), type of housing desired (independent, shared with roommates), desired proximity to services, transportation needs, and cultural and other preferences to assist in locating suitable housing. The interview will also be used to collect information on consumers' rental history, income, and financial situation.
2. Individualized Housing Stabilization Plans: Information collected will form the foundation of Housing Stabilization Plans, which will address both housing needs and recommended voluntary support services related to maintaining permanent housing. Contractor staff will work in partnership with FSP staff to encourage consumer participation in services designed to achieve the goals of the Housing Stabilization Plan.

Housing Stabilization Plans will focus on identifying the minimal support necessary for the consumer household to achieve housing stability. Plans that indicate the need for continuing support will be reviewed at least every three months.

Periodic reviews of needs and progress toward stabilization will be completed at least every three months for households requiring extended support. Contractor staff will make monthly contact with assisted households during their enrollment with an FSP. Forms used for periodic reviews will be designed to track progress toward consumer-established goals.

3. Housing Related Support Services: Designed to increase consumer's ability to choose, get and keep housing:
  - a. Help consumers search for suitable scattered site housing, complete housing applications and meet with landlords to discuss possible concerns.
  - b. Assist consumers in increasing independent living skills focusing on housing stability, such as paying rent on time, managing money, locating community amenities, buying furnishings and household goods, and maintaining the cleanliness of the apartment.
  - c. Provide at least four informational presentations to consumers and family members on issues related to fair housing laws, tenant rights and responsibilities, landlord/tenant conflict resolution, and resolving problems with neighbors.
  - d. Provide assistance for consumers in moving their furniture and belongings into their new homes.

4. Financial Assistance for Consumers: Provide financial assistance with rental deposits, initial months' rent, critical utility payments, essential furnishings, and property damage coverage in order to sustain and/or maintain stable housing in urgent situations. Contractor will submit payments for rental deposits, initial months' rent, and property damage coverage directly to landlords; subsequent assistance, as warranted and approved through the assessment process and continued re-evaluation of consumer needs, will also be made directly to landlords. Other payments will be made directly to vendors on behalf of enrolled consumers.
5. Housing Standards: Housing for each consumer will be decent, affordable and safe. Contractor will conduct property inspections prior to providing housing assistance. Determination of Housing Quality Standards will be based on standardized forms used by the federal Department of Housing and Urban Development (HUD). All housing options will also meet federal and local codes for safety and habitability. Resources will not be used to provide housing assistance in facilities that do not meet local codes or that compromise consumer health and/or safety. In keeping with identified best practices, all leases signed by consumers will be required to be standard, written rental agreements, and consumers and landlords would retain all normal rights of lease extension/termination; assistance will not be provided without a valid rental agreement in place.

**Documentation of Achievement in performance outcomes:**

The CHOICE program served 232 unduplicated consumers in FY 20/21 and 273 unduplicated consumers in FY 21/22, an increase of 17.67%. The increase was due to the addition of serving the intensive FSP population beginning FY 19/20. The CHOICE program had projected serving 248 consumers during FY 21/22, a projected increase of 6.89% from FY 20/21. The program exceeded the projection by 10.08%.

**Challenges or barriers:**

The CHOICE program has expressed concerns regarding factors outside the control of CHOICE staff which could delay or prevent the completion of referral assessments within three business days. These concerns include difficulty in scheduling an assessment when scheduling conflicts between the referring clinician and consumer occur, transportation issues for consumers, and difficulty in receiving all client information necessary to engage in an assessment. BHS will work with CVLIHC to explore solutions to the issues presented.

<b>Housing Empowerment Services FSP</b> <b>2021-2022</b> <b>N=273</b>		
	<b>Number</b>	<b>Percent</b>
<b>Total by Age Group Served</b>		
▪ Adults	228	83.5%
▪ Older Adults	14	5%
▪ Transitional Aged Youth	18	6.5%
<b>Gender Identity</b>		
▪ Female	108	39.5%
▪ Male	165	60.5%
<b>Race/Ethnicity</b>		
▪ African American	87	32%
▪ Asian / Pacific Islander	16	6%
▪ Hispanic/Latino	66	24%
▪ Native American	3	1%
▪ White/Caucasian	91	33.5%
▪ Other / Not-Identified	10	3.5%
<b>Linguistic Group</b>		
▪ English	Not reported	
▪ Spanish		
▪ Other, Asian		
▪ Arabic or Farsi		
▪ Other non-English		

**Cost per Client**

<b>Number Served</b>	<b>Total Expenditures</b>
<b>273</b>	\$932,889
<b>Average Annual Cost</b>	<b>Average Monthly Cost</b>
\$ 3,417	<b>\$285</b>

## *CSS Project 11: High-Risk Transition Team FSP*

---

### **Project Description**

This project provides services to individuals being discharged from inpatient hospitals, crisis residential placements, or other acute care facilities (including out-of-county placements) as they transition back to the community with a goal of avoiding re-emergence of symptoms and readmission to a psychiatric hospital. The target population for this program is individuals with serious mental illness who are: (1) disconnected from the mental health system of care and have minimal knowledge of how to access resources, and/or (2) are considered at high risk of symptom re-emergence or readmission due to their level of engagement or understanding of the mental health system of care.

### **Target Population**

Individuals enrolled in FSP programs or eligible for enrollment in FSP programs due to symptom severity. Most participants will have one or more failed transitions from a higher level of care into the community.

### **Program Components**

BHS will contract with an organizational provider to conduct outreach with referred program participants, assess client needs, and conduct intensive case management and provide 24/7 wraparound supports as needed to prevent the reemergence of symptoms or readmission to a psychiatric facility. Services will be offered for a minimum of 90 days depending on the assessed client needs. Services should be provided through an Assertive Community Treatment (ACT) team approach – by a range of professionals with differing life skills and professional competencies to meet client needs.

- Outreach: Meet with clients while they are still in an inpatient hospital, crisis placement, or other acute care facility. Visit on a daily basis prior to discharge to establish rapport, complete a client assessment, and develop a case plan.
- Assessment: Develop an assessment of client needs and strengths. Include both long term and short-term mental health needs. Include assessment of alcohol and other drugs.
- Discharge Planning: Work with BHS staff to develop suitable housing placement upon discharge. For some clients this may include developing a plan to reunify them with their families.
- Continuing Care Planning: Work with client and or family members to develop a plan for continued engagement in treatment. This may include obtaining assistance with needed medications or arranging transportation to appointments.
- Client Engagement: Provide frequent, low demand contacts with clients where they live or are most comfortable.
- Intensive Case Management: Assist clients in accessing primary and behavioral health care services, peer-based services, financial, educational, prevocational, rehabilitative or other community based services and supports needed by clients to meet their personal goals.

- Provide 24/7 “on-call” services for clients in crisis.

**Documentation of Achievement in performance outcomes:**

High Risk Transition Team's greatest achievement during the 21/22 fiscal year was establishing intervention services prior to consumers release from hospitals and locked facilities. The ability to connect with consumers early has led to many success stories resulting in enriched the lives for program participants. Some achievements include family reunification, medication stabilization, housing stability, as well as fulfilled court obligations. Telecare reported that only five members had any inpatient hospital stay days in Q1.

**Challenges or barriers:**

The program's reported two biggest challenges, as they have been for some time, continue to be the proliferation of fentanyl that has increased the likelihood of fatal overdoses and has taken the life of one of Telecare's members, and the amount of available permanent housing.

## Client Demographics

High Risk Transition FSP 2021-2022 N=93		
	Number	Percent
<b>Total by Age Group Served</b>		
▪ Adults	76	82%
▪ Older Adults	5	5%
▪ Transitional Aged Youth	12	13%
<b>Gender Identity</b>		
▪ Female	40	43%
▪ Male	53	57%
<b>Race/Ethnicity</b>		
▪ African American	31	33%
▪ Asian / Pacific Islander	8	9%
▪ Hispanic/Latino	20	22%
▪ Native American	1	1%
▪ White/Caucasian	26	28%
▪ Other / Not-Identified	5	5%
<b>Linguistic Group</b>		
▪ English	88	95%
▪ Spanish	2	2%
▪ Other, Asian	1	1%
▪ Arabic or Farsi	0	0%
▪ Other non-English	2	2%

## Cost per Client

Number Served	Total Expenditures
93	\$561,139
Average Annual Cost	Average Monthly Cost
\$6,034	\$503

## Client Projections

Clients Served/Projected				
2021-22	2022-23	2023-24	2024-25	Age Group
93	100	110	120	Combined
76	80	88	96	Adult
5	7	8	9	Older Adults
12	13	14	15	TAY

## *CSS Project 12: FSP Adult Residential Treatment Services*

---

### **Project Description**

The Adult Residential Treatment Services (ARTS) program will provide short-term transitional housing to FSP consumers to facilitate a safe and timely placement or transition from a higher-level care facility to a community home-like setting and to prevent individuals from decompensating and escalating into the criminal justice system. This program allows for a longer stay of up to six months to allow for stabilization that will improve the participants' chance of success when they leave the program

### **Target Population**

ARTS will serve adult consumers ages 18 and over who are San Joaquin County residents with a serious and persistent mental illness. A special focus is on those with a co-occurring SUD. Participants will be engaged in a San Joaquin County mental health diversion program, have a history of frequent arrests or law enforcement contacts, and be at risk for escalation in the criminal justice system.

### **Program Requirements**

BHS will partner with one or more Adult Residential Treatment Service providers to provide housing and supportive services to adults, ages 18 and older with serious and persistent mental illnesses and/or co-occurring SUD.

The purpose of the program is to facilitate a safe and timely placement or transition from a higher level care facility (for example a crisis residential facility, psychiatric health facility, or an Institution for Mental Diseases) to a community home-like setting. ARTS services may also be used to stabilize an individual to prevent placement in a higher level of care.

The Adult Residential Treatment Services must meet all license and certification requirements established by the Department of Social Services, Community Care Licensing.

Per state licensing requirements, services will include:

- Provision and oversight of personal and supportive services
- Assist with self-administration of medication
- Provide three meals per day plus snacks
- Housekeeping and laundry
- Transportation or arrangement of transportation
- Activities
- Skilled nursing services as needed

### **Program Components**

ARTS shall provide the appropriate level of therapeutic support, staffing and programming for program participants to avoid transitioning to a higher level of care. It is anticipated that residents will move toward a more independent living setting within six months from the date of their admission.

Crisis intervention, treatment plans, and collateral services shall be provided for program participants as follows:

A. Crisis Interventions

- Contractor shall provide prompt access to clinical staff who can evaluate clients in a state of crisis
- Contractor will provide staff to deliver targeted interventions to enable the client to cope with a crisis
- Contractor will be able to provide transportation to the BHS Crisis Stabilization Unit when safe and appropriate or refer situations to BHS mobile crisis resources if necessary.

B. Treatment

- Provide individualized risk-focused assessments and on-going evaluations
- Develop Wellness Recovery Action Plans (WRAP)
- Provide social rehabilitation
- Provide daily living and social development skills
- Provide or arrange for on-site medication support

C. Collateral

- Facilitate collateral visits with BHS and participant families when clinically appropriate and feasible
- Provide transportation to client psychiatric, medical, and court appointments
- Incorporate discharge planning into case management

Clients Served/Projected			
2021-22	2022-23	2023-24	2024-25
Program to begin 2023-24		32	64

## *CSS Project 13: Home To Stay FSP Services*

---

### **Community need and project description:**

Research demonstrates that Social Determinants of Health (SDOH) influence health equity and outcomes. Some of the risk factors for developing more complex needs and issues within the population who experience both homelessness and SMI/SUD are lack of support, lack of care coordination, lack of trust of the system of care, the need for rapport and a need for building professional and social supports as well as a need for fostering and improving protective factors. These all play a huge role in positive treatment outcomes and measures. Meeting those in need where they reside in our community such as, on the street, in shelters, in encampments and offering them care coordination on all levels such as: basic needs, linkage, engagement, food, clothing, housing support, MH and SUD treatment as well as connecting to PCP treatment is not only a need but also a gap within our community and system of care where SMI/SUD affects at least 30% of those experiencing homelessness and complex issues. This FSP program will Provide intensive small caseloads of clients who have not otherwise been served in our system of care, with care coordination along with case management, screening, linkage, treatment, transportation and professional support to ensure basic needs are addressed as they navigate all the systems in their lives to ensure they have the tools needed to remain in treatment and improve overall health outcomes and treatment alliance.

**Target population:** Adults (18-59) and Older Adults (60+) who are experiencing homelessness, at risk of homelessness who are also suspected to have an SMI/SUD who may also have multiple complex issues and struggle within the areas of their lives related to the SDOH who have not been treated in the BHS system of care, those who are underserved or inappropriately served.

- Whole Person Care (PEI Project 9) – Clients referred from the Whole Person Care Project will be prioritized to receive FSP services through the Home To Stay Project to alleviate and support untreated mental illness and/or substance use disorders and assist to stabilize high utilization of health care services. (BHS FSP Team)
- Homelessness & Transitional Housing Project– Clients that are receiving navigation and housing supports through Housing Coordination Services (CSS Project 21) will be prioritized to receive FSP services through the Home To Stay Project to alleviate and support untreated mental illness and/or substance use disorders as an effort to remain engaged in treatment and provide intensive recovery activities to support clients clinical and housing success. (Contracted FSP Team)

**Project Components:** Provide outreach, engagement, linkage, housing support and housing linkage, mental health and substance abuse linkage and treatment, screening, intensive case management, transportation, follow up, support and comprehensive care coordination with a whole person care lens and spirit of meeting clients where they are and building on their inherent resilience to increase protective factors and improve treatment adherence over the long term. The project will provide this support within the community, for those who have not yet been treated and are unserved/underserved

within our system of care who are leaving institutions, hospitals, jails, are living in encampments, on the street, under bridges or in shelters.

**Project Goals:** To improve linkage, engagement, and treatment outcomes for the long term of those experiencing homelessness, at risk of homelessness and who also exhibit a complex need in areas of the SDOH who have not been served by our BHS system of care.

**Project to begin 2023-24**

## General System Development Programs

“General System Development Service Category” means the service category of the Community Services and Supports component of the Three-Year Program and Expenditure Plans under which the County uses Mental Health Services Act funds to improve the County’s mental health service delivery system for all clients and/or to pay for specified mental health services and supports for clients, and/or when appropriate their families. *CA Code of Regulations §3200.170*

San Joaquin County provides funding for ten System Development projects, see list below. Project activities that provide mental health services and supports for clients entering, enrolled into, or transitioning out of full service partnership programs are included on a pro-rated basis to meet the requirement that the majority of CSS funds benefit and support Full Service Partnership activities. Funded projects include:

### **Outreach and Engagement**

- Mental Health Outreach and Engagement
- Mobile Crisis Support Team
- Peer Navigation

### **General System Development**

- Wellness Center
- Project Based Housing
- Employment Recovery Services
- Community Behavioral Intervention Services
- Housing Coordination Services
- Crisis Services Expansion
- Co-Occurring Disorders Program
- TAY Outpatient Care
- Forensic RESTART Outpatient Program
- System Development Expansion

## *CSS Project 14: Mental Health Outreach & Engagement*

---

**Expanded** Mental Health Engagement services reaches out to individuals with mental illnesses who are unserved by the mental health system and to individuals for whom disparities in access to treatment are prevalent. Mental Health Engagement services will conduct brief outreach activities to engage individuals with mental health illnesses and link them into specialty mental health services. Peer partners, or outreach workers, will conduct targeted outreach to consumers of unplanned services, who meet the target population criteria and for whom there is a risk that they will not return for follow-up treatment. Outreach workers will provide information on available treatment services and the benefits of recovery within the cultural context of the individual and their family or community.

The goal of the project is to retain consumers of specialty mental health services in planned, outpatient treatment services. All consumers referred to Specialty Mental Health Engagement services are required to have an evaluation for specialty mental health care services through San Joaquin County Behavioral Health Services. Evaluations and referrals may be received through any of the BHS specialty mental health outpatient clinics or 24-hour crisis services, including the mobile crisis team, inpatient psychiatric facility, and crisis residential services.

### **Target populations**

- *Unserved Individuals*, with an emphasis on individuals living in geographic areas with fewer mental health services and Hispanic and Latino neighborhoods to increase utilization of specialty mental health services amongst individuals with mental illness.
- *Inappropriately Served Consumers*, as evidenced by disproportionately high rates of participation in crisis or emergency services (compared to rates of participation in scheduled outpatient treatment services) including Native American and African American consumers.
- *Homeless Individuals*, including individuals that are living in a place not intended for human habitation, in an emergency shelter, in transitional housing, or are exiting a hospital, jail, or institution and do not have a residence in which to return and lack the resources or support networks to obtain housing.
- *Justice-involved Consumers*, including individuals released from jail or prisons with diagnosed mental illnesses.
- *Linguistically- and Culturally-Isolated Consumers*, for whom English is not their first language, and/or is not the first language of their parents, caregivers, or guardians.
- *Individuals with serious mental illnesses who are LGBTQI, Veterans, have developmental disabilities, or other experiences which may isolate them from the existing system of care*, including any individual who is not well-engaged by the outpatient specialty mental health clinics, and not otherwise eligible for FSP program services (i.e. lower acuity or need).

## **Mental Health System Outreach and Engagement**

- *Provide Case Management, Engagement and Support Services* for individuals with co-occurring SMI and developmental disabilities, older adults and veterans living alone under isolated conditions who are suffering from untreated mental illnesses, including depression, grief, loneliness, post-traumatic stress disorder, or who are experiencing a loss of mobility or independence.
  - Engage and link individuals to public mental health system.
  - Provide screening, referrals and support to link participants to additional services and supports, especially as pertaining to health and safety needs.
  - Provide one-on-one support, connection and engagement to reduce depression.
  - Facilitate access to support groups at senior, veterans, and community centers.
  - Conduct two to four home visits to each participant on a monthly basis (seniors only).
  - Match funding for SAMHSA Block grant providing case management services for homeless individuals with SMI.
- *Consumer and family engagement and advocacy* helps consumers and family members navigate the system, helps consumers understand their rights and access to services, including dispute resolution. All providers (staff, contractors, and volunteers) serve as a liaison between consumers and family members and the mental health system of care. Specific activities include:
  - Family advocacy
  - Veteran outreach and engagement

### **Documentation of Achievement in performance outcomes**

The Family Advocate program was able to assist 167 consumers and/or family members during FY 21/22. This number represents 83.5% of their goal of reaching 200 individuals and/or family members. The program had a decrease in providing services due to the pandemic.

### **Challenges or barriers:**

The pandemic has reduced the number of consumers and/or family members requesting services from the Family Advocate. In addition, the number of opportunities to participate in presentations and informational sessions explaining the program and the program benefits to both the community and BHS staff members were limited due to the pandemic and imposed restrictions. The program anticipates that these challenges will become less problematic as COVID-19 restrictions decrease.

## *CSS Project 15: Mobile Crisis Support Team*

---

### **Project Description**

Mobile Crisis Support Teams (MCSTs) provide on-site mental health assessment and intervention within the community for individuals experiencing mental health issues and to avert a mental health related crisis. MCST help avert hospitalizations and incarcerations by providing early interventions to individuals who would not otherwise be able to seek help at traditional service locations.

MCSTs transition individuals to appropriate mental health crisis interventions in a timely fashion, reducing dependency on law enforcement and hospital resources. Comprised of a clinician and a peer- or parent-partner, MCSTs provide a warm handoff to services and help educate and introduce individuals and their family to the most appropriate services in a calm and supportive manner.

### **Target Population**

- Individuals who are known to have serious mental illness and are substantially deteriorating or experiencing an urgent mental health concern.
- Individuals who are suspected of having a serious mental illness who may be unconnected to a mental health care team.

### **Project Components**

- BHS operates four mobile crisis support teams.
- Services are available daily (Monday – Sunday), and into the evening hours most days of the week.

Mobile Crisis Support Teams conduct same day and follow-up visits to individuals that are experiencing a mental health crisis and require on-site, or in-home, support and assistance. MCSTs conduct mental health screenings and assessments to determine severity of needs and help transition individuals into routine outpatient care services.

### **Documentation of Achievement in performance outcomes:**

In total the program served 584 unduplicated clients in FY21/22. The program also trained several law enforcement agencies on best use of the MCST program. The program also connected with several community based organizations to establish dispatch procedures and provide advocacy for family members about when to use the services and when services are required. The biggest achievement was establishing a relationship with a local police department within the County that was prone to agitating consumers of this program resulting in a reduction of instances with our clients.

### **Challenges or barriers:**

Due to the continuing Clinician shortage within the agency, two additional teams (clinician and MHOW) are being recruited for the past few months to expand services throughout the county. North and South county workstations (Lodi and Tracy) are currently delayed but are being prioritized to ensure that MCST teams will be housed to better serve the North and South County to better serve their communities with a quicker response and consistent collaboration with Law Enforcement within their communities.

Clients Served/Projected			
2021-22	2022-23	2023-24	2024-25
584	657	730	876

## CSS Project 16: Peer Navigation

---

### Project Description

The Peer Navigation program serves TAYs, Adults, and Older Adults recovering from a mental health crisis. The program provides recovery-focused post-crisis intervention, peer support, navigation and linkages to community services and supports. Peer Navigators work with individuals recently served by 24-hour crisis response services, including the Crisis Unit, Crisis Stabilization Unit, Crisis Residential Facility, the Post-PHF Clinic, and the Mobile Crisis Support Team. Peer Navigators provide a warm and caring follow-up to the crisis service and help ensure that there is appropriate follow-up care, including any necessary safety plans. Peer Navigators also provide support and education to individuals and their family members to help prevent a relapse back into crisis.

Peer Navigators have lived experience in mental health recovery and are capable of meaningfully helping others despite their disabilities with an approach based on mutual experience.

**Project Goal:** *Assist individuals with serious mental illnesses and their families to gain access to specialty mental health care services and community supports.*

### Project Components

BHS will work with an organizational provider to provide services. The Community partner will hire and train individuals, with lived experience in mental health recovery, to serve as Peer Navigators. Community Partners will use an evidence based curriculum to train Peer Navigators. Some training activities occur in partnership with BHS, in order to ensure that Peer Navigators are familiar with BHS services. Examples of curriculum include:

- Latino Peer Navigator Manual, developed by the Chicago Health Disparities Project
- African American Peer Navigator Manual, developed by the Chicago Health Disparities Project

Program partners develop (or update) a set of resource guides and train peer navigators on the resources that are available in San Joaquin County and to BHS clients. Examples of likely resources or support services that peer navigators should be prepared to discuss include housing, food pantries, primary health care services, and transportation. Peer Navigators should also receive training on how to use the County's 211 telephone information and referral service.

Peer Navigation teams work with BHS Crisis Services to engage clients following a crisis encounter. Duties and responsibilities of the Peer Navigators may include but are not limited to:

- Provide warm outreach and engagement to clients following a crisis episode
- Provide information about community services available to support consumers
- Provide education on mental illnesses and recovery opportunities

- Provide information on client rights
- Assist clients in developing a plan to manage their recovery – this should include a safety plan to prevent relapse and a Wellness Recovery Action Plan to identify longer term recovery goals and strategies for maintaining recovery
- Encourage compliance in the treatment plan developed by the client and their clinical team
- Encourage clients to attend any follow-up appointments, and recommended groups or activities

**Skills and Competencies:**

- Lived experience in mental health recovery
- Reflective Listening
- Motivational Interviewing
- Wellness Recovery Action Planning (WRAP)
- Strong interpersonal skills

**Documentation of Achievement in performance outcomes:**

Connect III continues to work with clients to provide warm hand approach in connecting clients from high level of care to provide navigation services to those in need. Peer Navigators are the key staff that provide this service and create opportunities to engage clients into outpatient clinic services and additional education and information related to their care.

**Challenges or barriers:**

Peer Navigators will receive County 211 System training to enhance their knowledge for resources for the additional navigation to resources in the community. Peer Navigators will also be enrolled and receive Wellness and Recovery Action Plan (WRAP training) in 2022-23.

## CSS Project 17: Wellness Center

---

### Project Description

Wellness Centers are consumer-operated programs that provide an array of recovery support services. Wellness Centers provide classes and information on services and supports available in the community, self-help and peer-support group activities, and trainings and workshops to promote long term recovery and well-being on a variety of topics: from positive parenting to nutrition and active lifestyles, to job development skills. Wellness Centers provide scheduled and drop-in services and programming that is respectful and representative of the diversity of consumer members.

### Project Goal

The primary objectives for this program will be to:

- Provide a consumer-driven self-help service center in close collaboration with consumers, family members and BHS.
- Increase opportunities for consumers to participate in activities that promote recovery, personal growth, and independence.
- Increase leadership and organizational skills among consumers and family members.

### Target Population

The target population is consumers with mental illness and their family members and support systems.

### Project Components

The Wellness Center will provide the following services:

- *Consumer Leadership:* Foster leadership skills among consumers and family members and include the use of consumer surveys to determine necessary training and supports to assist consumers and family members in providing leadership. Wellness Center(s) will develop and maintain:
  - Consumer Advisor Committee
  - Consumer Volunteer Opportunities
- *Peer Advocacy Services:* Peer Advocates or Wellness Coaches listen to consumer concerns and assist in the accessing of mental services, housing, employment, childcare and transportation. Peer Advocates or Wellness Coaches train consumers to provide self-advocacy and conflict resolution. Peer Advocates or Wellness Coaches address day to day issues consumers face such as life in board and care homes and negotiating the mental health system to obtain services and understanding medications. Issues and information addressed include:
  - *Legal Advocacy:* Information regarding advanced directives and voter registration and securing identification documentation
  - *Housing Information and Advocacy:* Information on housing resources will be provided. Consumers will be assisted in developing skills needed in finding affordable, well maintained housing options and alternatives, such as finding compatible roommates.

- *Employment Advocacy:* Information on employment, the impact of SSI benefits, available resources and programs and resume and interview preparation will be provided. Assistance will be given in finding suitable clothing and transportation for job interviews. Services will be provided in collaboration with the BHS Career Center.
  - *Childcare Advocacy:* Childcare advocacy will be available to consumers who have children under the age of 13 and will include the provision of information, assessing problems of access and providing vouchers to pay for childcare when needed to access mental health services, medical services or attend a job interview.
  - *Transportation Advocacy:* Consumers will be trained on accessing available public transportation options. When situations arise where there are no public transportation options, the Center will provide transportation to stakeholder activities, clinic appointments, medical appointments, peer group classes, employment interviews and urgent situations.
- *Peer-Led Classes and Coaching:* The average group class size should be five to seven consumers. The following consumer-led services will be provided at the Wellness Center:
    - Independent Living Skills classes to teach cooking skills, budgeting, banking, nutrition, healthy living and exercise, grocery shopping, and use of community resources such as the library and the Food Bank.
    - Coping skills classes to teach time management, personal safety, communication skills, medication information, socialization skills, decision making and goal-oriented task completion.
    - Serenity exploration to allow consumers to explore individual spirituality and growth as part of recovery.
    - Wellness and Recovery Action Planning (WRAP).
    - Computer skills coaching to assist peers in the use of computers and internet access. Computers and internet access will be available at the center.
  - *Outreach Services:* Outreach services will be provided to consumers and family members to increase awareness of the availability of the Wellness Center and to encourage the use of its services. Outreach efforts will include unserved, underserved and inappropriately served populations. Cultural activities will be organized on a regular basis to introduce new community members to the Wellness Center.
  - *Volunteer Program:* A volunteer program for peer advocates and peer group class facilitators will be developed and maintained. The volunteer program may also include the development of a speakers' bureau to address stigma and discrimination and to relay stories of those recovering from mental illness.

**Documentation of Achievement in performance outcomes:**

The Wellness Center interacted with 457 unduplicated consumers in FY 20/21 and 464 unduplicated consumers in FY 21/22, representing a 1.5% increase. The Wellness Center Program had anticipated that the numbers of consumers being served during FY 21/22 would go back to pre-pandemic levels. This did not transpire due to the continuing direct and indirect ramifications of COVID-19 during FY 21/22. The program focused on outreach efforts during the fourth quarter as COVID-19 restrictions

decreased in order to assist in increasing the number of consumers utilizing their services to pre-pandemic numbers beginning in FY 22/23.

**Challenges or barriers:**

The primary challenge the Wellness Center Program faced in FY 21/22 was COVID-19 and the barriers that came with it, including consumer's fears of leaving home and entering an enclosed space, member's lack of technology to benefit from obtaining online services, and fear of being online for groups and classes. The Wellness Center team is focused on continuing outreach efforts in the community to help offset some of these challenges. In addition, the Wellness Center will be expanding services by providing locations in both the north and south county. The opening of these locations will be completed by the 3<sup>rd</sup> quarter of FY 22/23 which will result in a projected increase in the number of consumers accessing services.

## *CSS Project 18: Project Based Housing*

---

**Project Description:** BHS, in partnership with the Housing Authority of San Joaquin, will create Project-Based Housing Units dedicated towards individuals with serious mental illnesses for a period of twenty years.

Under federal regulations, public housing agencies operate and distribute housing choice vouchers (formerly Section 8). Up to 20% of the vouchers may be set aside to specific housing units. Project-Based Housing Units are housing units that have vouchers attached to units.

Under state regulations, MHSA funding may be used to create Project-Based Housing Units, provided that the units have the purpose of providing housing as specified in the County's approved Three-Year Program and Expenditure Plan and/or Update for a minimum of 20 years.

General System Development Funds may be used to create a Project-Based Housing Program which is defined as a mental health service and support. *CA Code of Regulations §3630(b)(1)(J)*

The regulations and requirements for the creation of a Project Based Housing Program and a Capitalized Operating Subsidy Reserve were added to the California Code of Regulations in 2016, in response to the No Place Like Home Act. See: *CA Code of Regulations §36330.05; §36330.10; §36330.15;*

### **Project Components**

Under a partnership agreement, upon approval by the San Joaquin County Board of Supervisors and the Board of the Directors of the Housing Authority of San Joaquin, BHS and the Housing Authority shall leverage MHSA funding for the following purposes.

- 1) Establish a Project Based Housing Fund:  
\$15.5 million will be transferred to the Housing Fund for the purpose of acquisition, construction or renovation of Project Based Housing Units.

This fund shall be an irrevocable transfer of money from San Joaquin County Behavioral Health Services to the Housing Authority of San Joaquin for the purpose of creating current and future Project Based Housing Programs.

Previous funded housing projects were completed on March 2022 with a total of 37 housing units completed: exceeding the previous Three Year Program and Expenditure Plan goal of developing 34 units of housing for individuals with serious mental illnesses.

In partnership, Behavioral Health Services (BHS) and the Housing Authority of the County of San Joaquin (HACSJ), will acquire property, renovate and construct Park Center to provide 51 units of much-needed permanent supportive housing exclusively for individuals with a serious mental illness. Delta Community Developers Corporation (DCDC), the non-profit

development arm of HACSJ, will convert an existing two story structure at the intersection of Park and Center Streets in Stockton (709 N. Center Street, 722 N. Commerce St., and 39 W. Park Street, Stockton, CA 95202) into 20 one-bedroom apartments, one (1) studio apartment and two (2) two-bedroom apartments, one of which will be for the building manager. Funds will also be used to construct a new, three story building with 28 one-bedroom apartments. There will be a total of 51 units in the proposed development including 50 units for the target population (not including the manager's unit). The new building will have an elevator, a community room, roof deck area, and a management office.

2) Establish a Capitalized Operating Subsidy Reserve:

Up to \$500,000 will be deposited into a County-administered account prior to occupancy of the Project-based housing. The actual amount deposited in the reserve account shall be based on the difference between the anticipated tenant portion of the rent minus revenue lost from anticipated vacancies and the estimated annual operating expenses of the Project Based Housing.

- BHS and Housing Authority mutually acknowledge that the anticipated tenant population may require *more intensive* property management services requirements than typical for a population without serious mental illnesses. Cost projections for the estimated annual operating expenses will be based on reasonable assumptions and procurement of an onsite property management team.
- The Operating Subsidy Reserve may also be used to repair any major damages resulting from tenant occupancy beyond normal wear and tear and other scheduled property maintenance.

3) Funding shall be used in strict accordance to Regulatory Requirements:

Project-Based Housing purchased, constructed and/or renovated with General System Development funds shall comply with all applicable federal, state, and local laws and regulations including, but not limited to:

- Fair housing law(s)
- Americans with Disabilities Act
- California Government Code section 11135
- Zoning and building codes and requirements
- Licensing requirements (if applicable)
- Fire safety requirements
- Environmental reporting and requirements
- Hazardous materials requirements

Project-Based Housing purchased, constructed and/or renovated with General System Development funds shall also:

- Have appropriate fire, disaster, and liability insurance
- Apply for rental or other operating subsidies
- Report any violations to DHCS if a violation is discovered

- Maintain tenant payment records, leasing records, and/or financial information
- 4) Eligibility and Target Population  
All tenant residents within a Project Based Housing Unit created with General System Development Funds must be diagnosed with a serious mental illness.
  - 5) Veteran Status  
Veterans are recognized as an underserved population. BHS and the Housing Authority will work jointly to ensure that there are more housing opportunities for veterans with serious mental illnesses.
  - 6) Term  
Project units must remain dedicated towards housing the mentally ill for a period of no less than 20 years. Upon completion of the pilot program, BHS and the Housing Authority will mutually review evaluation and program data to determine the target population of tenants from within the population of individuals with serious mental illnesses.
  - 7) Leasing, Rental Payments and Eviction Processes  
BHS reserves the right to make tenant referrals for placement into the Project-Based Housing Units and to develop referral policies and procedures in partnership with the Housing Authority.

Rents will be subsidized *Project-Based Housing Vouchers*, which will be assigned by the Housing Authority and shall be specific to the Unit currently being occupied. Vouchers are non-transferable, though clients may be eligible for *Housing Choice Vouchers*, following successful completion of program services.

The Housing Authority reserves the right to make tenant evictions and to develop tenant eviction policies and procedures in partnership with BHS.

In all instances access to housing and housing eviction policies and procedures will be guided by applicable laws and regulations including Fair Housing Laws.

BHS and Housing Authority will meet regularly to review policies, procedures, and practices pertaining to the operations of the Project Based Housing Units created with General System Development Funds.

Prior to the release of MHSA funds, an agreement will be created between BHS and the Housing Authority and duly executed by the San Joaquin County Board of Supervisors and the Board of Directors of the Housing Authority of San Joaquin.

**Documentation of Achievement in performance outcomes:**

In June of 2022, San Joaquin County Housing Authority, in partnership with SJCBS, broke ground and initiated the construction of Sonora Square. Sonora Square will provide 36 affordable, low barrier units solely to SJCBS consumers, plus 1 additional unit for the apartment manager. The projected date of occupancy is September of 2023. In addition, BHS has designated a clinical team to provide supportive services to specifically focus on supportive housing services.

**Challenges or barriers:**

San Joaquin County did not receive funding for the application for the No Place Like Home (NPLH) Competitive Round BHS continues to seek alternate funding sources to complete projects, including low-income housing tax credits, Community Development Block Grant funding, and other grant sources.

## CSS Project 19: Employment Recovery Services

---

### Project Description

Supported Employment is an approach to vocational rehabilitation for people with serious mental illnesses that emphasizes helping them obtain competitive work in the community and providing the supports necessary to ensure their success in the workplace. The overriding philosophy of Supported Employment is the belief that every person with a serious mental illness is capable of working competitively in the community if the right kind of job and work environment can be found. Supported Employment is not designed to change consumers, but to find a natural “fit” between consumers’ strengths and experiences and jobs in the community.

**Project Goal:** *The goal of this project is to increase the numbers of mental health consumers that are employed and/or involved in education.*

The project is intended to result in the following outcomes for mental health consumers participating in the project:

- Increased competitive employment among consumers;
- Increased independent living;
- Increased educational involvement;
- Increased self-esteem; and
- Increased satisfaction with finances.

### Target Population

The target population will be seriously mentally ill adults (ages 18 and older) that are enrolled in or are transitioning to or from the County’s Full-Service Partnership programs and their families. Participants will have symptoms of serious mental illness and be at risk of homelessness, chronic housing instability, mental health crisis, and/or hospitalization. A large portion of the target population is anticipated to have co-occurring mental health and substance use disorders.

### Project Components

The Employment Recovery Services project will be based on the *Evidence-Based Practices Kit on Supported Employment* issued by the federal Substance Abuse and Mental Health Services Administration (SAMHSA) located at: <http://store.samhsa.gov/product/Supported-Employment-Evidence-Based-Practices-EBP-KIT/SMA08-4365>

- *Assertive Engagement and Outreach:* Make multiple contacts with consumers as part of the initial engagement and at least monthly on an ongoing basis when consumers stop attending vocational services.
- *Vocational Profiles:* Conduct individualized interviews with each consumer to determine their preferences for type of employment, educational and work experiences, aptitudes and

motivation for employment. Vocational profiles will be consumer driven and based on consumers' choices for services. Vocational assessment will be an ongoing process throughout the consumer's participation in the program.

- *Individual Employment Plans:* In partnership with each consumer, prepare an Individual Employment Plan, listing overall vocational goals, objectives and activities to be conducted. Assist consumers with resume development and interviewing skills as needed.
- *Personalized Benefits Counseling:* Provide each consumer with personalized information about the potential impact of work on their benefits.
- *Job Search Assistance:* Help consumers explore job opportunities within one month after they enter the program. Provide job options in diverse settings and that have permanent status. Employer contacts will be based on consumers' job preferences.
- *Continuous Supports:* Provide continuous support for employed consumers that include the identification and reinforcement of success as well as coaching when concerns arise. Help consumers end jobs when appropriate and then find new jobs.

#### **Documentation of Achievement in performance outcomes:**

The Employment Recovery Services Program was able to serve 52 consumers and/or family members during FY 21/22. This number represents 104% of their goal of serving 50 individuals despite COVID-19 restrictions. In addition, this program reached 100% and above goal achievement on 6 of their 7 total contractual goals which demonstrates that UOP was able to adjust their program and provide services despite the direct and indirect ramifications that COVID-19 presented.

#### **Challenges or barriers:**

The Employment Recovery Services Program was able to overcome the barriers and challenges it experienced in FY 20/21 due to COVID-19. UOP risk management lifted the capacity restrictions at the Martin Gipson Center as COVID-19 restrictions eased. This created an opportunity for consumers to resume receiving face to face ERS services as this program is ran out of the Gipson Center. In addition, UOP was able to resume consumer enclave positions during FY 21/22 as COVID-19 barriers decreased.

## *CSS Project 20: Community Behavioral Intervention Services*

---

### **Project Description**

The project will provide behavioral intervention work in the community to consumers who are having a hard time managing behaviors and impulses. The services are based on the foundation and principles of Applied Behavior Analysis and intended to address behaviors or symptoms that jeopardize mental health consumers' recovery, wellness, and quality of life. The interventions are not intended as a "stand alone" service. They will supplement other mental health services provided to consumers.

**Project Goal:** *The goal of the project is to provide behavioral interventions in order to increase mental health consumers' stability, social functioning and recovery-focused behaviors.*

The project is intended to promote long-lasting functional change among consumers by decreasing the incidence of dysfunctional and maladaptive behaviors and increasing the incidence of functional and adaptive behaviors. Successful change may result in the following outcomes among participating consumers:

- Prevention of or reductions in psychiatric hospitalizations and re-hospitalizations;
- Reduction in incidences of homelessness, disruption in housing and/or out-of-home placements; and
- Reduction of the stigma and distress experienced by many consumers as a result of maladaptive behaviors.

### **Target Population**

The target population will be seriously mentally ill adults (ages 18 and older that are enrolled in or are transitioning to or from County's Full-Service Partnership programs and their families. Participants will have symptoms of serious mental illness and be at risk of homelessness, chronic housing instability, mental health crisis, and/or hospitalization. A large portion of the target population is anticipated to have co-occurring mental health and substance use disorders.

### **Project Components**

The contractor will use a behavior analysis model in which procedures are systematically applied to improve socially significant behavior to a meaningful degree. Treatment strategies will be flexible and individualized. In general, treatment strategies will include instruction to increase appropriate alternative behaviors. The treatment methodology will include:

- Individualized goals developed to meet the needs of each consumer;
- Teaching skills that are broken down into manageable, easy-to-learn steps;
- Opportunities for consumers to practice each step;
- Acknowledgement of successes using a tangible reward system; and

- Continuous measurement of individual consumer progress so that treatment may be adjusted as needed.

Additional project components include:

- *Behavior Assessment (Functional Analysis):* Comprehensive assessments of each consumer's behavior will be conducted to determine target behaviors that need to be addressed, the antecedents of those behaviors, and the consequences of maintaining them. The contractor staff is expected to include BHS staff, the consumer, family members and other relevant treatment team members in the behavior assessments. Behavior assessments must be completed within 30 days of the service authorization from BHS.
- *Individual Recovery Plans (Behavior Plans):* Specific and measurable Individual Recovery Plans will be completed within 30 days of the service authorization from BHS. All Individual Recovery Plans will include:
  - Definition of the target behavior;
  - Alternative behaviors to be taught;
  - Intervention strategies and methodologies for teaching alternative behaviors;
  - Methods for collecting data on and measuring target behaviors to ensure they are being reduced; and
  - An emergency management section providing detailed instruction for staff and family members on how to address the target behavior when it reoccurs.
 Individual Recovery Plans will be coordinated with and approved by BHS.
- *Individualized Progress Reports:* Progress reports on the accomplishment of goals for each consumer will be provided to BHS on a schedule as determined by BHS, but no less than monthly. Progress reports will be based on systematic data collection and evaluation of data on each consumer's progress towards their goals.
- 

#### **Documentation of Achievement in performance outcomes:**

The CBIS program completed behavioral health assessments for 223 consumers representing 124% achievement of the contractual goal of 180. In addition, 97% of treatment goals and targets for CBIS consumer interventions were met during FY 21/22. Since beginning services in December 2013, the CBIS program has opened and attempted to work with 453 consumers; there have been a total of 137 successful case closures. The CBIS program reached 80% and above goal achievement on 14 of their 14 contractual goals which demonstrates that UOP was able to adjust their program to provide services while facing COVID-19 restrictions.

#### **Challenges or barriers:**

COVID-19 continued to be the greatest challenge in FY 21/22 as the health crisis limited made it more difficult to maintain consistent appointments with consumers due to consumers testing positive for COVID-19, and/or consumers being exposed to someone who tested positive and needing to

quarantine, and/or CBIS staff testing positive which required quarantining. Cancelled and missed appointments increased during FY 21/22.

## *CSS Project 21: Housing Coordination Services*

---

**Project Description:** BHS recognizes that a safe and stable place to live is a necessary component for mental health wellness and recovery. Housing Coordination and Placement Teams will assess housing placement needs for individuals with serious mental illness and link clients to housing services and supports appropriate to the treatment needs of each consumer. Team members work with housing providers to stabilize consumers in their placements and provide regular home visits to encourage consumers to remain engaged in treatment and to take medications as prescribed.

**Project Goal:** *The goal of this project is to reduce the incidence of homelessness or housing instability among consumers and to increase participation in routine treatment.*

### **Project Components**

#### **Project 1: Housing Referral and Linkage**

Dedicated staff will coordinate housing placement recommendations for BHS consumers with serious mental illnesses. Located within the outpatient Community Adult Treatment Services division, teams manage client placement within a continuum of housing placement options. In general, the task is to evaluate each client and determine the type of housing best suited to the treatment needs of the individual. Housing options will range from “intensive” such as provided by a crisis residential or adult residential care facility; to more independent or supported living options.

#### **Project 2: Housing-based Case Management**

The *Placement Team* provides case management services to consumers, for extended periods of time while placed in out of county residential enhanced board and care homes. They will work briefly with newly referred consumers, not yet open to outpatient services, until linked and stable in housing. The *Housing Coordination Team* works with clients in designated housing programs to provide socialization and rehabilitation groups and linkage to behavioral health and community resources. Both teams work closely with housing operators to ensure that placements are a good fit between the client, the program, and other tenants. Case managers work with clients to help them maintain treatment compliance, attend routine appointments, and participate in groups and socialization activities.

#### **Project 3: Housing Stabilization Resources**

MHSA funding will be used to provide “patches” to board and care and other residential care facility operators providing housing to individuals with serious mental illnesses, including consumers exiting institutions that require extra stabilization supports to prevent decompensation.

MHSA funding will be used for short-term emergency “housing stabilization funds” to assist consumers who are determined to be at imminent and immediate risk of homelessness due to displacement to procure new housing.

#### **Project 4: Homelessness and Transitional Housing Project (formally known as INN Progressive Housing)**

The Homelessness and Transitional Housing Project (formally known as Progressive Housing) is an initiative developed by San Joaquin County Behavioral Health Services, as a response to the growing need for affordable, low barrier housing for individuals who are homeless or deemed to be at risk of homelessness, with suspected serious mental illness and/or co-occurring disorders. Safe and stable housing has been identified as a critical requirement for effective engagement in the mental health treatment and recovery process for this target population.

The Homelessness and Transitional Housing Project is an adaptation of the housing first model, integrating the stages of recovery to create a rehabilitative housing environment. The program uses scattered site, single family homes, staffed to assist clients with recovery. Each house is designated a level (1-3) that coincides with the level of care provided in that specific home. The levels of care are as follows:

- i. **Level 1: Pre-contemplation** - individuals are being assessed, engaging in harm reduction, are linked to appropriate services.
- ii. **Level 2: Contemplation** – sober living environment. Clients have been assessed and are participating in treatment and supportive services and are responsible for house chores.
- iii. **Level 3: Recovery and Transition towards community living** – Clients are stabilized, completing, or have completed Independent Living Skills program and are entering into a lease agreement with contractor to establish a rental history. Clients are living independently and assuming responsibility for the upkeep of their housing while remaining engaged with their supportive services.

The ultimate goal of the program is to stabilize a person's living situation, while simultaneously introducing and providing supportive services (provided by HOME To Stay FSP Services) to aid the client's eventual transition to independent - permanent housing.

#### **Documentation of Achievement in performance outcomes:**

In June of 2022, San Joaquin County Housing Authority, in partnership with SJCBS, broke ground and initiated the construction of Sonora Square. Sonora Square will provide 36 affordable, low barrier units solely to SJCBS consumers, plus 1 additional unit for the apartment manager. The projected date of occupancy is September of 2023. In addition, BHS has designated a clinical team to provide supportive services to specifically focus on supportive housing services. During the fiscal year of 2020/2021, 107 new individual consumers meeting FSP criteria were served. An additional 56 new consumers, who met FSP criteria, were served during the fiscal year of 2021/2022. PHP has experienced remarkable growth. There are a total of 16 scattered site homes throughout the city of Stockton. The goal is to have 18

homes by the end of the 2022/2023 fiscal year, with a total bed capacity for 90 consumers. The Housing Coordination team has expanded its staffing to include 4 additional clinical positions, enabling an expansion of service provision to consumers within PHP and throughout the housing continuum.

**Challenges or barriers:**

The highly competitive rental market continues to hamper PHP from securing a total of 18 homes. Some home owners have chosen to sell their homes or sought out renters willing to pay higher rental rates. PHP has also experienced a shortage in qualified house leaders. The House Leader shortage has led to the temporary shutting down of homes that lack house leaders, and thus reducing the programs overall capacity to serve consumers. BHS has expanded outreach to a variety of community agencies to increase house leader recruitment. There is also some consideration for revising the criteria for house leaders, potentially to include family members of individuals with lived experience. To address house leader retention, BHS has is seeking to create peer led house leader support groups.

## *CSS Project 22: Crisis Services Expansion*

---

### **Project Description**

Through MHSA funding, BHS has expanded and enhanced crisis services. The Crisis Unit provides a 24/7 crisis response for any individual experiencing a mental health emergency in San Joaquin County. New Crisis Services fully or partially funded through MHSA funds include:

### **Project Components**

#### **Project 1: Capacity Expansion**

Prior to the passage of the Mental Health Services Act in November 2004, the BHS Crisis Unit operated M-F from 7am – 11pm. Staffing was limited and wait times were very long. MHSA funding created a full-service Mental Health Crisis Unit for San Joaquin County that is open 24/7, 365 days a year.

The expanded crisis unit boasts more robust staffing, reducing wait times. It has a new medication room, eliminating the need to wait for the pharmacy to open for the team to dispense medications. Services are expanded with a new triage unit, ensuring all clients receive a warm welcome and a brief screening within a timely fashion. Enhanced discharge services make it possible for clients to receive aftercare support and a warm connection to continuing services through the Outpatient Clinics. New discharge services include: post-crisis or -hospitalization transportation home, and transport to initial outpatient appointments, if necessary.

#### **Project 2: Warm Line**

The BHS Warm Line is a 24-hour service that provides consumers and their family members with 24/7 telephone support to address a mental health concern. The Consumer Support Warm-Line is a friendly phone line staffed with Mental Health Outreach Workers who provide community resources and give support and shared experiences of Hope and Recovery. Consumers and their families can obtain referrals, share concerns, receive support, and talk with a Mental Health Outreach Worker who generally understands their perspective, and is willing to listen and talk with them.

#### **Project 3: Crisis Community Response Teams (CCRT)**

CCRT clinicians respond to emergency requests from law enforcement for immediate, on-site mental health crisis services, including mental health evaluations for temporary, involuntary psychiatric inpatient care in situations where the mental health consumer is a danger to self, danger to others or gravely disabled.

The CCRT also works in coordination with local hospital emergency rooms. Hospitals providing medical care may call the CCRT to request a crisis evaluation for any person at the hospital who has already been medically cleared (ready for discharge), and who may be a danger to self, others or gravely disabled due to a mental disorder. CCRT clinicians work with hospital staff to determine the appropriate level of intervention needed, including transport to a crisis stabilization unit and/or a

psychiatric health facility. BHS operates two Crisis Community Response Teams. Services are available 24/7.

#### **Documentation of Achievement in performance outcomes:**

Crisis services continue to provide triage services and screenings, and dispense medication through its med room. The Crisis med room is an essential part of Crisis Services in that it provides most of the basic medical and psychiatric needs for clients, including psychiatric meds, medical supplies and serves as storage for medications of clients placed in crisis residential facilities. Since its inception in 2009, Warm-line calls has grown from under 100 calls per month on Year One to a monthly average of 1300 as of January 2023. The phone line service continues to be open 24/7 manned by fulltime and part-time MHOWs with diverse backgrounds and experiences. The Team has also grown from a staff of 1-2 each shift to now a range of 2-5 staff per shift. The Warm-line Support Team's roles have also expanded to providing in-person support for adults and minors during pre-hospitalization and post-hospitalization care. For FY 21/22, response times for urgent conditions meet our set goal of 98%. The Crisis Community Response Team received around 3127 requests for evaluation from local hospitals and law enforcement for immediate response or an average of 261 per month. Of this number, about 35% were placed on a legal holds and subsequently received psychiatric hospitalization/treatment. This year, the program adopted e-faxing to facilitate placement of detained persons in psychiatric hospitals throughout California. The new process made psych placement work more efficient and organized from shift to shift as it significantly reduced errors and duplication. The new CIS Tracker is a real-time electronic display of client status. It plays another significant role in improving program performance. The CIS tracker enables Crisis staff to easily track and monitor hospital requests for psych eval, detained clients, psych placements and current Crisis walk in clients. Like e-faxing, the CIS tracker greatly simplified and streamlined many internal process in Crisis, so that the program can focus more on client care.

#### **Challenges or barriers:**

The effects of the pandemic continued to impact our programs (Crisis, Warmline, CCRT, CSU and PHF) during FY 21/22. Personal and family illness continued to negatively impact the program's ability to maintain adequate staffing across all programs at all levels. The expanded/supplemental COVID assistance benefits in the form of employee time was considered a double-edged sword because as it helped with sick employees and their family members, it also resulted in more and longer staff absence which in turn impacted unit coverage. The program experienced struggles to cover shifts and the various unit staff had to be spread thin resulting in more need for overtime work and employee burn out. Recruitment for hard to fill positions in 24-Hour Services positions also continued to be a barrier in maintaining program outcomes. Over the last year, Crisis lost the last 2 remaining Part-Time Clinicians for weekends/after-hours and to date have not been able to hire replacements. The program continued to implement additional tasks and precautionary measures in the entire facility to mitigate health risks for clients and employees considering Crisis (24-Hour Services) has to operate business as usual and staff had to be physically present in the workplace. Work from home was not an option. On the treatment side, several facilities either closed down, went out of business or reduced their capacity and has impacted long-term treatment for clients discharging from Crisis Residential facilities.

---

## *CSS Project 23 – Co-Occurring Disorders Program*

---

Mental health treatment providers in San Joaquin County Behavioral Health Services have seen a great proportion of people with severe mental illness and co-occurring substance use disorders (SUDs) in recent years. These co-occurring SUDs were and are substantially interfering with the effectiveness of their clients' mental health treatment. There are some individuals for whom the extreme extent of their SUD behavior created challenges and reduced the effectiveness of treatment as usual. This persistent behavioral health challenge has rarely been successfully addressed by traditional methods/interventions.

A central aspect of the issues lies in the fact that mental health treatment and SUD treatment are similar and overlap each other, but there are some areas that are significantly different in approach, training, and philosophy. These areas include, but are not limited to, engagement versus enabling, abstinence versus meeting the client where they are at in their life, hopefulness for recovery versus the desire to drink or use drugs without consequence, empowerment of the individual versus acceptance of the individual's powerlessness over drugs and alcohol use.

### **PROGRAM DESCRIPTION**

The proposed Co-Occurring Disorders (COD) Program would be an outpatient program in San Joaquin County Behavioral Health Services, Substance Use Disorder System of Care. COD will utilize the Assertive Community Treatment model, an evidenced-based model which aims to reduce homelessness, psychiatric hospitalizations, emergency and law enforcement contacts for individuals who have been diagnosed with both a severe mental illness and a substance use disorder as the program's framework.

The goals of this program will focus on increasing the quality of services, including better outcomes by creating a shared understanding and vision amongst staff and with clients through a client-centered, stage-based approach, housing services, and through developing the "co-occurring Lens." To successfully engage and treat individuals with co-occurring severe mental illness and substance use disorders, the emphasis is to develop Stage-Based Treatment framework for both mental health and SUD concurrently and deliberately, addressing the sometimes-contradictory strategies indicated for each behavioral health challenge separately. While all behavioral health programs serving adults work with this issue and should have the capability to diagnose and treat SUDs, there are many individuals for whom the extreme extent of their SUD behavior creates challenges and reduces the effectiveness of treatment as usual. As a result, this population is significantly un/underserved and in need of a non-traditional approach, thus creating the need for treatment through a "co-occurring lens."

To support individuals, COD will provide mental health therapy, substance use disorder counseling, psychoeducation and support, and case management & peer support services to link and increase

access to community services such as substance use treatment, social security, housing, natural resources, community supports, and medication services.

### **TARGET POPULATION**

Transitional Age Young Adults –18-25.

Adults – age range 26-59

Older Adults – age 60+

### **SERVICES AND ACTIVITIES**

Initially, COD will provide outreach and engagement services to build relationships with this “hard to reach” population who may have refused services in the past and have been found difficult to engage and/or are transitioning out of higher levels of care (PHF, Residential SUD Treatment, etc). The program will utilize a “whatever it takes” approach with individuals and “think outside of the box” of traditional mental health and SUD treatment. The program will strive to utilize a “Housing First” model that incorporates the philosophy that clients can feel safe to address mental health and substance use concerns, once their primary needs are addressed. Once engaged, COD provides mental health, psychiatric, SUD, peer support, and case management services.

The estimated number of individuals to be served in FY 2023-2024 is 80. Future changes in estimated number of individuals to be served will be based on approved program targets, fiscal sustainability, and stakeholder input.

### **Documentation of Achievements in performance outcomes:**

This program is starting in Fiscal Year 23/24

### **Challenges or barriers:**

This program is starting in Fiscal Year 23/24

## *CSS Project 24 – Transitional Age Youth (TAY) Outpatient Care*

---

### **Project Description**

Seamless transitions between different levels of care are imperative to ensuring youth do not drop out of services. As a youth progresses in treatment they may no longer need the intensity of services provided in a Full Service Partnership (FSP). This transition of care often results in a new agency and new providers treating the youth. During this transition, many youth opt out of treatment and only return when crisis services are needed. The intent of this program is to encourage continuity of care as youth move go through their process of recovery. This program will be linked to an FSP that will transition youth to their outpatient program as they meet their treatment goals.

### **Target Population**

This program will serve youth ages 16 through 20 who are stepping down from Full Service Partnership Programs (FSP) but still need Specialty Mental Health Services (SMHS).

### **Project Components**

1. Specialty Mental Health Services
2. Medication management and monitoring services
3. Case Management
4. Assessments
5. Referrals to Vocational and Employment resources

### **Documentation of Achievements in performance outcomes:**

This program is starting in Fiscal Year 23/24

### **Challenges or barriers:**

This program is starting in Fiscal Year 23/24

## *CSS Project 24 – Justice Decriminalization/Forensics Restart Program*

---

The Forensic Restart program will provide a variety of extensive outpatient services and care coordination to help reduce jail and hospital recidivism, reduce time in custody, and reduce overall justice involvement by providing culturally responsive treatment to individuals with behavioral health challenges who are justice involved or at risk of future justice involvement. Through a trauma focused and peer driven lens, participants should reduce criminal activity and improve their quality of life.

The Restart Program is an innovative approach to building a community program to improve care coordination and integration across multiple systems (BHS, Correctional Health, Probation, Courts, etc.). The Program will consist of one Mental Health Clinician, three Mental Health Specialist, and three Mental Health Outreach Workers to serve the justice involved or at risk of justice involved population who are struggling with mental health issues and are 18 years and older, with a focus on supporting people of color, refugees, and those who identify as LGBTQ+ from unserved or underserved communities. The Restart Program will provide intensive outpatient services and care coordination in hopes of reducing the following: Jail and hospital recidivism, time in custody, overall justice involvement, and mental health and substance abuse related symptoms; and hopes to improve the client and family experience in achieving and maintaining wellness and recovery. The Restart Program will also provide linkages to housing and employment resources, culturally appropriate treatment, and peer-support services; with an overall goal towards assisting justice involved or at risk of justice involved clients to achieve and maintain wellness.

### **Target Population**

Adults (18-59) and Older Adults (60+) with SMI or Co-Occurring Disorder, justice involved or at risk of justice involvement.

### **Project Objectives**

- Improve the client and family experience in achieving and maintaining wellness and recovery
- Improve care coordination and integration across multiple systems.
- Increase client's ability for self-advocacy.
- Decrease barriers to accessing and receiving services.
- Decrease risk of justice involvement
- Decrease recidivism rates.

### **Project Goals**

1. Increase mental health stabilization as evidenced by a decrease in overall justice involvement, with a goal of 60% or more of active clients not picking up new charges while receiving Restart services.
2. At least 50% of active clients will improve their knowledge and ability on accessing community services.
3. Less than 20% of active clients will access crisis services.

4. At least 50% of active clients who identify housing as a need will obtain or retain shelter (permanent or temporary).
5. The Restart Program will maintain an annual consumer satisfaction level of 75% of those completing the survey.

**Documentation of Achievements in performance outcomes:**

This program is starting in Fiscal Year 23/24

**Challenges or barriers:**

This program is starting in Fiscal Year 23/24

## *CSS Project 26: System Development Expansion*

---

### **Project Description**

System Development Expansion Services include the outpatient clinic system that provides planned mental health treatment services (scheduled appointments). Prior to the provision of the MHSA, specialty mental health services served a smaller population of consumers. During the original CSS planning process in FY 2005/06, BHS estimated that 11,000 consumers received mental health services. Since 2004, and in accordance with MHSA, BHS has conducted assertive community outreach and engagement to increase access to mental health services amongst unserved and underserved individuals. Over the past ten years, the number of consumers served annually has increased 25%, to over 16,000.

MHSA funding is used to expand mental health services and/or program capacity beyond what was previously provided (*CA Code of Regulations: § 3410 (a)(1)*).

Areas of expansion include:

- Expanded range of outpatient specialty mental health services available.
- Increased program capacity to serve an estimated 5,000 additional clients.
- Enhanced consumer-friendly and culturally competent screening, assessment and linkage to services
- Development of consumer and family driven services, including the use of peer partners, recovery coaches, and consumer or family member outreach workers throughout the mental health system of care.
- Expanded use of nurses and psychiatric nurse practitioners to strengthen linkages between specialty mental health and primary care providers.
- Expanded use of supportive services for Independent Living and Interpersonal Skills programming.
- In 2023-24 - La Familia and Black Awareness Community Outreach Program's with outpatient (system development) clients will be transitioned to contracted Cultural Based Community Providers to provide enhanced culturally congruent and linguistically appropriate mental health services and cultural based case management services.

## VI. Prevention and Early Intervention

### Overview

The Mental Health Services Act (MHSA) allocates funding for Prevention and Early Intervention (PEI) programs that help prevent the onset of emotional and behavioral disorders and mental illnesses and improve timely access to mental health services for underserved populations. PEI services include education, information, supports, and interventions for children, youth, adults, and older adults.

The purpose of prevention and early intervention programs is to prevent mental illnesses from becoming severe and disabling. Characteristics of Prevention and Early Intervention Programs are guided by regulation. At a minimum, each county must develop at least one Prevention program; one Early Intervention program; one program of Outreach for Increasing Recognition of Early Signs of Mental Illness; one Access and Linkage to Treatment Program; and one Stigma and Discrimination Reduction Program. Counties may also include one or more suicide prevention programs. (California Code of Regulations §3705)

Each program must further be designed to help create access and linkage to treatment and to be designed and implemented in such a way as will improve timely access to mental health services. This means that services must also be provided in a range of convenient, accessible, acceptable and culturally appropriate settings. (California Code of Regulations § 3735)

Finally, all PEI programs shall apply effective methods likely to bring about intended outcomes, such as the use of evidence based or promising practices. (California Code of Regulations §3740) Desired outcomes include a reduction of negative outcomes and an increase in correlated positive outcomes associated with housing, education, employment, stability, and wellness.

**Negative Outcomes:** Counties shall develop programs that are designed to prevent mental illnesses from becoming severe and disabling. Programs shall emphasize strategies to reduce negative outcomes that may result from untreated mental illness. (Welfare and Institutions Code § 5840)

- Suicide
- Incarcerations
- School failure or dropout
- Unemployment
- Prolonged suffering
- Homelessness
- Removal of children from their homes

**Prevention Program:** a set of related activities to reduce risk factors for developing a potentially serious mental illness and to build protective factors. The purpose of prevention programs is to bring about mental health, including a reduction in applicable negative outcomes, for individuals whose risk of developing a mental illness is greater than average. Examples of risk factors include, but are not limited to adverse childhood experience, chronic medical conditions, experience of severe trauma or ongoing stress, poverty, family conflict or domestic violence, etc. (California Code of Regulations § 3720)

**San Joaquin PEI Prevention Programs – Children, Youth, and their Families**

- Skill Building for Parents and Guardians
- Prevention for Children 0-5
- Mentoring for Transitional Age youth
- CARES Project
- School Based Prevention/Interventions

**San Joaquin County PEI Prevention Program – Adults and Older Adults**

- Whole Person Care Project

**Early Intervention Program:** treatment and other services or interventions to address and promote recovery and related functional outcomes for a mental illness early in its emergence, including addressing the applicable negative consequences that may result from an untreated mental illness.

**San Joaquin PEI Early Intervention Programs – Children and Youth**

- Early Interventions to Treat Psychosis
- Community Trauma Services for TAY

**San Joaquin PEI Early Intervention Programs – Adults and Older Adults**

- Community Trauma Services for Adults
- Forensic Prevention and Engagement Project
- Prevention and Early Intervention for Older Adults

**Access and Linkage to Treatment Program:** A set of related activities to connect children, youth, adults, and older adults with severe mental illnesses to medically necessary care and treatment, as early in the onset of these conditions as practical. Examples of Access and Linkage to Treatment Programs, include programs with a primary focus on screening, assessment, referral, telephone help lines, and mobile response. (California Code of Regulations §3726)

- Whole Person Care Project
- Cultural Brokers Program

**Outreach for Increasing Recognition of Early Signs of a Mental Illness:** Outreach is the process of engaging, encouraging, educating, training, and learning from potential responders about ways to recognize and respond effectively to early signs of potentially severe and disabling mental illness. “Potential Responders” includes families, primary care providers, school personnel, community service providers, peer providers, law enforcement personnel, etc. (California Code of Regulations § 3715)

- Increasing Recognition of Mental Illnesses
- Cultural Brokers Program

**Stigma and Discrimination Reduction Program:** Activities to reduce negative feelings, attitudes, beliefs, perceptions, stereotypes, and/or discrimination related to being diagnosed with a mental illness, having a mental illness, or seeking mental health services. Examples of Stigma and Discrimination Reduction Programs include social marketing campaigns, speakers’ bureaus, anti-stigma advocacy, targeted education and trainings, etc. (California Code of Regulations §3725)

- Information and Education Campaign

**Suicide Prevention:** Suicide prevention programs aim to prevent suicide as a consequence of mental illness. Programs may include public and targeted information campaigns, suicide prevention networks, screening programs, suicide prevention hotlines or web-based resources, and training and education.

- Suicide Prevention with Schools
- Suicide Prevention for the Community

Prevention and Early Intervention Priority Areas Fiscal Year 2022-23							
PEI Project #	Name of Program	1-Child Trauma PEI	2-Early Psychosis	3-Youth Outreach	4-Culturally Comp	5-Older Adults	6- Justice and/or Homeless PEI Programming
1	Skill Building for Parents and Guardians	X					
2	Prevention for Children 0-5	X					
3	Mentoring for Transitional Aged Youth	X		X			
4	CARES Project	X		X			
5	School-Based Prevention	X		X			

6	Early Interventions to Treat Psychosis		X				
7	Community Trauma Services for Adults				X		
8	Forensic Prevention and Engagement						X
9	Prevention & Early Intervention for Older Adults					X	
10	Whole Person Care						X
11	Cultural Brokers Program				X		
12	Increasing Recognition of Mental Illness			X			
13	Information and Education Campaign			X		X	
14	Suicide Prevention with Schools			X			
15	Suicide Prevention in the Community					X	
<b>PRIORITY AREAS</b>							
1 - Childhood Trauma							
2 - Early Psychosis and Mood Disorder Detection and Intervention							
3 - Youth Outreach and Engagement Strategies Targeting Secondary School and TAY, Priority on College MH Program							
4 - Culturally Competent and Linguistically Appropriate Prevention and Intervention							
5 - Strategies Targeting the Mental Health Needs of Older Adults							
6 - Homeless and Justice Involved PEI Programming							

All MHSA funded prevention programs utilize evidence based and/or promising practices. Evaluation findings from the 21-22 fiscal year is included in the appendix.

## *PEI Project 1: Skill-Building for Parents and Guardians*

---

### **Community Need**

Research demonstrates that some of the risk factors associated with a higher than average likelihood of developing mental illnesses include adverse childhood experiences, trauma and ongoing stress, family or domestic violence, and prior self-harm or suicide attempts. Developing ways to empower parents with the skills necessary to mitigate stress within the family unit is essential to reducing risk and building resiliency among children and youth.

### **Project Description**

Community-based organizations will facilitate evidence based and/or community defined promising practice parenting classes or groups in communities throughout San Joaquin County. Parenting classes or groups will target underserved populations, including classes for older generation guardians, and be conducted in multiple languages.

***Project Goal:*** *To prevent and reduce risk factors for mental illness and increase protective factors associated with social connectedness, parent and family resilience, and knowledge of child development.*

### **Project Components**

Community-based organizations will convene parenting classes or groups at one or more sites within San Joaquin County. Parenting classes will address parent and family resiliency, knowledge of child development, and support pro-social interactions and social connectedness.

Potential evidence-based parenting classes include:

*Nurturing Parenting Program* is a series of 10-12 independent 60-90 minute lessons designed to teach parents alternatives to physical punishment and improve parenting skills, including: 1) understanding feelings; 2) alternatives to spanking; 3) communicating with respect; 4) building self-worth in children; 5) praising children and their behavior; 6) ages and stages of growth for infants and toddlers; 7) the philosophy and practices of Nurturing Parenting; 8) learning positive ways to deal with stress and anger; 9) understanding and developing family morals, values and rules; and 10) ways to enhance positive brain development in children and teens. For more details about the evidence-based Nurturing Parenting Program see: <http://www.nurturingparenting.com>

*Strengthening Families* is a 20-session program designed to engage parents in meaningful conversations about research based protective factors that mitigate the negative impacts of trauma. Protective factors include: 1) parental resilience; 2) social connection; 3) knowledge of parenting and of child and youth development; 4) concrete support in times of need; 5) children's social and emotional development; and 6) parent-child relationships. For more details about the evidence-based Strengthening Families program see: <http://www.strengtheningfamiliesprogram.org>

*Parent Cafes* is a model derived from the Strengthening Families Initiative, and is a distinct process that engages parents in meaningful conversations about what matters most – their family and how to strengthen that family by building protective factors. Parent Cafés are focused on building the 5 research based protective factors that mitigate the negative

impacts of trauma. See: <http://www.beststrongfamilies.net/build-protective-factors/parent-cafes/>

*Positive Parenting Program* (Triple P) is an evidence-based 12-hour program, delivered in six 2-hour group meetings with between 8 and 12 parents. The goal of Triple P is to prevent behavioral, emotional and developmental problems by teaching parents skills to reduce parental stress and increase confidence in parenting. The success of Triple P is demonstrated by increased knowledge, skills and confidence, as measured by a Parenting Task Checklist and decreased levels of stress, over-reactivity and hostility, as measured by the Parenting Scale. For more details about the Positive Parenting Program see: <http://www.triplep.net/glo-en/home/>

## *PEI Project 2: Prevention Services for Children 0-5 and Caregivers*

---

### **Community Need**

The first years of life are a period of incredible growth in all areas of a child's development. As defined by *Zero to Three Early Connections*, Infant and Early Childhood Mental Health is the developing capacity of a child from birth to age 5 to form close and secure adult and peer relationships; to experience, manage and express a full range of emotions; and to explore the environment and learn—all in the context of family, community and culture. Infant and Early Childhood Mental Health is an imperative component of early childhood development, and these skills provide a foundation for all other domains of development, such as cognition, speech and language and motor skills.

According to recent data reported by Child Trends, younger children are maltreated at higher rates than older children. For example, in San Joaquin County children under the age of one year have substantiated child abuse allegations at a rate more than four times that of other age groups. We anticipate the data will continue on this trend as the effects of the pandemic continue.

Furthermore, the emotional well-being of young children is directly tied to the functioning of their caregivers and the families in which they live. When these relationships are abusive, neglectful, or otherwise harmful, they are a significant risk factor for the development of early mental health problems. In contrast, when relationships are reliably responsive and supportive, they can actually provide a safeguard for young children from the adverse effects of other stressors. Therefore, we know that reducing the stressors affecting children also requires addressing the stresses on their families.

Supportive services for the 0-5 population under this project would serve to address all of these critical needs. Currently most programs for this age group are only available to youth placed in foster care. Available data and feedback from the community support the need for a more broad-based approach to preventative services for this population.

### **Project Description**

This project aims to offer community-based supportive prevention services to a broader 0-5 population with the goal of helping children and caregivers build secure attachments, promote healthy development, encourage strong emotional health, and prevent emotional disturbances from taking root.

Services will be positive and preventative in nature and consist of monthly to weekly home visits from a trained staff member who provides parenting education and support for optimal family functioning as well as case management and linkage to other community supports as appropriate, in addition to group services and other training opportunities to address identified needs.

Funding will be allocated through contracts with qualified Organizational Providers that demonstrate experience and expertise in serving young children and their families. Contracts will be developed through a public procurement process to identify qualified vendors.

### **Project Components**

Dedicated clinical staff will work directly with children 0-5 and their caregivers through weekly community-based individual and group interventions. Services may be provided in children's homes, day cares, schools, or in the community. Services would focus on both the child and the caregiver.

Interventions and support could include but are not limited to:

- Individual screenings
- Group Services: Facilitate age-appropriate social or other educational rehabilitative groups to help children and their caregivers practice emotional regulation, positive and affirming relationships, and encourage and support bonding. Group rehabilitation services will consist of the use of a short-term evidence based or promising practice curriculum
- One on one relationship-focused services with children and their caregivers that encourages responsiveness, attunement, and attachment.
- Education, information, and support about developmentally appropriate expectations, activities, and strategies for caregivers to feel successful with their child.
- Case Management: Targeted case management services to help children and their caregivers reach their social and emotional goals, by providing education and linking children and/or their caregivers to additional services to support their progress including other Prevention and Early Intervention programs, community resources, or linkage to Behavioral Health Services or another behavioral health provider as appropriate
- Community Outreach, Presentations and Trainings: educate and inform caregivers and other interested community members on relevant issues or topics including but not limited to: signs and symptoms of mental health issues, the effects of trauma, secure attachment, responsive caregiving, the meaning of behavior, developmental ages and stages.
- Collaboration with other providers in a child's life including relatives, care providers, etc.
- Development of interventions for aggressive or other maladaptive behavior
- Supporting parents in coping with/understanding their feelings in order to consistently address and reduce any parenting/attachment issues related to the parent's anger, depression, or other mental health struggles

Program will use the ASQ-SE assessment tool: The Ages & Stages Questionnaires®: Social-Emotional (ASQ-SE) is a parent-completed, highly reliable system focused on social and emotional development in young children. It assists to accurately identify behavior and supports further assessment, specialized intervention, or ongoing monitoring in order to help children reach their fullest potential during their most formative early years

The emotional and behavioral needs of vulnerable infants, toddlers, and preschoolers are best met through coordinated services that focus on their full environment of relationships, including parents, extended family members, home visitors, providers of early care and education, and/or mental health professionals. To this end, services may be done in a conjoint effort with schools, pediatricians, Managed Care Plans, Public Health and/or Human Services Agency in the spirit of whole person care

Referrals sources may include but are not limited to:

- Preschools
- Day Cares
- PCP
- WIC
- Public Health
- Direct Referrals

## PEI Project 3: Mentoring for Transitional Age Youth

---

### Community Need

Research demonstrates that some of the risk factors associated with a higher than average likelihood of developing mental illnesses include adverse childhood experiences, trauma and ongoing stress, family or domestic violence, and prior self-harm or suicide attempts. Early intervention services, including mentoring, are critical to support the ability of youth and young adults to develop resiliency and learn to cope effectively with adverse childhood experiences.

### Project Description

Public agencies or community-based organization(s) serving at risk-youth ages 16-25 will provide culturally appropriate intensive mentoring and support to transitional-age youth with emotional and behavioral difficulties who do not meet the criteria for specialty mental health care. The program will target underserved/unserved very high-risk youth, including youth who are gang involved or at risk of gang involvement, have been sexually exploited as minors or transitional age youth, or have other exposures to violence, criminality, or emotional abuse that have depleted their resiliency.

**Project Goal:** *To reduce the risk of transitional-age youth developing serious and persistent mental illnesses which are associated with adverse childhood experiences, severe trauma or ongoing stress, family or domestic violence, and/or self-harm or suicidal thoughts.*

### Project Components

**Program Referrals:** Individuals needing additional mentoring and support to prevent the onset of serious mental illness may be referred to the program. Referral sources may include but are not limited to: Mobile Crisis Support Team, the Juvenile Justice Center clinical team, other BHS programs, local police departments, the County Probation Department, schools, hospitals, community based organizations, or self-referral.

**Vocational Training:** Program will partner with local businesses to link youth to on-the-job vocational training. Contractor will use funds to reimburse local businesses for hiring youth and providing them with on-the-job vocational training.

**Mentoring and Support Services:** Agencies or community-based organization(s) will provide intensive mentoring and other supportive services to high-risk transitional age youth who require counseling to prevent the onset of a serious emotional disorder but do not otherwise meet the criteria for specialty mental health services. Potential evidence based approaches include:

- *Transitions to Independence (TIP):* TIP is an evidence-based practice designed to engage youth with emotional and/or behavioral difficulties in making a successful transition to adulthood. TIP programs provide case management services and supports to engage youth in activities to help resolve past traumas and achieve personal goals.

TIP mentoring:

- engages youth in their own futures planning process;
  - provides youth with developmentally-appropriate, non-stigmatizing, culturally-competent, and appealing services and supports; and
  - involves youth and their families and other informal key players in a process that prepares and facilitates them in their movement toward greater self-sufficiency and successful achievement of their goals related to relevant transition domains (i.e., employment/career, educational opportunities, living situation, personal effectiveness/wellbeing, and community-life functioning).
- For more details on the TIP model, see: <http://tipstars.org>
- *Gang Reduction and Intervention Programs*: The Gang Reduction and Intervention Programs (GRIP) empower youth to leave or avoid gang life. Programs works closely with local law enforcement, schools and other nonprofits to help at-risk young people develop a positive self-image and a hopeful vision for the future.

GRIP programs are highlighted as promising strategies by the Office of Juvenile Justice and Delinquency Prevention and GRIP programs across the country are currently undergoing evaluation to demonstrate their effectiveness and reliability.

In general GRIP programs are multi-agency collaborations that include strong community- and faith-based organizational participation and that provide interventions and support services to help gang-involved youth and their families (including younger siblings) make positive choices. Often this work requires addressing and healing past traumas. For more details see:

<http://www.ojjdp.gov/programs/ProgSummary.asp?pi=38>

## *PEI Project 4: Coping and Resiliency Education Services*

---

### **Community Need**

Research suggests that children and adolescents who have experienced trauma or abuse, and who do not receive early interventions, are at a greater risk for developing serious mental illnesses later in life. Children who have experienced trauma or abuse require tools to cope with adverse life events and interventions to reduce the long-term effects these events can cause.

### **Project Description**

This project serves children and youth who are engaged by or at risk of engagement by the Child Welfare system. Projects operate in partnership with San Joaquin Child Welfare Services and other child-serving systems. Services are designed to align with statewide mandates to provide early mental health support services to high-risk youth.

***Project Goal:*** *Reduce risk of Post-Traumatic Stress Disorders (PTSD) and other manifestations of trauma exposure, and improve access to treatment for those experiencing symptoms of trauma.*

### **Program Components**

Safe, stable, nurturing relationships for children and their caregivers can provide a buffer against the effects of potential stressors, including exposure to trauma, and are fundamental to developing healthy brain architecture. They also shape the development of children's physical, emotional, social, behavioral, and intellectual capacities. As a result, promoting safe, stable, nurturing relationships and environments can have a positive impact on the development of skills that help children reach their full potential.

Behavioral Health and other child serving systems should work together to ensure that children and youth receive comprehensive trauma screening and timely referrals to the most appropriate level of care, and depending on care needs, short-term behavioral interventions or longer-term treatments. This continuum of care should be offered within children's homes or in other community-based settings.

This project provides screening, individual and group rehabilitative interventions, and referrals to higher levels of care for children who have experienced or are at risk of trauma.

- ***Project Activities:*** San Joaquin County Behavioral Health Services will:
  - Screen children and youth for trauma and trauma-related symptoms.
  - Refer children and youth to appropriate levels of care, including comprehensive behavioral health assessment, as appropriate.
  - Provide short-term problem solving, safety planning, coping and resiliency skill-building to children who do not meet medical necessity for Specialty Mental Health Services.
  - Provide early intervention services for children/youth that are screened out of Pathways to Wellbeing due to a decreased level of acuity.

***Trauma-Informed Interventions:*** Once screened, children and youth will be linked to supportive short-term evidence-based interventions to address previous traumas and sustain them through difficult transitions. Interventions will be provided at clinic, community-and or home-based locations, and may include the following:

- *PRAXES (Parents Reach Achieve and eXcel through Empowerment Strategies) Empowerment for Families*—Training and education by behavioral health providers to help resource families and other caregivers cope with expectations; develop stress management techniques; reintegrate children and youth with their families; and handle child’s trauma. For more information see <http://www.praxesmodel.com/>. Trained staff will provide one on one and group support and education.
- *Child Intensive Model* —12 session program for children ages 5-11. This curriculum mirrors the PRAXES components but is interactive and configured for younger children.
- *Youth Intensive Model*—12 session program for youth ages 12-18. This curriculum mirrors the PRAXES components but is interactive and configured for adolescents.
- *Modular Approach to Therapy for Children with Anxiety, Depression, Trauma, or Conduct Problems* – MATCH-ADTC is individualized Clinical therapy for children, ages 6-12, using a collection of therapeutic components to use in day-to-day practice. The components include cognitive behavioral therapy, parent training, coping skills, problem solving and safety planning. The modules are designed to be delivered in an order guided by clinical flowcharts based on primary area of concern (e.g., trauma-related issues). For more information, see <http://nrepp.samhsa.gov/ProgramProfile.aspx?id=64>

*Trauma Informed Training:* BHS will offer training on the causes and effects of adverse childhood experiences such as child abuse and neglect, strategies for dealing with trauma reactions; and strategies for self-care. BHS will use an evidence-based curriculum such as:

- *Caring for Children Who Have Experienced Trauma: A Workshop for Resource Parents* – This is a PowerPoint-based training designed to be taught by mental health professionals and a foster parent co-facilitator. The curriculum includes case studies of representative foster children, ages 8 months – 15 years, and addresses secondary traumatic stress in caregivers. The training includes a Participant Handbook with extended resources on Trauma 101; Understanding Trauma’s Effects; Building a Safe Place; Dealing with Feelings and Behaviors; Connections and Healing; Becoming an Advocate; and Taking Care of Yourself. For more information, see <http://www.nctsn.org/products/caring-for-children-who-have-experienced-trauma>

*Collaborative Meetings:* San Joaquin County BHS participates in ongoing meetings with other child serving systems and committees. Meeting objectives will include the ongoing development of seamless referral processes to support timely trauma screenings and interventions. The collaborative will explore community needs, service gaps, and effective strategies for addressing childhood and adolescent trauma within the County.

*Outreach and Engagement:* Aims to inform the public about mental health programs and services for youth, address stigma, and encourage linkage to appropriate services through attendance at community events, health fairs, school functions, etc. Activities focus on reaching a wide diversity of backgrounds and perspectives represented throughout the county as well as creating and sustaining partnerships

with schools, community based organizations, faith based organizations, historically disenfranchised communities, and other county departments.

## *PEI Project 5: School-Based Prevention Services*

---

### **Community Need**

Research suggests that children and adolescents who have experienced trauma or abuse, and who do not receive early interventions, are at a greater risk for developing serious mental illnesses later in life. Children who have experienced trauma or abuse require tools to cope with adverse life events and interventions to reduce the long-term effects these events can cause.

### **Project Description**

This project will provide group and individual skill building and rehabilitative prevention services for children and youth who have been impacted by adverse childhood experiences, have social-emotional or behavioral issues, and/or are at risk of severe emotional disturbance. The objective is to reduce risk factors and improve protective factors. This program will also focus on the improvement of social and emotional regulation for children and youth. Services may be provided in the school or in the classroom but may extend into the home, which will increase the child's ability to learn and develop. The project focuses on a team concept, partnering school personnel with clinical staff in the classroom to solidify the collaborative approach to the project.

This project will operate in schools that provide public education services (including public charter schools) to children and youth who may be at a greater than average risk of developing a potentially serious mental illness. The students from the eligible schools may receive these services at school site, or under special circumstances at an alternate location (provider clinic, compliant remote methods etc.) as appropriate during off school periods due to school closure, student illness, or a national emergency, in order to ensure continuation of services to the students. Examples of risk factors include but are not limited, adverse childhood experiences, experience of trauma, ongoing stress, exposure to drugs or toxins including in the womb, poverty, family conflict or domestic violence, experiences of racism and social inequality, etc.

In the event of a public health emergency, in order to ensure the support services are still available to students in need, the BHS Director will have the option to recommend a temporary change of funding structure of the program to the Board of Supervisors.

**Target Population:** Public schools in San Joaquin County that are eligible for program activities must meet one or more of the following criteria:

High School Criteria (9-12):

- At least 60% of enrolled students are eligible for free meals; or
- At least 65% of enrolled students are eligible for free or reduced price meals (FRPM)

Elementary / Middle School Criteria (K-8):

- At least 70% of enrolled students are eligible for free meals; or
- At least 75% of enrolled students are eligible for free or reduced price meals (FRPM)

Exceptions: A school district may contact BHS to request school-based intervention services following a traumatic event that affects the majority of students in the school and/or a public health emergency.

While schools who meet the above threshold will be given priority, other schools may be considered if funding allows.

**Project Goal:** *Reduce risk of Post-Traumatic Stress Disorders (PTSD) and other manifestations of trauma exposure and improve access to treatment for those experiencing symptoms of trauma.*

### **Project Components**

Qualified Organizational Providers shall assign dedicated clinical staff to work with participating schools. Dedicated clinical staff are participants of a school-team that helps every student achieve their best educational potential. The purpose of clinical staff on campus is to provide mental health early interventions for children and youth who are determined to have mental health concerns that cannot be addressed through the school's usual behavior management policies or through an individual education plan.

Clinical staff will provide:

1. **Rehabilitative Groups:** Facilitate age-appropriate cognitive behavioral or other skill building groups to help children and youth practice impulse control, emotional regulation, positive & affirming relationships with peers and adults, etc. Group activities will follow an approved evidence based or promising practice curriculum. Groups should be offered on campus and at times appropriate for school-age children, such as during lunch or after school, in order to minimize loss of classroom time. If groups are not feasible due to public health emergencies or other unforeseen circumstances the group material can be done with youth individually.
2. **Case Management:** Targeted case management services to help children reach their mental health goals, by providing education on mental health issues, and linking children to services such as more intensive services on campus, or referral to more appropriate services within the community or to BHS.
3. **Referrals:** Referrals to the School Based Prevention Services can come from school staff or caregivers of the students. All children screened will be assessed to determine if they are appropriate for the short-term prevention services or whether they should be immediately referred to more specialized services. All children receiving short-term prevention services will be continuously monitored to determine if, during the services or at completion, they should be referred to more intensive services. If a youth is identified as needing more intensive services, the program will ensure youth is linked to those services.
4. **Training:** Project staff will educate and inform school staff and caregivers on relevant issues or topics including mental health services, signs and symptoms of mental health issues, the effects of trauma, and trauma-informed behavioral interventions. Staff time spent on staff/caregiver training, building relationships with school staff specific to beginning the program implementation, developing program policies/procedures/protocols, whole classroom observations (not related to a specific child), referral management, and other school wide case management/coordination support will be identified and billed as training, not to exceed 20 hours per school site, per year.

5. **Indirect Services:** Project staff will provide indirect services as appropriate to ensure successful implementation and integration of the program and available services on to campuses. Examples of indirect activities include: Follow up on referrals for clients that are not yet open, including field based travel to connect with potential referrals, school meetings for potential clients who are not yet open, clarifying services with school staff, exploring if potential referrals are appropriate, referral and linkage for clients who don't open to services.
6. **Program Operations and Supervision:**
- Clinical and operational supervision of all program staff; including tracking of hours and activities conducted through this project.
  - Convene meetings of the clinical team at least twice a month to share lessons learned and discuss strategies for improving services at school sites.
  - Ensure proper documentation.
  - Participation in quarterly services meetings with BHS and School Districts' project coordinators.
  - Submission of quarterly reports, participation in ongoing data collection, and compliance with all evaluation and contract monitoring activities

## PEI Project 6: Early Interventions to Treat Psychosis

---

### Community Need

Research suggests that it is possible to prevent the acute onset of major psychotic disorders through a systematic approach to early identification and treatment. Identifying and responding appropriately to the condition early can prevent disability and may prevent the onset of the acute stage of illness. Psychotic disorders rarely emerge suddenly. Most often, the symptoms evolve and become gradually worse over a period of months or even years. Early symptoms of cognitive and sensory changes often go undiagnosed which can cause significant disability before the illness becomes acute and is diagnosed.

### Project Description

The Early Interventions to Treat Psychosis (EITP) program provides an integrated set of promising practices that research has indicated will slow the progression of psychosis, early in its onset. The EITP program will offer a combination of outreach, engagement, and evidenced-based treatments and supports, delivered to individuals throughout San Joaquin County, age 14-34, who have experienced their first full psychotic episode in the past two years or who are showing prodromal symptoms of psychosis.

Promising models include, but are not limited to:

1. Early Assessment and Support Alliance (EASA)  
Refer to: <http://www.easacommunity.org/>
2. Portland Identification and Early Referral Program (PIER)  
Refer to: <http://www.rwjf.org/en/research-publications/find-rwjf-research/2013/10/early-detection-and-intervention-for-the-prevention-of-psychosis.html>

**Project Goal:** *To identify and provide treatment to individuals who have experienced their first full psychotic episode in the past two years or who are showing prodromal symptoms of psychosis in order to prevent disability and the onset of the acute stage of illness.*

### Project Components

- **Program Referrals** - Referrals to the EITP can come by a variety of resources, however, approval for program enrollment will be the responsibility of BHS or designated contract staff.
- **Outreach and Engagement** - Trained clinicians and peers will provide presentations to community agencies and organizations, service providers, and community members about early identification of schizophrenia and the services available to promote remission and recovery. Assessments will be provided in peoples' homes and in locations of their choosing. Active engagement efforts will aim to discourage individuals from dropping services once they are enrolled.
- **Assessment and Diagnosis** – Trained clinicians will conduct a strength-based, recovery-oriented assessment using formal clinical assessment tools. There will be a follow up conducted every 12 months to determine exit readiness using an evidenced-based or promising practice tool or method.
- **Cognitive Behavioral Therapy (CBT)** – CBT has been demonstrated in numerous research studies to be effective for depression, anxiety disorders, substance abuse, bipolar disorder, and schizophrenia (as an adjunct to medication), and for a variety of medical problems with psychological components.

Cognitive Behavioral Therapists use a wide variety of techniques to help patients change their cognitions, behavior, mood, and physiology. Techniques may be cognitive, behavioral, environmental, biological, supportive, interpersonal, or experimental. Cognitive-behavioral techniques include psycho-education, relaxation, social problem solving and cognitive restructuring.

- **Education and Support Groups** – Provide rehabilitation and support groups, based on evidence based or promising practices, for consumers and family members. These groups will be designed to inform consumers and family members about mental illness, educate on how to access services needed, techniques of developing coping skills, and creating a social support system.
- **Medication Management:** Provide medication management services to educate consumers regarding their psychiatric medications, symptoms, side effects and individualizing dosage schedules. Medications must be deemed effective and follow the current accepted standards of practice in the psychiatric community.
- **Individualized Support and Case Management:** Case managers will work with clients and family members to address depression, substance abuse, family issues, and other challenges that impede recovery. Case managers will work to ensure that clients find and keep meaningful work, education, and permanent housing.

## *PEI Project 7: Community Trauma Services for Adults and Transitional Age Youth*

### **Community Need**

Adults and Transitional Age Youth who have experienced (or are currently experiencing) childhood trauma, sexual trauma, generational trauma, domestic violence, community violence, traumatic loss, racism-related trauma, sexual-identity related trauma, or military trauma are at heightened risk for post-traumatic stress reactions, severe anxiety disorders, depression, and/or co-occurring trauma and substance use disorders.

### **Project Description**

PEI funding will be awarded to one or more community partners with expertise in providing licensed, clinical mental health treatment services to individuals with mild to moderate post-traumatic stress disorder (PTSD) and associated stress disorders. Partner organizations must also be able to demonstrate a capacity to provide culturally competent services that address the needs of unserved and underserved populations, especially those from disadvantaged communities with compounded negative social determinants of health.

The target populations for this program are adults (26-59) and transitional age youth (16-25) who are especially vulnerable to the adverse consequences of mental health challenges. Vulnerable populations include, but are not limited to communities of color, immigrants, refugees, uninsured adults, Veterans, LGBTQ individuals, those with Limited English Proficient (LEP), and adults & TAY with disabilities.

Particular focus shall be on individuals from low-income communities and communities of color where systemic oppression and social determinants of health have resulted in negative life outcomes.

Additional priority populations are:

- Victims of intentional trauma (gunshot wounds, assaults, and stabbings) identified by the San Joaquin General Hospital's *Victim Services Coordination Team*.

Organizations will provide trauma informed care and create trauma informed cultures and organizational practices.

**Program Goal:** *Address and promote recovery amongst adults with emerging PTSD and/or associated stress disorders to improve functioning and reduce negative outcomes associated with untreated mental health conditions.*

### **Project Components**

At a minimum, the following activities will be conducted by all projects within this program.

1. **Screening and Assessment:** Use of a validated screening or assessment tool to screen for trauma, anxiety, depression, or other behavioral health concerns. Examples of validated tools

include, but are not limited to, the PHQ-9, PTSD Checklist, Life Event Checklist, Abbreviated PCL-L, Trauma Symptom Checklist -40, Los Angeles Symptom Checklist (Adult Version), etc. Screening and assessment tools must be approved by BHS prior to beginning services.

2. **Case Plan:** Each individual shall have an individualized case plan, based upon the findings of the assessment.
3. **Benefit Assistance:** Each individual shall meet with a benefit assistance specialist to determine eligibility for health care coverage and or other benefits and receive application assistance. Benefit assistance should also include ongoing consumer education on the importance of maintaining coverage and address misconceptions about coverage and confidentiality.
4. **Case Management:** Targeted case management services to help adults and older adults reach their mental health goals, by providing education on mental health issues and linking individuals to available community services and supports, including primary health care.
5. **Rehabilitative Services:** As clinically appropriate, services may include skill building groups and activities or other group rehabilitative services provided by trained (bachelor's level) social workers, nurses, or other health professionals.
6. **Short-term Clinical Treatments (Early Interventions):** Individual or group counseling using one or more trauma-responsive evidence-based practices for which a substantial body of research evidence exists. Approaches are implemented by trained (master's level) clinicians or mental health professionals. Examples of evidence based practices include, but are not limited to:
  - Seeking Safety
  - Trauma Focused Cognitive Behavioral Therapy (TF-CBT)
  - Trauma Affect Regulation: Guide for Education & Therapy (TARGET)

A further listing of evidence based programs and practices may be found at:

- National Registry of Evidence Based Programs and Practices
- California Evidence Based Clearinghouse

7. **Referrals:** All participants screened will be assessed to determine if they are appropriate for the short-term intervention or whether they should be immediately referred to more specialized services. BHS may refer clients to this program.
8. **Staffing:** At least one of the staff dedicated to each project will be a licensed mental health clinician, two years post licensure, to supervise the work of other clinical staff.

## *PEI Project 8: Forensic Prevention and Engagement*

### **Community Need:**

Repeat offenders with behavioral health concerns may be charged and remanded to one of San Joaquin County Superior Court's Collaborative Court Programs designed for individuals with behavioral health or other special concerns. BHS currently provides mental health treatment interventions for all individuals served by the collaborative court system with serious mental illnesses through its Forensic Full Service Partnership Program. Through PEI funding, behavioral health services may also be provided to eligible collaborative court participants with mild/moderate or emerging mental health concerns.

**Project Description:** BHS will provide funding to a community based organization to work with individuals with mild-moderate mental health concerns that, left untreated are resulting in repeat incarcerations, prolonged suffering, and risk of homelessness. This project is a collaborative endeavor between BHS, San Joaquin County Probation Department, and the Superior Court. Activities may include but are not limited to screening and assessment, individualized case management, rehabilitative groups and activities, and navigation support to engage and maintain in needed treatment services, including substance use treatment services.

### **Project Components:**

- Outreach: Meet with clients while they are custody or remanded to court to establish rapport, complete a client assessment, and develop a case plan.
- Assessment: Develop an assessment of client needs and strengths. Include both long term and short term mental health needs. Include assessment of alcohol and other drugs and develop a client treatment plan for mental health and substance use treatment services.
- Placement and Stabilization Planning: Work with clients to review housing options. For some clients this may include developing a plan to reunify them with their families.
- Continuing Care Planning: Work with client and or family members to develop a plan for continued engagement in treatment. This may include obtaining assistance with needed medications or arranging transportation to appointments.
- Client Engagement: Provide frequent, low demand contacts with clients where they live or are most comfortable.
- Case Management: Assist clients in accessing primary and behavioral health care services, peer-based services, and financial, educational, prevocational, rehabilitative or other community based services and supports needed by clients to meet their personal goals.
- Meaningful Activities: Provide support and linkages for clients to enroll in educational vocational programs (including pre-vocational readiness to work programs) and /or community service activities.

## *PEI Project 9: Prevention and Early Intervention for Older Adults*

---

### **Community Need:**

Community stakeholders and older adults have expressed the need for prevention services for older adults in San Joaquin County. Older adults, those aged 60 or above, may suffer from undiagnosed developing mental health disorders. As a growing age group in San Joaquin County, it is imperative to provide prevention services to those individuals in need of additional prevention and early intervention supports by skill building and early intervention supports.

### **Target Population:**

Older Adults (60+ years old), including individuals from underserved populations such as Latino, Asian, African American, LGBTQ, low income, and geographically isolated.

### **Project Description**

BHS will implement the Program to Encourage Active, Rewarding Lives (PEARLS), evidence based program, to educate older adults about what depression (and is not) and helps them develop skills they need for self-sufficiency and more active lives. This program takes place in six to eight sessions over the course of four to five months in an older adult's home or a community-based setting that is more accessible and comfortable for older adults who do not see other mental health programs as a good fit for them.

- PEARLS is an effective skill-building program that helps older adults manage and reduce their feelings of depression and isolation
- PEARLS adapts to the participant and the place and the need
- PEARLS is adaptable to various community needs and helps expand access to depression care in underserved communities, including rural ones.
- PEARLS meets older adults where they are, especially those who have limited access to depression care because of systematic racism, trauma, language barriers, low income, and other factor leading to determinants of health

### **Project Components:**

Program providers (internal and community based providers) will be fully trained in the evidence-based model for PEARLS. The PEARLS program will be the catalyst for initial engagement with the older adult population to provide key skill building supports and provide access to timely medically necessary early intervention services.

### **Program Goals**

- Early identification of mental/emotional difficulties and increased timely access to medically necessary services

- Increased provider awareness of the mental health needs of older adults and linkage to appropriate community resources
- Reduced stigma around mental health and help seeking with the older adult community
- Reduced prolonged suffering by increasing protective factors and reducing risk factors

## PEI Project 10: Whole Person Care

---

### Community Need

Individuals with mental illnesses are at high risk of becoming homeless. Individuals who are homeless are at greater risk of being unserved or underserved by mental health services. In San Joaquin County approximately 30% of homeless individuals are believed to have some level of mental health concern. Targeted efforts are needed to help homeless individuals, and those at risk of homelessness upon discharge from an institution, access services including behavioral health treatment.

### Project Description

The purpose of San Joaquin County's Public Health and Behavioral Health integrated Whole Person Care project is to test interventions and create a care management infrastructure to better support individuals who are at high risk of untreated mental illness *and* are high utilizers of health care services. Program services target those who over-utilize emergency department services, have a mental health and/or substance use disorder, or are homeless or at risk for homelessness upon discharge from an institution.

### Project Components

#### Public Health Whole Person Care, Outreach, Education, and Engagement Team:

- *Homeless Outreach Team* provides outreach and engagement to individuals experiencing homelessness in San Joaquin County. Chronic and persistent homelessness is correlated to serious mental illness. An existing homeless outreach team will be expanded through MHSA expenditures. Outreach team members will conduct outreach and engagement to enroll individuals into program services and offer non- Medi-Cal reimbursable services such as transportation, meals, information and other supports to stabilize individuals and build rapport.
  - Conduct outreach and engagement to enroll individuals into program services.
  - Offer a variety of non- Medi-Cal reimbursable services such as transportation, meals, resources, information, and other supports to stabilize individuals and build rapport.
  - Conduct outreach, education, engagement, and follow-up with homeless individuals referred by community partners, health plans, and the BHS Mobile Crisis Support Team for further mental health treatment interventions.

#### BHS Linkage and Treatment Team:

- *BHS Linkage Team* will work with homeless outreach team to provide street outreach, communication and coordination with law enforcement partners, enthusiastic engagement and screening for behavioral health concerns, transport to clinic or other locations for psychosocial

assessments, ongoing case management, be the warm hand team to receive referrals from the community into treatment services, family engagement / reunification opportunities.

## *PEI Project 11: Cultural Brokers*

---

### **Community Need:**

Community Stakeholders have expressed the need to provide culturally congruent and linguistically appropriate Outreach and Engagement to underserved and unserved communities of color in San Joaquin County. The lack of cultural brokers within the community has created a mistrust within communities of color and has increased stigma towards mental health needs of the community; driving disparities within the context of mental health and substance use disorder services.

### **Project Description**

PEI funding will be awarded to one or more community partners with expertise in outreach and engagement for underserved communities to inform and educate community members about the causes and symptoms of mental illness and substance use disorders. Partners will provide training related to mental health and substance use disorders with emphasis on stigma reduction, education of local resources, treatment options, and referrals to appropriate behavioral health clinics in the community.

### **Target Population**

Community Stakeholder defined underserved and unserved cultural communities: African American, Latino/a/x, and Asian and Pacific Islander.

### **Project Components:**

- **Intensive Outreach & Engagement** – providers will utilize the Promotoras Model or similar evidenced based community cultural engagement model to conduct intensive outreach and engagement activities for underserved communities in San Joaquin County.
- **Education and Presentation** – providers will provide community presentation and education at local community events to inform community leaders and community members of the nature of mental health illnesses and substance use disorders and how to seek assistance. Presentations will be specific to stigma reduction, education on local resources, culturally and linguistically appropriate information and education.
- **Information and Education Campaign** – providers will be key informant stakeholders in the development of San Joaquin County's Information and Education Campaign (PEI Project 11) and Suicide Prevention and Education in the Community Campaign (PEI Project 13).
- **Community Events** – providers will coordinate and/or attend health related events and activities to provide mental health information to targeted underserved communities.

- **Access and Linkage to Treatment** – providers will coordinate “warm-hand” activities to promote referral pathway to behavioral health clinics that provide clinical services to mild to moderate and/or severe mental illness clients to receive appropriate level of care.

#### **Program Goals**

- Increase the receptiveness of San Joaquin County underserved populations in seeking Mental Health Services each year.
- Increase awareness of Mental Health Services by providing and attending targeted health fair events throughout San Joaquin County

## *PEI Project 12: Increasing Recognition of Mental Illnesses*

---

### **Community Need**

Mental illnesses are common, and failure to provide appropriate and timely treatment can have serious and detrimental consequences for individuals, families, and communities. Community trainings to increase the recognition of early signs of mental illnesses and to effectively respond and link individuals to services are needed to improve timely access to mental health services for all individuals, and especially for individuals and/or families from underserved populations.

### **Project Description**

Trainings will reach out to community leaders and community based organizations, service providers, college instructors, religious or spiritual leaders, and consumers and family members to provide information on how to increase recognition and respond effectively to the signs and symptoms of potentially severe and disabling mental illness. Trainings are also offered to consumers, parents/guardians, and other family members in order to provide information about mental health conditions that encourage individuals and families to overcome negative attitudes or perceptions about mental illnesses, recent diagnosis, and/or help seeking behavior.

***Project Goal:*** *To develop community members as effective partners in identifying individuals in need of treatment interventions early in the emergence of a mental illness and preventing the escalation of mental health crises and promoting behavioral health recovery.*

### **Project Components**

Trained instructors will provide evidence-based classes to service providers, consumers and family members. For more information see: <http://www.nami.org/> and [www.mentalhealthfirstaid.org](http://www.mentalhealthfirstaid.org)

#### **Project 1: Community Trainings for Potential Responders**

- **Provider Education Program (PEP):** PEP was developed by NAMI and helps providers who work with individuals living with mental illness to understand the experiences of mental illness from the perspective of the individual and family member. The five 2.5 hour sessions help participants increase their empathy and professional skills. Two PEP classes will be offered per year.
- **Parents and Teachers as Allies:** The Parents and Teachers as Allies is a 2-hour in service program that helps school professionals identify the warning signs of early-onset mental illness in children and adolescents in school.
- **Crisis Intervention Training for Law Enforcement:** BHS works in partnership with the Sheriff and local police departments to offer crisis intervention trainings for law enforcement. Courses include an 8-hour POST-certified training curriculum (POST is the Peace Officer Standard and Training Commission for the State of California.) A 40-hour training is also available for officers designated as Mental Health Liaisons.

- **Mental Health First Aid (MHFA):** Mental Health First Aid is an 8-hour course that teaches how to help someone who may be experiencing a mental health or substance use challenge. The training teaches community members who to identify, understand, and respond to signs of addictions and mental illness. Two trainings are offered in San Joaquin County. Mental Health First Aid and Youth Mental Health First Aid (YMHFA). In 2023-24, BHS will provide Mini grants for organizations to become Trainers in MHFA and YMHFA.
- **Trauma-Informed Care:** Training will assist responders in recognizing trauma-related symptoms and concerns and in the interventions helpful to individuals affected by trauma.

## **Project 2: Community Education:**

- **In Our Own Voices (IOOV):** IOOV are 60-90 minute presentations to illustrate the individual realities of living with mental illness. The objective is to change attitudes, preconceived notions and remove stereotypes regarding mental illness. Each year, 40 presentations are planned throughout the county (32 in English and 8 in Spanish).
- **Family to Family (F2F):** F2F is a 12-session educational program designed for family members of adults living with mental illness. The program is taught by trained teachers who are also family members and offers hope, inspiration, and practical tips for families supporting recovery and wellness efforts. It is a designated evidence based practice that has been shown to significantly improve coping and problem-solving abilities of the people closest to an individual living with a mental illness.
- **Peer to Peer (P2):** P2P program provides up-to-date research on brain biology, a personalized relapse prevention plan, tools to prepare for interactions with health care providers, and skills for decision-making and reducing stress. Classes are 10, 2-hour sessions designed for adults living with mental illness. Classes are offered in English and Spanish.
- **NAMI Basics:** A six-session class for parents and caregivers of children and adolescents who are experiencing symptoms of a mental illness or who have been diagnosed. The program offers facts about mental health conditions and tips for supporting children and adolescents at home, school, and when they are getting medical care.

## *PEI Project 13: Information and Education Campaign*

---

### **Community Need**

Too many individuals remain unserved by community mental health services owing to negative feelings attitudes, beliefs, perceptions, stereotypes, and/or discrimination related to being diagnosed with a mental illness, having a mental illness, or seeking mental health services. The overarching purpose of the *PEI Information and Education Campaign* is to increase acceptance and understanding of mental illnesses, substance use disorders and seeking behavioral health services; to increase help seeking behaviors; and to promote equity in care and reduce disparities in access to mental health services and substance use disorder services.

### **Project Description**

BHS will work with a contracted program partner to develop, host, and manage a public information and education campaign intended to reduce multiple stigmas that have been shown to discourage individuals from seeking mental health services and substance use disorder services. The information and education campaign will include language, approaches, and social/media markets that are culturally and linguistically relevant and congruent with the values of underserved populations.

**Project Goal:** *To reduce stigma towards individuals with a mental illness and/or substance use disorder and increase self-acceptance, dignity, inclusion and equity for individuals with a behavioral health challenge and members of their family.*

### **Project Components**

To develop and promote a public information and education campaign using: (1) positive, factual messages and approaches with a focus on recovery, wellness, and resilience; (2) culturally relevant language, practices, and concepts geared to the diverse population of San Joaquin County; and (3) straightforward terms – not jargon – to explain when, where, and how to get help.

*Self-Acceptance:* Understanding and accepting a mental health and or substance use disorder diagnosis can be a lengthy process for consumers and their family members; one made more difficult by a lack of relevant information. The primary focus of the *Information and Education Campaign* will be a re-imagining of how information about mental illness, substance use disorder, treatment options, and pathways to services are made available to consumers and family members. Currently BHS and others rely heavily on website pages and brochures which provide relatively static information. With today's technology, there are better and more easily navigable ways to provide individualized information on mental illnesses and substance use disorders and how to get the help needed. Accepting a diagnosis is easier when there are meaningful examples of recovery; accessible pathways to services; tangible recovery milestones; and clarity on when, why, and how treatment is escalated. A secondary purpose of this work will be to increase *timely* access to services for those first accepting a diagnosis of a mental illness and/or substance use disorder.

*Dignity:* Promoting dignity in the delivery of mental health services and/or substance use services is a fundamental value of San Joaquin County Behavioral Health Services. At BHS, consumer driven services are a fundamental tenant of how treatment and recovery plans are developed. The *Information and*

*Education Campaign* will include the development of simple step-by-step instructions for consumers to develop their own recovery pathway. Specific education campaign items will be accessed through the web-site, touch screen portals, and informational brochures. Examples of the types of items that will be addressed include, but are not limited to: developing and updating a Wellness Recovery Action Plan (WRAP), having a peer partner assigned; asking for a second opinion; patient rights, expectations for timely access to services; and escalating questions or concerns to a consumer advocate.

*Inclusion:* The target population for the *Information and Education* campaign will be all residents of San Joaquin County and it is important to provide education to people who are not actively seeking information on mental health issues and substance use disorders such that there is broader acceptance of behavioral health concerns as a normalized experience; and a broader acceptance of people with mental illnesses in classrooms, workplaces, on playgrounds, and in the community. Hence, some efforts are needed to ensure that the education materials designed to reduce stigma towards mental illness and substance use disorders are broadly accessible in the community: on billboards, information kiosks, and prominently posted in public locations such as libraries, community colleges, post offices, court houses.

*Equity:* Equity means equal access to services; but it also means equal inclusion in the development of services and supports, the information that is generated about services and supports, and in the distribution of information and education materials. In developing a stigma and discrimination reduction campaign that is linguistically competent and culturally congruent to the values of the population the developers of the *Information and Education Campaign* will engage consumers, family members, youth, and underserved communities to provide guidance and feedback on the development of the *Information and Education Campaign*. At a minimum it is anticipated that *Information and Education Campaign* materials will be developed in English and Spanish and that a targeted information and education campaign will be developed for Spanish-speaking residents of San Joaquin County which may include billboards, social media, or other public or direct-contact approaches.

## PEI Project 14: Suicide Prevention with Schools

---

### Community Need

Suicide is a preventable consequence of untreated mental illnesses. Suicide prevention campaigns can effectively reduce the stigma associated with seeking mental health services and provide and promote suicide prevention resources, including alert helpers to link individuals to services. Broad suicide prevention strategies are needed to reduce stigma for help seeking behaviors and to increase awareness of suicide risk in San Joaquin County amongst children, youth, and adults.

### Project Description

The suicide prevention project will include both universal and targeted suicide prevention efforts.

- Comprehensive school-based suicide prevention programs for students and school personnel in San Joaquin County. Targeted suicide prevention activities will include:
  - Evidence-based suicide education campaigns.
  - Depression screenings and referrals to appropriate mental health interventions.

**Project Goal:** *The project is designed to identify and refer individuals at risk of self-harming and suicidal behaviors and to reduce stigma for help-seeking behavior.*

### Project Components

**Suicide Prevention with Schools** – Develop comprehensive school-based suicide prevention and education campaign for school personnel and students. Activities include depression screening and referral services which will result in the timely identification and referral of students at risk of self-harming and/or suicidal behaviors to mental health services. Programs must operate in partnership with one or more schools or school districts. At a minimum the program will include:

- School personnel will be trained in an evidence-based practice to understand suicide, recognize suicide risk behavior in students, and to refer students for assistance, and
- Students at participating schools will receive evidence-based suicide prevention education.

#### An Evidence-Based Suicide Education Campaign

Implement one or more of the following evidence-based practices for both school personnel and students:

- Yellow Ribbon Suicide Prevention Campaign
  - Implement the evidence-based *Yellow Ribbon Campaign* with its four essential stages:
    - Planning sessions with school leaders;
    - *Be a Link® Adult Gatekeeper Training* for school personnel and *Ask 4 Help® Youth Gatekeeper Training* for youth leaders, followed by school-wide student assemblies;
    - Booster training and training for new staff members and students; and
    - Establishment of community task forces to ensure ongoing resource connections, awareness reminders, event coordination, and expanded gatekeeper training.

The *Yellow Ribbon Suicide Campaign* will be implemented in accordance with the evidence-based practice. See: [http://www.mhawisconsin.org/Data/Sites/1/media/gls/yellow\\_ribbon.pdf](http://www.mhawisconsin.org/Data/Sites/1/media/gls/yellow_ribbon.pdf)

### Suicide Prevention Education and Awareness Training

Planning conversations will be coordinated with participating schools to evaluate and select an education model suitable to that school and student population. Options to select from include but are not limited to: QPR and/or SafeTalk.

- **Question, Persuade, Refer (QPR)**  
Provide QPR Gatekeeper Training for Suicide Prevention to school personnel to train them to engage and intervene with youth who are displaying or discussing suicidal or self-harming behaviors. QPR will be implemented in accordance with the evidence-based practice described at: <http://www.qprinstitute.com>
- **SafeTALK Workshops**  
Provide *SafeTALK* workshops for individuals ages 15 and over at participating schools to assist in the recognition and identification of individuals with thoughts of suicide, and to connect them to mental health resources. *SafeTALK* will be implemented in accordance with the evidence-based program detailed at: <https://www.livingworks.net/programs/safetalk/>

SafeTALK workshops teach youth to be “alert helpers” who are better able to move beyond common tendencies to miss, dismiss, or avoid suicide; to identify individuals with suicidal thoughts; and to help connect a person with suicidal thoughts to suicide intervention responders.

SafeTALK includes the following practice requirements:

- Workshops must be conducted by a registered safeTALK trainer and held over three consecutive hours;
- A community support resource (such as a trained volunteer, safety officer, or mental health professional) must be present to support any participants who experience difficulty;
- Each workshop will have between 10 and 30 participants.

Workshop materials, including participant workbooks, wallet cards, and stickers, are available from LivingWorks (<https://www.livingworks.net/programs/safetalk/>).

### Depression Screening and Referral

Provide depression screenings and referrals on school sites for high-school students throughout San Joaquin County. Screenings will be delivered by qualified personnel and provided to adolescents exhibiting signs of depression. An evidence-based screening tool will be used. Potential depression screening tools include but are not limited to:

- **Patient Health Questionnaire-9 for Adolescents** - Depression is common among adolescents. In response to the growing evidence for effective treatments for depression among adolescents, the US Preventive Services Task Force now recommends screening for depression among adolescents in primary care settings. The PHQ-9 has good sensitivity and specificity for detecting major depression among adolescents in the primary care setting. For more information on the PHQ-9 see: <http://www.ncbi.nlm.nih.gov/pmc/articles/PMC1495268/>
- **Center for Epidemiological Studies Depression Scale for Children - (CES-DC)** is a 20-item self-report depression inventory used as initial screener and/or measure of treatment progress. Scores may indicate depressive symptoms in children and adolescents as well as significant

levels of depression. For more information on CES-DC see:

[http://www.brightfutures.org/mentalhealth/pdf/professionals/bridges/ces\\_dc.pdf](http://www.brightfutures.org/mentalhealth/pdf/professionals/bridges/ces_dc.pdf)

Following the screenings, youth may be referred to one or more of the following: individual therapy with a qualified mental health clinician; further assessments and screenings for medication evaluation; and/or school-based depression support groups including but not limited to:

The CAST curriculum is a high school-based suicide prevention program targeting youth 14 to 19 years old. CAST delivers life-skills training and social support in a small-group format (6-8 students per group). The program consists of twelve 55-minute group sessions administered over 6 weeks. CAST serves as a follow-up program for youth who have been identified through screening as being at significant risk for suicide. CAST's skills training sessions target three overall goals: increased mood management (depression and anger), improved school performance, and decreased drug involvement. Group sessions incorporate key concepts, objectives, and skills that inform a group generated implementation plan for the CAST leader. Sessions focus on group support, goal setting and monitoring, self-esteem, decision making skills, better management of anger and depression, "school smarts," control of drug use with relapse prevention, and self-recognition of progress through the program. Each session helps youth apply newly acquired skills and increase support from family and other trusted adults. Detailed lesson plans specify the type of motivational preparation, teaching, skills practice, and coaching activities appropriate for at-risk youth. Every session ends with "Lifework" assignments that call for the youth to practice the session's skills with a specific person in their school, home, or peer-group environment.'

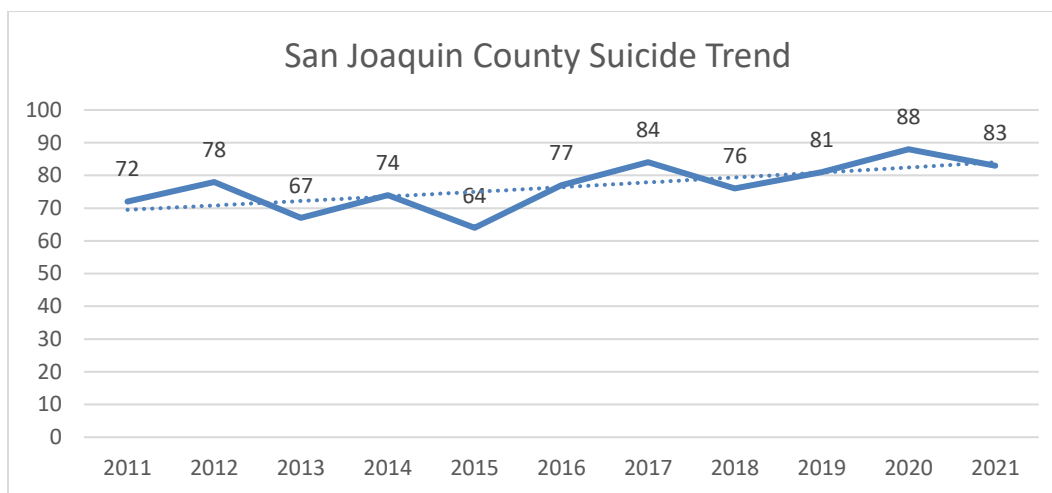
Break Free from Depression is a school-based curriculum designed to increase adolescents' awareness and knowledge about depression, enhance their ability to recognize signs and symptoms in themselves and their friends, and increase students' skills and strategies for finding help for themselves and their peers. This 4-session curriculum for high school students combines didactic and interactive activities. The cornerstone of the curriculum is a documentary that focuses on a diverse group of real adolescents (not actors) talking about their struggles with depression and suicide in their own words. They discuss stigmas often associated with depression, their symptoms, the course of their illness, and the methods they have used to manage their depression. Each session lasts 45 to 60 minutes.

Groups related to any other trends on campus that may perpetuate self-harming or suicidal behavior but are not necessarily directly related to depression. These groups may include topics like bullying, stress management, etc.

## PEI Project 15: Suicide Prevention and Education in the Community

### Community Need

There is an increase in the numbers of suicide deaths occurring over the past 10 years, according to the Office of the Coroner, and as shown in the chart below. Increases are somewhat higher than the prior 10 years in which suicides deaths were relatively flat, accounting for between 50 – 60 deaths annually. This is consistent with national research which shows that while suicide rates remained relatively stable between the late nineties and mid-2000's there is a significant increase in suicide deaths in the last ten years<sup>1</sup>.



Suicide is the preventable consequence of untreated mental illness. PEI currently funds a suicide prevention campaign in local schools. Additional resources are needed for a suicide prevention campaign targeting adults and older adults.

National data also indicates that the suicide prevention activities need to better target males, who account for the majority of suicide deaths (75% of suicides nationally, and 85% of San Joaquin's suicide deaths, in 2017); and need to better target young men and adults between the ages of 15 – 64 with special outreach to young men and adults living in non-urban areas.

### Project Description

In coordination with the PEI *Information and Education Campaign* BHS will work with a contracted program provider to develop a local suicide prevention campaign targeting young men and adults between the ages of 15-64. Suicide prevention campaign information will align its messaging with existing major suicide prevention initiatives, including national suicide prevention hotline and text lines,

<sup>1</sup> See: Centers for Disease Control and Prevention, National Center for Health Statistics, *Suicide Mortality in the United States 1999 – 2017*. <https://www.cdc.gov/nchs/products/databriefs/db330.htm>

while simultaneously promoting local resources for a range of wellness concerns including depression, anxiety, and stress management.

**Project Goal:** Increase awareness and understanding of suicide as an illness and how to connect with a mental health professional in the community to address suicide thoughts or planning for yourself or a friend.

### **Project Components**

#### Suicide Prevention for the Community

Develop and promote a suicide prevention and information campaign using a range of multi-media platforms, including billboards, websites, social media and/or smart-device applications which will guide users to local resources in San Joaquin County. Gun violence is the most prevalent mode of suicide death in San Joaquin County. Suicide prevention and information campaign efforts will include facts about non-homicide firearm related deaths and measures that can be taken to limit easy access to a gun for someone who may be at risk for suicide. Education on suicide prevention can be provided to the community through this program.

Additionally, some San Joaquin County funds are assigned to CalMHSA for statewide suicide prevention programs.

## VII. Innovation

### **Innovation Component Funding Guidelines:**

INN Projects are novel, creative, and/or ingenious mental health practices/approaches that contribute to learning and that are developed within communities through a process that is inclusive and representative, especially of unserved, underserved and inappropriately served individuals.

Innovation funding may be used for the following purposes:

- Increase access to underserved groups
- Increase the quality of services including better outcomes
- Promote interagency collaboration
- Increase access to services

The primary purpose of an Innovation Project is to contribute to learning, rather than a primary focus on providing services. Contributions to learning can take any of the following forms:

- Introduce new mental health practices /approaches, including prevention and early intervention
- Adapt or change an existing mental health practice/ approach including adapting to a new setting or community
- Introduce a new application for the mental health system of a promising practice or an approach that has been successful in a non-mental health context or setting

INN Projects must also consider the following general standards, though the extent to which they are addressed will vary by INN Project:

- Community Collaboration
- Cultural Competence
- Client Driven Mental Health System
- Family Driven Mental Health System
- Wellness Recovery and Resilience Focus
- Integrated Service Expansion

**BHS received approval by the Mental Health Services Oversight and Accountability Commission (MHSOAC) in January 2023 to implement one INN program.**

Project 1: CalMHSA EHR Multi-County Innovation Project



## *INN Project 1: CalMHSA EHR Multi-County Innovation Project*

---

**Community Need:** County Behavioral Health Plans (BHPs) have had a limited number of options from which to choose when looking to implement a new EHR. The majority of EHR vendors develop products to meet the needs of the much larger physical health care market, while the few national vendors that cater to the behavioral health market have been disincentivized from operating in California by the many unique aspects of the California behavioral health landscape. This has resulted in most county BHPs largely dissatisfied with their current EHRs, yet with few viable choices when it comes to implementing innovative solutions. The pervasive difficulties of 1) configuring the existing EHRs to meet the everchanging California requirements, 2) collecting and reporting on meaningful outcomes for all of the county BH services (including MHSa-funded activities), and 3) providing direct service staff and the clients they serve with tools that enhance rather than hinder care have been difficult and costly to tackle on an individual county basis.

### ***Proposed Solution: Semi-Statewide Enterprise Health Record***

CalMHSA is currently partnering with 20+ California Counties – collectively responsible for over half of the state’s Medi-Cal beneficiaries – to enter into a Semi-Statewide Enterprise Health Record project. This project is unique in that it engages counties to collaboratively design a lean and modern EHR to meet the needs of counties and the communities they serve both now and into the intermediate future. The key principles of the EHR project include:

- **Enterprise Solution:** Acquisition of an EHR that supports the entirety of the complex business needs (the entire “enterprise”) of County Behavioral Health Plans.
- **Collective Activism:** Moving from solutions developed within individual counties to a semi-statewide scale allows counties to achieve alignment, pool resources, and bring forward scaled solutions to current problems, thus reducing waste, mitigating risk, and improving quality.
- **Leveraging CalAIM:** CalAIM implementation represents a transformative moment when primary components within an EHR are being re-designed (clinical documentation and Medi-Cal claiming) while data exchange and interoperability with physical health care towards improving care coordination and client outcomes are being both required and supported by the State.

Optimizing EHR platforms used by providers to meet their daily workflow needs can enhance their working conditions, increase efficiencies, and reduce burnout. This increased efficiency translates into more time to meet the needs of Californians with serious behavioral health challenges, while improving overall client care and increasing provider retention.

### **Multi-County Innovation (INN) Project:**

In October 2021, CalMHSA administered a survey to 20 BHPs who had previously expressed interest in participating in the Semi-Statewide EHR. Subsequent to the survey, there has been additional interest in the project. This survey gathered preliminary data related to current EHR system usage, such as the total number of active EHR users, active users by staff classification, service provision, and interoperability capabilities. Survey participants reflect the diverse populations across California counties, with representation from each of the five (5) state regions (Bay Area, Central, Southern, Superior, Los

Angeles) as well as county sizes (small-rural, small, medium, large, very large). Based on responses from all 20 counties, it is anticipated that this project could potentially impact more than 20,000 EHR users, depending upon the number of counties choosing to participate.

The proposed INN Project will include the initial cohort of counties who are scheduled to “go live” with the Semi-Statewide EHR during Fiscal Year 2022/2023. A foundational goal of this project is to engage key stakeholders and human-centered design experts *prior to* the new EHR implementation and include their experience and feedback to optimize the user experience and layout of the incoming EHR.

The INN project will have three (3) phases:

- 1) **Formative Evaluation:** Prior to implementation of the new EHR, the project will measure key indicators of time, effort, cognitive burden, and satisfaction while providers utilize their current or “legacy” EHR systems. The data collected by direct observation of staff workflows currently in use will then be assembled and analyzed using quantitative scales. Objective data for example, length of time moving between screens, number of mouse clicks, and amount of time required, as well as subjective data to measure user satisfaction, will be incorporated into the evaluation process.
- 2) **Design Phase:** Based on data gathered from the initial phase, Human-centered design (HCD) experts will assist with identifying solutions to problems identified during the evaluation of the legacy products. This process will help ensure the needs of service providers, inclusive of licensed professionals, paraprofessionals, and peers, and in turn their clients, will be at the forefront of the design and implementation of the new EHR. In order to create as many efficiencies as feasible, the design phase will be iterative, to assure feedback from users and stakeholders is incorporated throughout the process.
- 3) **Summative Evaluation:** After implementation of the new EHR, the same variables collected during the Formative Evaluation will be re-measured to assess the impact of the Design Phase interventions.

The HCD approach is supported by research and is a key component of this project. Enlisting providers’ knowledge and expertise of their daily clinical operations in order to inform solutions in the Design Phase is vital to ensuring the new EHR is responsive to the needs of the BHP workforce as well as the clients they serve.

### **Project Management and Administration**

- **CalMHSA:** CalMHSA will serve as the Administrative Entity and Project Manager. CalMHSA will execute Participation Agreements with each respective county, as well as contracts with the selected EHR Vendor and Evaluator.
- **Streamline Healthcare Solutions:** This vendor will be responsible for the development, implementation, and maintenance of the Semi-Statewide EHR.
- **RAND:** As the evaluation vendor, RAND will assist in ensuring the INN project is congruent with quantitative and qualitative data reporting on key indicators, as determined by the INN project. These indicators include, but may not be limited to, impacts of human-centered design principles with emphasis on provider satisfaction, efficiencies, and retention. In addition, RAND will

subcontract with a subject matter expert in the science of human-centered design to ensure the project is developed in a manner that is most congruent to the needs of the behavioral health workforce and the diverse communities they serve.

### **Project Objectives**

CalMHSA will partner with RAND to achieve the following preliminary objectives:

- **Objective I:** *Shared decision making and collective impact.* Over the course of the EHR project, RAND will evaluate stakeholder perceptions of and satisfaction with the decision-making process as well as suggestions for improvement.
- **Objective II:** *Formative assessment.* RAND will conduct formative assessments to iteratively improve the new EHR's user experience and usability during design, development, and pilot implementation phases. This will include:
  - o A discovery process identifying key challenges that the new EHR is aiming to improve and establish strategic areas for testing (e.g., efficiency, cognitive load, effectiveness, naturalness, satisfaction).
  - o Testing EHR usage with core workflows (e.g., writing progress notes; creating a new client records) as well as common case scenarios (e.g., potential client calls an "Access Center" for services, before or after hours; sending referrals to other agencies or teams) in order to identify opportunities for increased efficiencies / standardization.
  - o Iterative testing and feedback of new EHR vendor's design (wireframes and prototypes) using agreed-upon scenarios, including interviews and heuristic evaluation workshops as appropriate.
  - o Identifying performance indicators to gauge success, such as measures of efficiency (e.g., amount of time spent completing a task; number of clicks to access a needed form or pertinent client information), provider effectiveness, naturalness of a task, and provider cognitive load / burden and satisfaction.
- **Objective III:** *Summative assessment.* Conduct a summative evaluation of user experience and satisfaction with the new EHR compared to legacy EHRs, as well as a post-implementation assessment of key indicators.

### **Project Learning Goals**

1. Using a Human Centered Design approach, identify the design elements of a new Enterprise Health Record to improve California's public mental health workforce's job effectiveness, satisfaction, and retention.
2. Implement a new EHR that is more efficient to use, resulting in a projected 30% reduction in time spent documenting services, thereby increasing the time spent providing direct client care.

3. Implement a new EHR that facilitates a client-centered approach to service delivery, founded upon creating and supporting a positive therapeutic alliance between the service provider and the client.

Community Planning Narrative and Project Budget can be found in the Appendix of this 2023-26 MHSA Three Year Plan

## VIII. Workforce Education and Training

The Mental Health Services Act (MHSA) allocates funding to promote professional growth and development, including recruitment and retention programs, in order to remedy the shortage of qualified individuals to provide services to address severe mental illness.

“Workforce Education and Training” means the component of the Three-Year Program and Expenditure Plan that includes education and training programs and activities for prospective and current Public Mental Health System employees, contractors and volunteers. *CA Code of Regulations § 3200.320*

Workforce Education and Training program planning is intended to provide opportunities to recruit, train, and retain employees broadly into the public mental health system, including employees of private organizations that provide publicly funded mental health services. As such BHS has included a range of training opportunities within this Workforce Education and Training (WET) component section that are intended for both BHS and non-BHS employees, in order to promote the growth and professionalism of the entire mental health system of care. Additionally, this WET Plan outlines an approach to promote professional growth and to recruit and retain highly qualified clinical staff into the public mental health care system.

### Significant Considerations in Workforce, Education and Training

- **Competition in Hiring:** The new California Health Care Facility in Stockton, providing mental health treatment for seriously mentally ill inmates, has increased competition for highly qualified clinicians and mental health care providers, especially psychiatrists, clinicians, and psychiatric technicians.
- **Shortage of Psychiatrists:** The San Joaquin Central Valley has a severe shortage of trained psychiatrists, especially licensed child and geriatric psychiatrists, to meet the general population demand. Recruitment and retention of child psychiatrists continues to be challenging.
- **Expanding Consumer Positions:** BHS has significantly increased hiring of consumer and peer employees. Additional training and support services are required to continue this expansion.
- **Workforce Development:** BHS continues to recruit and train talented graduates of mental health programs and additional clinical supervisors are needed to help ensure that interns receive high caliber training and supervision, in order to provide evidence based treatment interventions with fidelity and to pass licensure examinations.
- **New and Emerging Research:** BHS is committed to providing treatment interventions that reflect best practices in recovery and in training practitioners throughout the County.

The MHSA Workforce Education and Training component contains five funding categories:

#### (1) Training and Technical Assistance

The Training and Technical Assistance Funding Category may fund: programs and/or activities that increase the ability of the Public Mental Health System workforce to support the participation of consumers and family members; increase collaboration and partnerships;

promote cultural and linguistic competence; develop and deliver trainings; and promote and support the *General Standards* of specialty mental health care services.

(2) Mental Health Career Pathway Programs

The Mental Health Career Pathway Programs Funding Category may fund: programs to prepare clients and/or family members of clients for employment; programs and that prepare individuals for employment in the Public Mental Health System; career counseling, training and/or placement programs; outreach and engagement in order to provide equal opportunities for employment to culturally diverse individuals; and supervision of employees in Public Mental Health System occupations that are in a *Mental Health Career Pathway Program*.

(3) Residency and Internship Programs

The Residency and Internship Programs Funding Category may fund: time required of staff to supervise psychiatric or physician assistant residents and clinician or psychiatric technicians interns to address occupational shortages identified in the *Workforce Needs Assessment*.

(4) Financial Incentive Programs

The Financial Incentive Programs Funding Category may fund: financial assistance programs that address one or more of the occupational shortages identified in the County's *Workforce Needs Assessment*. Financial Incentive Programs may include scholarships, stipends, and loan assumption programs.

(5) Workforce Staffing Support

The Workforce Staffing Support Funding Category may fund: Public Mental Health System staff to plan, recruit, coordinate, administer, support and/or evaluate Workforce Education and Training programs and activities; staff to provide ongoing employment and educational counseling and support to consumers and family members entering or currently employed in the Public Mental Health System workforce, and to support the integration into the workforce; and other staff time, including the required Workforce Education and Training Coordinator, as necessary to implement the WET plan.

In 2021/22 BHS will refund the Workforce Education and Training projects with a transfer of funds into the WET account from CSS. Funds must be spent within 10 years from the date of transfer.

## *WET Project 1: Training and Technical Assistance Academy*

---

### **Community Need**

Consumers, family members, and program staff from public and community-based organizations throughout the County are critical partners in the delivery of mental health services. These volunteers and employees work tirelessly to promote mental health recovery and are a core component of the public mental health workforce and intricate to the BHS belief and commitment to consumer and family driven mental health care services. These professionals and community volunteers require ongoing training and education to promote their competencies and to improve the capacity of the entire workforce to provide culturally competent, high quality mental health services and supports.

### **Project Description**

BHS will coordinate the delivery of trainings throughout San Joaquin County. Trainings will support the delivery of high quality, culturally competent, and consumer- and family-driven mental health services and supports. Trainings will also help establish and re-affirm a core practice model by establishing the baseline knowledge and competencies required to participate in the delivery of recovery oriented mental health service and supports.

### **Project Components**

- *Trainings for Volunteers, Peer Partners, Case Managers, and Community Partners.* All volunteers, peer partners (consumers and family members), case managers and non-clinical community partners contracted to provide direct mental health services and supports shall be trained in the fundamentals of mental health, including how to engage and refer individuals for further assessment and interventions. Trainings for BHS staff, volunteers and community partners may include, but are not limited to, the following:
  - *Suicide Prevention and Intervention Trainings*
  - *Mental Health First Aid*
  - *Wellness Recovery Action Plans*
  - *Crisis Intervention Training (for Law Enforcement and first responders)*
  - *Trauma Informed Care*
  - *Addressing the needs of Commercially and Sexually Exploited Children*
  - *Motivational Interviewing*
  - *Stigma Reduction*
- *Specialty Trainings in Treatment Interventions.* Specialty trainings are provided to increase the competencies of staff in core practice modalities. These modalities include the delivery of evidence-based interventions, to fidelity, and as described throughout this MHSA plan. Trainings may include, but are not limited to, the following treatment interventions:
  - *Seeking Safety*
  - *Cognitive Behavioral Therapies*
  - *Dialectical Behavioral Therapy*
  - *Multisystemic Therapy*

- *Medication Assisted Treatment.* Medication Assisted Treatment (MAT), combines psychosocial modalities, including behavioral therapies and counseling, with medications for the treatment of substance use disorders. MAT is indicated for individuals with co-occurring mental health and substance use disorders. Funding will be allocated for BHS and some community partners to attend national medical conferences on the treatment of substance use, and co-occurring substance use, disorders in order to improve physician/psychiatrist knowledge and familiarity with MATs and the recommended prescribing protocols. The conferences' MAT training modules are designed to increase prescriber confidence and comfort in using MATs in conjunction with other psychotropic medications ordered for mental health illnesses.
- *MHSA General Standards Training and Technical Assistance.* BHS managers will receive training, guidance, and supervision to support and promote the MHSA and the General Standards of the MHSA. The Medical Director will provide training, guidance, and supervision to support and promote the MHSA and the General Standards of the MHSA amongst the medical staff. Training, guidance and supervision is provided to support and promote:
  - *Community Collaboration*, including efforts to integrate primary and mental health services and to provide mental health services within community-based locations throughout San Joaquin County.
  - *Cultural Competence*, including the use of culturally competent prevention, intervention, treatment and recovery approaches and culturally and linguistically appropriate discourse with consumers and family members.
  - *Client Driven Services*, including the incorporation of WRAP activities and plans within the clinical model, and practices which embraces the client as having the primary decision-making role in identifying his/her needs and preferences in service delivery.
  - *Family Driven Services*, including practices which incorporate the input of families within the development of treatment plans and in which the families of children and youth with SED/SMI have the primary decision-making role in the care of their own children.
  - *Wellness, Recovery, and Resiliency*, including supervision and guidance to ensure that all medical staff promote and support clients on their pathways to wellness and recovery.
  - *Integrated Service Experience*, including training or support to ensure that medical staff have the tools, training, and resources to access a full range of services provided by multiple agencies and programs in a comprehensive and coordinate manner.
  - *Leadership Training* for program managers to improve capacity for program design, management, and oversight, including contract compliance and evaluation.
  - *Compliance with Applicable Regulations.* As statewide regulations are updated to improve services staff require briefings and trainings to ensure that services continue to meet all standards and expectations.
  - *Electronic Health Records.* WET funding may be allocated to train BHS staff on the new electronic health information system.

*BHS Training Coordinator.* The BHS Training Coordinator manages the increasing training needs for BHS staff and community partners, including law enforcement. The training coordinator is responsible for working with the training divisions of local police and Sheriff and school districts to ensure that mental health related trainings are offered concurrent to professional growth and training plans of partner agencies. The training coordinator also develops and tracks participation in a range of MHSA related trainings for BHS staff and community partners as identified elsewhere in this Plan or as deemed necessary by BHS.

The Training Coordinator will also ensure that notifications about additional training opportunities will be distributed to the public mental health workforce, including consumers and family members of consumers who are interested in entering the mental health workforce.

**Project Objective:** MHSA Training programs will increase the ability of BHS, and its community partners in mental health services, to deliver high quality, recovery oriented, and consumer- and family-driven specialty mental health care services by a culturally competent workforce throughout San Joaquin County. (See also, MHSA General Standards, *CA Code of Regulations §3320.*)

## *WET Project 2: Internship and Financial Assistance Program*

---

### **Community Need:**

The San Joaquin Central Valley has a severe shortage of mental health professionals. BHS also encounters challenges locating community providers for mental health and substance use disorder services. This shortage is particularly high for public mental health practitioners with adequate competencies to work effectively with individuals with serious mental illness (SMI) or serious emotional disturbance (SED) across the lifespan of age groups as well as diverse racial, ethnic and cultural populations.

### **Project Description:**

BHS will coordinate an internship and financial assistance program to meet the shortage within our community. This project will enhance BHS' efforts to continue to recruit and train talented graduates of mental health programs and provide a pathway of opportunity in four distinct components. BHS will partner with CalMHSA to provide funding for the following project components.

### **Project Components:**

- Hiring bonus for new clinicians
- Longevity bonus for existing clinical licensed staff
- Educational stipends to advance existing staff to clinician level
- Internship opportunities to engage staff through post education work commitments
- Central Regional collaboration with Department of Health Care Access and Information (HCAI) (Formally, Office of Statewide Health and Planning Development ((OSHPD)) and the WET central region partnership to improve recruitment and training.
- CalMHSA Workforce Loan Repayment Program

## IX. Capital Facilities and Technological Needs

Funding for capital facilities is to be used to acquire, construct, and/or renovate facilities that provide services and/or treatment for those with severe mental illness, or that provide administrative support to MHSA funded programs.

Funding for technological needs is to be used to fund county technology projects with the goal of improving access to and delivery of mental health services.

San Joaquin County submitted a Capital Facilities and Technology Needs (CFTN) Plan in spring 2013. The plan set aside funding for capital facilities construction and described a major capacity building project to bring the county into compliance with state and federal mandates for electronic health records.

Since 2013, additional needs have been identified and have been subsequently described in the 2017/18 Three Year Program and Expenditure Plan.

Past CFTN funding has been used to:

- Construction and Renovations to the Crisis Stabilization Unit (CSU)
  - Create a CSU for children and youth
  - Create voluntary CSU for adults
- Electronic Health Records
  - Develop new electronic health records for consumers, update electronic case management and charting system
  - Develop data capacity and partnership protocols for information sharing through new health information exchange

In 2022-23 BHS will refund the Capital Facilities and Technology Needs project fund with a transfer of funds into the CFTN account from CSS. Funds must be spent within 10 years from the date of transfer. Proposed new projects are outlined described below.

### ***CF/TN Project 1: Two Residential Treatment Services Facilities for Individuals with Co-Occurring Disorders***

There is an acute shortage of residential substance use disorder treatment services in San Joaquin County. Further, none of the existing programs are well equipped to provide recovery services for individuals with serious mental illnesses. Consumers and family members have expressed concern that recovery programs geared towards treating substance use disorders alone are not clinically the best option for the treatment of co-occurring disorders. BHS will continue to explore funding and procurement options, anticipating the use of CFTN funds to renovate, purchase, or build a residential treatment program for individuals with co-occurring disorders. Additional activities may include, but are not limited to preliminary architectural design, site mapping, procurement, and other technical assistance. Funds were allocated for project start-up in FY 2019-20 and continues in 2021-22. Budget estimates presumes additional funds will be required in subsequent years to complete the project.

#### **Project Operational Budget:**

### ***CF/TN Project 2: Facility Renovations***

Funding will be allocated to upgrade and renovate Behavioral Health facilities. Capital Facility funds will be used for projects that have been identified as critical to ensuring clean, safe, and accessible access to services for all populations. Projects include: installation of security cameras, dedicated parking for the Children's Crisis services, restroom upgrades (for ADA compliance and safety), exterior painting to prevent structural damage, and other facility renovations.

#### **Project Operational Budget:**

### ***CF/TN Project 3: Facility Repair and Upgrades***

Funding will be allocated for a variety of facility repairs and upgrades to ensure facilities remain in good working order and provide comfortable and effective workspaces for all program activities. Projects include, but are not limited to: repairs or upgrades to roofing, flooring, workstations, meeting rooms, waiting rooms, and other public spaces; repairs or upgrades to heating and ventilation equipment, lighting, alarms, windows, acoustics, etc.; and other projects as needed to ensure that BHS facilities are in good repair and working order. Projects may include additional refurbishments to ensure that all clinical spaces are warm and inviting places that support healing and recovery. Upgrades may include interior re-configurations to accommodate increased staffing, new technologies, or other changes to "back-office" services needed to improve overall service delivery.

#### **Project Operational Budget:**

### ***CF/TN Project 4: Technology Equipment and Software***

Additional technology upgrades are needed. Software upgrades and equipment are necessary to ensure compatibility with the latest versions of financial, HR, project, and client case management systems, and to ensure all information is protected and retained in the event of an emergency. CF/TN funds will be used for a range of software, hardware, networking, and technology consultations to improve client services. Electronic Health Records project, in partnership with CalMHSA, will be funded from this project component.



## X. MHSA Funds – Reduction of the Prudent Reserve Balance

On August 14, 2019 San Joaquin County Behavioral Health Services (BHS) received information Notice (IN) 19-037 from California Department of Health Care Services (DHCS) Mental Health & Substance Use Disorders Services (MHSUDS).

The purpose of information Notice 19-037 was to inform counties of the following:

- Requirement to establish and maintain a prudent reserve that does not exceed 33 percent of the average community services and support (CSS) revenue received for Local Mental Health Services Fund in the preceding given years, and to reassess and certify the maximum amount every five years.
- Each county must calculate an amount to establish its prudent reserve that does not exceed 33 percent of the average amount allocated to the CSS Component in FY 2013-14, FY 2014-15, FY 2015-16, FY 2016-17, FY 2017-18. To determine the average amount allocated to the CSS Component of those five years a county must calculate the sum of all distributions from the Mental Health Services Fund from July 2013 through June 2018, multiply that sum by 76, and divide that product by five.
- To determine the maximum prudent reserve level, a county must multiply the average amount allocated to the CSS component of the previous five years by 33 percent.

In San Joaquin County the maximum prudent reserve funds should be as follows:

<b>San Joaquin County</b>		
Prudent Reserve Maximum		
<i>June 30, 2019 Assessment</i>		
		<b>MHSF Distribution</b>
FY 2013-14		\$ 20,588,023.62
FY 2014-15		\$ 28,683,962.64
FY 2015-16		\$ 23,778,868.00
FY 2016-17		\$ 31,240,367.33
FY 2017-18		\$ 34,063,364.47
	Total	\$ 138,354,586.06
CSS allocation (76%)		\$ 105,149,485.41
5-Year Average		\$ 21,029,897.08
<b>Prudent Reserve Maximum (33% of 5-yr average)</b>		<b>\$ 6,939,866.04</b>

## **XI. Attachments: Evaluation and Planning Reports**

**Workforce Analysis**

**2021-22 Cultural Competency Plan Update**

**3 Year PEI Evaluation**

**Innovation - Assessment and Respite Center – Annual Evaluation**

**Innovation – Progressive Housing – Annual Evaluation**

## **XII. Appendix: Community Planning Documents**

**2022 – Appendix Narrative and Budget Document for INN Project 3 – CalMHSA EHR Multi-County Innovation Project**

**2021-22 MHSA Community Meeting Flyer**

**2021-22 MHSA Consumer/Family Member Focus Groups Flyer**

**2021-22 MHSA Community Training and Planning Presentation**

**MHSA Community Meeting Input and Recommendations Form and Results Summary**

**MHSA Community Planning Stakeholder Demographic Form**

**MHSA Community Planning Stakeholder Demographic Results Summary**

**MHSA Consumer & Stakeholder Surveys and Results Summary**

**2022-23 MHSA Annual Update Public Hearing Presentation to BHB**

### EXHIBIT 3: WORKFORCE NEEDS ASSESSMENT:

#### I. By Occupational Category - page 1

Major Group and Positions		Esti- mated # FTE author- ized	Position hard to fill? 1=Yes; 0=No	# FTE estimated to meet need in addition to # FTE authorized	Race/ethnicity of FTEs currently in the workforce -- Col. (11)						
					White/ Cau-casian	His- panic/ Latino	African- American/ Black	Asian/ Pacific Islander	Native Ameri- can	Multi Race or Other	# FTE filled (5)+(6)+ (7)+(8)+ (9)+(10)
(1)		(2)	(3)	(4)	(5)	(6)	(7)	(8)	(9)	(10)	(11)
	<b>A. Unlicensed Mental Health Direct Service Staff:</b>				<div>(Unlicensed Mental Health Direct Service Staff; Sub-Totals Only)</div> <div>↓</div>						
	<b>County (employees, independent contractors, volunteers):</b>										
Mental Health Rehabilitation Specialist		5.75	0	0							
Case Manager/Service Coordinator .....		103.75	1	30							
Employment Services Staff .....		1.00	0	0							
Housing Services Staff .....		1.00	0	0							
Consumer Support Staff.....		44.75	1	8							
Family Member Support Staff .....		8.75	1	4							
Benefits/Eligibility Specialist.....		0	0	0							
Other Unlicensed MH Direct Service Staff		87.25	1	0							
Sub-total, A (County)		252.25	4	42	61.75	78.00	34.25	20.25	1.00	15.50	210.75
	<b>All Other (CBOs, CBO sub-contractors, network providers and volunteers):</b>				<div>(Unlicensed Mental Health Direct Service Staff; Sub-Totals and Total Only)</div> <div>↓</div>						
Mental Health Rehabilitation Specialist		24.35	0	3							
Case Manager/Service Coordinator .....		35.25	0	5							
Employment Services Staff .....		1.00	0	0							
Housing Services Staff .....		4.50	0	0							
Consumer Support Staff.....		38.00	0	0							
Family Member Support Staff .....		2.00	0	0							
Benefits/Eligibility Specialist.....		0	0	0							
Other Unlicensed MH Direct Service Staff		38.27	0	0							
Sub-total, A (All Other)		143.37	0	0							
Total, A (County & All Other):		395.62	4	42	102.49	133.24	49.63	41.95	3.75	23.06	354.12

### EXHIBIT 3: WORKFORCE NEEDS ASSESSMENT

#### I. By Occupational Category - page 2

Major Group and Positions		Estimated # FTE author- ized	Position hard to fill? 1=Yes; 0=No	# FTE estimated to meet need in addition to # FTE authorized	Race/ethnicity of FTEs currently in the workforce -- Col. (11)						
					White/ Cau- casian	His- panic/ Latino	African- American/ Black	Asian/ Pacific Islander	Native Ameri- can	Multi Race or Other	# FTE filled (5)+(6)+ (7)+(8)+ (9)+(10)
(1)		(2)	(3)	(4)	(5)	(6)	(7)	(8)	(9)	(10)	(11)
B. Licensed Mental Health Staff (direct service):					(Licensed Mental Health Direct Service Staff; Sub-Totals Only) ↓						
County (employees, independent contractors, volunteers):											
Psychiatrist, general .....		14.63	1	9							
Psychiatrist, child/adolescent .....		5.12	1	6							
Psychiatrist, geriatric.....		2.00									
Psychiatric or Family Nurse Practitioner.....		2.75	1	0							
Clinical Nurse Specialist .....											
Licensed Psychiatric Technician .....		68.25	1	8							
Licensed Clinical Psychologist .....											
Psychologist, registered intern (or waived) .....											
Licensed Clinical Social Worker (LCSW) .....		14.75	1	8							
MSW, registered intern (or waived) .....		27.25	1	14							
Marriage and Family Therapist (MFT) .....		27.00	1	8							
MFT registered intern (or waived) .....		42.25	1	13							
Other Licensed MH Staff (direct service).....		6.75	1	6							
Sub-total, B (County)		210.75	9	72	56.35	50.50	19.75	51.75	0	19.10	197.45
All Other (CBOs, CBO sub-contractors, network providers and volunteers):					(Licensed Mental Health Direct Service Staff; Sub-Totals and Total Only) ↓						
Psychiatrist, general .....		3.25	1	2							
Psychiatrist, child/adolescent.....		.20	1	3							
Psychiatrist, geriatric.....											
Psychiatric or Family Nurse Practitioner.....			1								
Clinical Nurse Specialist .....											
Licensed Psychiatric Technician .....		3.75	1	4							
Licensed Clinical Psychologist .....		2.10									
Psychologist, registered intern (or waived) .....											
Licensed Clinical Social Worker (LCSW) .....		5.85	1	2							
MSW, registered intern (or waived) .....		4.65	1	4							
Marriage and Family Therapist (MFT) .....		21.70	1	2							
MFT registered intern (or waived) .....		13.85	1	4							
Other Licensed MH Staff (direct service).....		0	1	2							
Sub-total, B (All Other)		55.35	9	23	15.79	14.15	5.55	14.51	0	5.35	55.35
Total, B (County & All Other):		266.10	18	95	72.14	64.65	25.30	66.26	0	24.45	252.80

### EXHIBIT 3: WORKFORCE NEEDS ASSESSMENT

#### I. By Occupational Category - page 3

Major Group and Positions		Esti- mated # FTE author- ized	Position hard to fill? 1=Yes' 0=No	# FTE estimated to meet need in addition to # FTE authorized	Race/ethnicity of FTEs currently in the workforce -- Col. (11)						
					White/ Cau-casian	His- panic/ Latino	African- Ameri- can/ Black	Asian/ Pacific Islander	Native Ameri- can	Multi Race or Other	# FTE filled (5)+(6)+ (7)+(8)+ (9)+(10)
(1)		(2)	(3)	(4)	(5)	(6)	(7)	(8)	(9)	(10)	(11)
	<b>C. Other Health Care Staff (direct service):</b>				<div>(Other Health Care Staff, Direct Service; Sub-Totals Only)</div> <div>↓</div>						
	<b>County (employees, independent contractors, volunteers):</b>										
Physician .....		0									
Registered Nurse .....		23.50	1	3							
Licensed Vocational Nurse.....		1.0									
Physician Assistant .....		0									
Occupational Therapist .....		1.0									
Other Therapist (e.g., physical, recreation, art, dance) .....		0									
Other Health Care Staff (direct service, to include traditional cultural healers) .....		25.0	1	0							
Sub-total, C (County)		50.50	2	3	19.75	7.0	4.50	13.25	0	3.75	48.25
	<b>All Other (CBOs, CBO sub-contractors, network providers and volunteers):</b>				<div>(Other Health Care Staff, Direct Service; Sub-Totals and Total Only)</div> <div>↓</div>						
Physician .....		0									
Registered Nurse .....		0	1	0							
Licensed Vocational Nurse.....		1.50	1	0							
Physician Assistant .....		0									
Occupational Therapist .....		0									
Other Therapist (e.g., physical, recreation, art, dance) .....		0									
Other Health Care Staff (direct service, to include traditional cultural healers) .....		1.20									
Sub-total, C (All Other)		2.70	2	0	1.20	1.50					2.70
Total, C (County & All Other):		53.20	4	3	20.95	8.50	4.50	13.25	0	3.75	50.95

### EXHIBIT 3: WORKFORCE NEEDS ASSESSMENT

#### I. By Occupational Category - page 4

Major Group and Positions		Esti- mated # FTE author- ized	Position hard to fill? 1=Yes; 0=No	# FTE estimated to meet need in addition to # FTE authorized	Race/ethnicity of FTEs currently in the workforce -- Col. (11)						
					White/ Cau- casian	Hispanic/ Latino	African- Ameri- can/ Black	Asian/ Pacific Islander	Native Ameri- can	Multi Race or Other	# FTE filled (5)+(6)+ (7)+(8)+ (9)+(10)
(1)		(2)	(3)	(4)	(5)	(6)	(7)	(8)	(9)	(10)	(11)
<b>D. Managerial and Supervisory:</b>					(Managerial and Supervisory; Sub-Totals Only) ↓						
<b>County (employees, independent contractors, volunteers):</b>											
CEO or manager above direct supervisor.....		13.00									
Supervising psychiatrist (or other physician) .....		1.00									
Licensed supervising clinician.....		23.00	1	4							
Other managers and supervisors.....		33.00	1	4							
Sub-total, D (County)		70.00	2	8	33.00	11.00	5.00	11.00	2.00	2.00	64.00
<b>All Other (CBOs, CBO sub-contractors, network providers and volunteers):</b>					(Managerial and Supervisory; Sub-Totals and Total Only) ↓						
CEO or manager above direct supervisor.....		6.72									
Supervising psychiatrist (or other physician) .....		0									
Licensed supervising clinician.....		4.25	1	4							
Other managers and supervisors.....		9.98									
Sub-total, D (All Other)		20.95	1	4	7.96	5.00	4.73	2.26	0	1.00	20.95
Total, D (County & All Other):		90.95	3	12	40.96	16.00	9.73	13.26	2.00	3.00	84.95
<b>E. Support Staff (non-direct service):</b>					(Support Staff; Sub-Totals Only) ↓						
<b>County (employees, independent contractors, volunteers):</b>											
Analysts, tech support, quality assurance.....		27.75	1	15							
Education, training, research .....		0									
Clerical, secretary, administrative assistants .....		142.25									
Other support staff (non-direct services).....		28.75									
Sub-total, E (County)		198.75	1	15	54.00	50.75	15.25	18.50	.75	12.75	152.00
<b>All Other (CBOs, CBO sub-contractors, network providers and volunteers):</b>					(Support Staff; Sub-Totals and Total Only) ↓						
Analysts, tech support, quality assurance.....		1.45									
Education, training, research .....		0									
Clerical, secretary, administrative assistants .....		12.95									
Other support staff (non-direct services).....		2.0									

<i>Sub-total, E (All Other)</i>	<b>16.40</b>	<b>0</b>	<b>0</b>	<b>6.15</b>	<b>2.37</b>	<b>1.00</b>	<b>1.43</b>	<b>0</b>	<b>5.45</b>	<b>16.40</b>
<b>Total, E (County &amp; All Other):</b>	<b>215.15</b>	<b>1</b>	<b>15</b>	<b>60.15</b>	<b>53.12</b>	<b>16.25</b>	<b>19.93</b>	<b>.75</b>	<b>18.20</b>	<b>168.40</b>

### EXHIBIT 3: WORKFORCE NEEDS ASSESSMENT

I. By Occupational Category - page 5

#### GRAND TOTAL WORKFORCE (A+B+C+D+E)

Major Group and Positions	Esti- mated # FTE author- ized	Position hard to fill? 1=Yes; 0=No	# FTE estimated to meet need in addition to # FTE authorized	Race/ethnicity of FTEs currently in the workforce -- Col. (11)						
				White/ Cau- casian	Hispanic/ Latino	African- Ameri-can/ Black	Asian/ Pacific Islander	Native Ameri- can	Multi Race or Other	# FTE filled (5)+(6)+ (7)+(8)+ (9)+(10)
(1)	(2)	(3)	(4)	(5)	(6)	(7)	(8)	(9)	(10)	(11)
<b>County (employees, independent contractors, volunteers) (A+B+C+D+E) .....</b>	<b>782.25</b>	<b>18</b>	<b>140.00</b>	<b>224.85</b>	<b>197.25</b>	<b>78.75</b>	<b>114.75</b>	<b>3.75</b>	<b>53.10</b>	<b>672.45</b>
<b>All Other (CBOs, CBO sub-contractors, network providers and volunteers) (A+B+C+D+E) .....</b>	<b>238.77</b>	<b>12</b>	<b>27.00</b>	<b>71.84</b>	<b>78.26</b>	<b>26.66</b>	<b>39.90</b>	<b>2.75</b>	<b>19.36</b>	<b>238.77</b>
<b>GRAND TOTAL WORKFORCE (County &amp; All Other) (A+B+C+D+E)</b>	<b>1,021.02</b>	<b>30</b>	<b>167.00</b>	<b>296.69</b>	<b>275.51</b>	<b>105.41</b>	<b>154.65</b>	<b>6.50</b>	<b>72.46</b>	<b>911.22</b>

**F. TOTAL PUBLIC MENTAL HEALTH POPULATION**

				Race/ethnicity of individuals planned to be served -- Col. (11)						
				White/ Cau- casian	Hispanic/ Latino	African- Ameri- can/ Black	Asian/ Pacific Islander	Native Ameri- can	Multi Race or Other	All individuals (5)+(6)+ (7)+(8)+ (9)+(10)
(1)	(2)	(3)	(4)	(5)	(6)	(7)	(8)	(9)	(10)	(11)
<b>F. TOTAL PUBLIC MH POPULATION</b>	<b>Leave Col. 2, 3, &amp; 4 blank</b>			<b>6,827</b>	<b>4,609</b>	<b>3,270</b>	<b>1,814</b>	<b>518</b>	<b>791</b>	<b>17,829</b>

**II. Positions Specifically Designated for Individuals with Consumer and Family Member Experience:**

Major Group and Positions	Estimated # FTE authorized and to be filled by clients or family members	Position hard to fill with clients or family members? (1=Yes; 0=No)	# additional client or family member FTEs estimated to meet need
(1)	(2)	(3)	(4)
<b>A. <i>Unlicensed</i> Mental Health Direct Service Staff:</b>			
Consumer Support Staff.....	63.85	1	8
Family Member Support Staff .....	11.75	1	4
Other <i>Unlicensed</i> MH Direct Service Staff .....	0	1	
<b>Sub-Total, A:</b>	<b>75.60</b>	<b>3</b>	<b>12</b>
<b>B. <i>Licensed</i> Mental Health Staff (direct service) .....</b>	<b>0</b>	<b>0</b>	
<b>C. Other Health Care Staff (direct service) .....</b>	<b>0</b>	<b>0</b>	
<b>D. Managerial and Supervisory .....</b>	<b>2.50</b>	<b>0</b>	
<b>E. Support Staff (non-direct services) .....</b>	<b>9.15</b>	<b>0</b>	
<b>GRAND TOTAL (A+B+C+D+E)</b>	<b>87.25</b>	<b>0</b>	<b>12</b>

### III. LANGUAGE PROFICIENCY

For languages other than English, please list (1) the major ones in your county/city, (2) the estimated number of public mental health workforce members currently proficient in the language, (3) the number of additional individuals needed to be proficient, and (4) the total need (2)+(3):

Language, other than English	Number who are proficient	Additional number who need to be proficient	TOTAL (2)+(3)	
(1)	(2)	(3)	(4)	
1. Spanish (threshold)	Direct Service Staff 126 Others 39	Direct Service Staff 52 Others 0	Direct Service Staff 178 Others 39	
2. Cambodian (threshold)	Direct Service Staff 8 Others 2	Direct Service Staff 1 Others 0	Direct Service Staff 9 Others 2	
3. Vietnamese	Direct Service Staff 11 Others 1	Direct Service Staff 0 Others 0	Direct Service Staff 11 Others 1	
4. Hmong	Direct Service Staff 9 Others 5	Direct Service Staff 0 Others 0	Direct Service Staff 9 Others 5	
5. Lao	Direct Service Staff: 1 Others: 0	Direct Service Staff: 2 Others 0	Direct Service Staff: 3 Others 0	
6. Thai	Direct Service Staff: 3 Others: 0	Direct Service Staff: 0 Others: 0	Direct Service Staff: 3 Others: 0	Direct Service Staff: 3 Others: 0
7 Tagalog/Filipino	Direct Service Staff 23 Others 7	Direct Service Staff 0 Others 0	Direct Service Staff 23 Others 7	





## **San Joaquin County Behavioral Health Services 2022-23 Annual Update to the 2010 Cultural Competency Plan**

San Joaquin County Behavioral Health Services (BHS) continuously seeks to improve by evaluating, strategizing, and enhancing service delivery. To meet the prevention, intervention, treatment and recovery needs of San Joaquin County residents, BHS provides a broad range of behavioral health services, including mental health and substance use disorder services, in a culturally competent and linguistically appropriate manner.

The 2022-23 Annual Update to the 2010 Cultural Competency Plan (Annual Update) reviews the efforts of Fiscal Year (FY) 2021-2022 and guides upcoming efforts for FY 2022-2023. The Annual Update will focus on the eight criteria laid out by the State's Cultural Competency Plan Requirements of 2010.

As a result of the continuance of the COVID-19 pandemic occurrence during the 2021-22 FY, many 2021-2022 strategies were approved by the Cultural Competency Committee to carryover to FY 2022-2023.

### **Criterion 1: Commitment to Cultural Competence**

(CLAS Standard 2, 3, 4, 9, 15)

FY 2021-2022 Accomplishment: Continuance of enhance agency commitment to Cultural Competency by:

1. Measured and monitored cultural competency standards through the 2021-22 MH and SUD Quality Improvement Work Plans via the monthly Quality Assessment & Performance Improvement (QAPI) Council (See Attachment 1 & 2). The addition of this process improved accountability by using measurable objectives in the Annual Update.
2. Conducted a division-wide and program-specific inventory of Cultural Competency knowledge via the California Brief Multicultural Competence Scale (CMCBS) to identify gaps in the knowledge base of BHS staff members and partners BHS continued tracking, monitoring, and measuring strategies via the BHS MH and SUD QI Work Plan.

FY 2022-2023 Strategies:

1. Develop an action plan to address findings of the CBMCS Survey by May 31, 2023 (Strategy Carryover from FY 2020-2021 Plan)

### **Criterion 2: Updated Assessment of Service Needs**

(CLAS Standard 2, 11)

FY 2021-2022 Accomplishments: BHS implemented a comprehensive community planning process with these components:

- Seven community stakeholder discussions about the needs and challenges experienced by mental health consumers, with a focus on the diverse range of consumers served.
- Two targeted discussion groups with mental health consumers, family members
- Review of service needs including utilization, timeliness, and client satisfaction.

BHS reviewed service needs using two methods:

1. The Mental Health Services Act (MHSA) Community Planning Process incorporated discussion with stakeholders on the needs of diverse communities in the County, and gaps in available services. The assessment of service needs is detailed in the 2022-2023 MHSA Annual Update to the Three Year Program and Expenditure Plan, pages 8 through 17. (Attachment 3)
2. Review of San Joaquin County Medi-Cal Approved Claims Data for mental health (MH) and substance use disorders (SUD) utilization, provided by CALEQRO. The data provided by CALEQRO contains Medi-Cal Beneficiaries served by race and ethnicity including penetration rates by age, gender, and ethnicity (See Attachment 5).

Through the MHSA Planning Needs Assessment, BHS found that the diversity of its consumers was similar to the distribution in prior years.

- African Americans are enrolled at higher rates compared to their proportion of the general population (17% of participants while comprising 7% of the population of the County).
- Latinos are enrolled at lower rates compared to their proportion of the general population (28% of participants while comprising 41% of the population) – though this rate is up slightly from prior years.
- Participation amongst children and youth is more reflective of the racial demographics of the overall population, with over a third of services provided to young Latinos (35%), suggesting that while stigma, language or cultural barriers, or access to health care services continue to impede access for Latino adults with behavioral health needs, more services are reaching the younger Latino populations.
- Survey Input and Stakeholder feedback displayed race/ethnicity data reflective of the BHS client population. Adult survey respondents were more likely to be Latinx, African American, Asian, or Native American than is reflective of the general population in San Joaquin County.
- Feedback from self-reported demographics indicated that adult consumers represented 9% self-identified as lesbian, gay, bisexual, transgender, queer/questioning, or intersex (LGBTQIA+).

Data provided by CALEQRO for MH Medi-Cal Beneficiaries (CY 21) indicated the following:

- The penetration rate for individuals 60+ continues to be higher than the statewide average, similar to the previous year.
- The penetration rate for Asian/Pacific Islanders is statistically identical with the statewide average
- The penetration rate for Latino/Hispanic communities (2.23%) is lower than the statewide average of 3.29% and slightly lower with the rate of other large-sized counties (2.84%).

Data provided by CALEQRO for SUD Medi-Cal Beneficiaries CY 2020 (as of this draft CY 2021 was unavailable) indicated the following:

- The penetration rate for individuals 65+ is higher than statewide average, similar to the previous year.
- The penetration rate for African Americans is higher than statewide rate and medium sized counties averages, similar to the previous year.
- The penetration rate for Latino/Hispanic communities (.93%) is higher than the statewide average (.69%).

FY 2022-2023 Strategies:

- BHS will again host a series of MHSA community planning discussions on the needs and challenges experienced by mental health consumers, with a focus on the diverse range of consumers served, by January 31, 2023.
- BHS will develop online and paper stakeholder surveys to reach individuals who are unable to attend community planning sessions, or who may be unwilling or unable to provide public comment in person at meetings, by January 31, 2023.

- BHS will distribute and collect needs assessment surveys by February 15, 2023.
- BHS will complete an annual MHSA assessment of needs by March 1, 2023.
- Distribute and collect SUD needs assessment surveys by March 15, 2023. (Strategy Carryover from 20-21 Plan)
- Complete analysis of SUD assessment survey by April 15, 2023. (Strategy Carryover from 20-21 Plan)
- Develop strategies and an action plan to address CBMCS findings by May 31, 2023. (Strategy Carryover from 19-20 Plan)

### **Criterion 3: Strategies and Efforts for Reducing Racial, Ethnic, Cultural and Linguistic Disparities** (CLAS Standard 1, 10, 14)

#### **FY2021-22 Accomplishments**

- Fourth Year Evaluation Report was completed by the UC Davis Behavioral Health Center for Excellence to highlight successes, deficiencies, and recommendations for upcoming year (Attachment 4)

#### **Excerpts from the UC Davis Evaluation Report (Narrative/Data):**

Over the past four years, the Homeward Bound Initiative has continued its progress towards meeting the project goals and objectives. In total, 1,284 unique individuals have been enrolled in the Homeward Bound Initiative, 566 clients have received mental health services, 797 have received SUD counseling, 421 have received MAT, and 1,040 have received a primary care appointment. In total, 10.8% of clients identified as Black or African American, which is an over-representation relative to San Joaquin County population estimates. However, Asian and Hispanic/Latinx clients were under-represented. To date, the program has been highly successful at engaging clients who identify as homeless (n=284, 23.1% of the sample). Once engaged in care, individuals from these historically underserved groups engaged and remained in care at levels at least comparable to those who report not being homeless, and other racial and ethnic groups. In total, 31.6% of clients reported previously being convicted of crimes. Conviction rates for Homeward Bound clients were 9.5% within 12-months of receiving care, and 18.3% within 24-months. Recidivism rates of individuals with a prior conviction were 10.86% at 12-months post-baseline, and 21.99% at 24-months. Due to the nature of the data, it is not possible to make direct comparisons to the published literature, however these figures appear relatively low. Homeward Bound clients reported clinically and statistically significant

reductions in depressive symptoms after one month of enrolling in Homeward Bound services, with further reductions evident the longer they remained in care. Finally, amongst the 295 clients assessed, satisfaction with the care delivered by the Homeward Bound Initiative was remarkably high, with 70.5% of clients reporting the highest level of satisfaction possible, and 92.5% reporting at least moderately high level of satisfaction.

The successes of the Homeward Bound Initiative are particularly notable given the backdrop of the coronavirus disease-2019 (COVID-19) and the subsequent shelter-in-place mandates that significantly impacted client needs, the delivery of services, and the effectiveness of collaborations between other community agencies.

Population rate of selected Races and Ethnicities in San Joaquin County, and Service Utilization Rates across BHS and the Homeward Bound Initiative:

<b>Race and Ethnicity in San Joaquin County</b>	<b>Population rate across San Joaquin County<sup>1</sup></b>	<b>San Joaquin BHS Service Utilization</b>	<b>Homeward Bound Service Utilization</b>
<b>White (non-Hispanic)</b>	33%	34%	41.1%
<b>Hispanic/Latinx</b>	41.1%	28%	22.4%
<b>Asian</b>	15%	8%	4.8%
<b>African American</b>	7%	17%	10.8%
<b>Other</b>	4%	10%	20.9%

Across race/ethnicity, 41.1% of individuals identified as white non-Hispanic, 22.4% as Hispanic/Latinx, 10.8% as Black or African American, 4.8% identified as Asian, 2.7% as Alaskan Native or Native American, 0.7% identified as Native Hawaiian or other Pacific Islander, and 4.4% as having more than one race. In total, 61.6% of clients identified as Male. At the point of the assessment, 68.4% reported having a history of criminal justice involvement, and 23.1% identified as homeless.

Overall, the Homeward Bound Initiative is successfully delivering a broad range of behavioral healthcare services to individuals with mild-to-moderate behavioral health conditions, many of whom report having a history of interaction with the criminal justice system. These findings suggest that the Homeward Bound Initiative may represent an important step towards addressing a significant gap in the San Joaquin County Behavioral Health System-of-Care, delivering services in a manner that is successfully engaging historically underserved groups, improving outcomes, and providing services with a very high degree of client satisfaction.

FY 2022-2023 Strategies:

- The Cultural Competency Committee will review data from the Fourth Year Evaluation Report related to race and ethnicity to provide recommendations for further engagement of the Latinx and Asian population, by June 30, 2023.
- Develop AdHoc Subcommittee to work with QAPI to perform a root cause analysis to identify factors contributing to low Hispanic/Latino penetration rates and initiate culturally competent quality improvement activities to address health equity (2021/22 EQRO Recommendation) by June 30, 2023
- Adhoc Subcommiitee will Define the Problem; Assemble Data; locate root causes; corrective/preventive solutions; create actionable strategies to implement solution; and monitor solution reviewing quarterly service utilization of Hispanic/Latino population via QAPI Council and QI Work Plan beginning July, 2023

#### **Criterion 4: County Systems Client/Family Member/Community Committee:**

(CLAS Standard 13)

BHS has two avenues to address the cultural competence of its staff and services:

1. The Cultural Competency Committee comprised of BHS staff, consumers/family members, and other stakeholders.
2. The MHSA Consortium, established in 2007, comprised of a variety of stakeholders: representatives of community based organizations, consumers and family members, community members and BHS staff.

The Cultural Competency committee was developed in accordance with the requirements of Title IX, CA Code of Regulations, Chap. 11, Article 4 Section 1810.410, (b). BHS policy states that:

1. BHS shall maintain a Cultural Competence Committee that has representation from management staff, direct services staff, consumer, community members and representatives of cultures from the community
2. The Cultural Competence Committee shall meet regularly to review the BHS adherence to the BHS Cultural Competency Plan by reviewing goals and objectives and make appropriate recommendations to BHS Administration regarding management and service provision as it relates to cultural and linguistic services.
3. The Cultural Competence Committee shall elicit, suggest, review, monitor and support strategies to increase penetration and retention rates for identified community groups.
4. The Cultural Competence Committee will collaborate with the MHSA Consortium and organizations representing various groups within the community.

The MHSA Consortium meets monthly to discuss community-wide behavioral health services in a framework of cultural diversity. Many meetings include presentations on services for diverse racial and ethnic communities and include agenda items focused on cultural competence and language proficiency. The MHSA Consortium has become a vehicle through which the Cultural Competency Committee informs stakeholders about BHS Cultural Competency efforts.

FY 2021-2022 Accomplishments: The Cultural Competency Committee achieved significant successes with the development of two major projects:

- Continuous engagement of SUD services staff at the Cultural Competency Committee
- Maintained direct partnership with QAPI Council to inform QAPI Stakeholders of continued monitoring and discussion of BHS Cultural Competency Plan Requirements

FY 2022-2023 Strategies:

- Host a minimum of eight meetings with representation from management staff, direct services staff, consumers, community members and representatives of culture from the community, by June 30, 2023.
- Recruit consumer representation from SUD Services and community representation to the Cultural Competency Committee
- Collaborate with the Consortium by disseminating Cultural Competency information and strategies at five Consortium meetings by June 30, 2023.

#### **Criterion 5: County Culturally Competent Training Activities**

(CLAS Standard 4)

FY 2021-2022 Accomplishments:

- Continuance of online Cultural Competency Training

- Cultural Competency presentations via QAPI and the MHSA Consortium

To ensure that the cultural competence training is widely available and to track employee compliance with training participation, BHS developed an online training that could be taken at each employee's convenience, and for which participation could be tracked electronically. In an effort to enhance cultural competency training, the Cultural Competency Committee reviewed and recommended a new online training for BHS entitled, "Improving Cultural Competency for Behavioral Health Professionals," developed by the U.S. Department of Health and Human Services – Office of Minority Health.

The e-learning program covers:

1. Connections between culture and behavioral health
2. The impact of cultural identity on interactions with clients
3. Ways to engage, access, and treat clients from diverse backgrounds
4. Teaches how to better respond to client's unique cultural and communication needs

FY 2022-2023 Strategies:

- Create subcommittee to explore additional cultural competency and health equity trainings to enhance and deepen health equity knowledge throughout the system of care (SUD EQRO recommendation 2022) by June 30, 2023

#### **Criterion 6: County Commitment to Growing a Multicultural Workforce: Hiring and Retaining Culturally and Linguistically Competent Staff** (CLAS Standard 7)

FY 2021-22 Accomplishments:

- BHS Hispanic staff members increased by 19 employees, increasing the percentage of Hispanic staff by 2% from the previous year.

BHS monitors development of a multicultural workforce via CalEQRO Data and BHS Utilization along with Staff Ethnicity and Language Reports (Volunteered Data). The table below compares proportionate BHS Employment Data to client data from CALEQRO MH and SUD Beneficiary Data (Attachment 4), and United States Census data. Data shows that BHS Hispanic staff are lower in proportion to Hispanic clientele.

	BHS staff (Volunteered Data)	BHS staff %	MH Medi-Cal Beneficiaries % (CALEQRO CY2021)	SUD Medi-Cal Beneficiaries % (CALEQRO CY-20)	County % (Census)
Caucasian/White	246	34%	15.7. %	18.4%	33%
Hispanic	209	29%	46.41%	45%	41%
Asian/Pacific Islander	143	20%	14.79%	16.7%	14.5%
Black/African American	78	11%	9.14%	10.1%	7%
Native American	1	.001%	.3%	.3%	.5%
Other	49	7%	13.68%	9.6%	4%
Total	726	100%	100%	100%	100%

FY2022-2023 Strategies:

- Committee will develop and updated Staff Ethnicity Language Report to include voluntary SOGI (Sexual Orientation/Gender Identify) and Consumer/Family Member status data points by February 28, 2023.

- Administration will re-survey BHS Staff with updated Staff Ethnicity/Language Report by March 31, 2023
- The BHS Cultural Competency Committee in partnership with the Recruitment and Retention Committee will develop strategies for increasing the recruitment of staff from the Latinx/Hispanic communities by June 30, 2023.

### Criterion 7: County System Language Capacity

(CLAS Standard 5,6,8)

FY 2021-2022 Accomplishments:

- BHS continues to maintain an in-house database of language capacity of BHS Staff
- BHS improved in language capacity in Cambodian, Hmong, Laotian and American Sign Language

The BHS Cultural Competency Committee reviewed the language capacity of BHS staff. The data, provided below, shows improvement in language capacity from the previous fiscal year in Cambodian, Hmong, and Laotian Languages. Spanish and Vietnamese language shows a disparity from the previous year.

Primary languages spoken by clients and staff	# of Clients	# of BHS Staff Providing Direct Services (2020-21)	Staff to client ratio	# of Clients	# of BHS Staff Providing Direct Services (2021-22)	Staff to client ratio
English	13,887	737	1:19	17,591	559	1:31
Spanish	780	89	1:9	1,088	99	1:11
Cambodian	184	5	1:36	177	5	1:35
Vietnamese	74	5	1:15	71	4	1:18
Laotian	36	0	n/a	38	4	1:10
Hmong	29	6	1:5	22	7	1:3
Tagalog	4	26	1:1	13	27	1:1
Arabic and Farsi	21	4	1:5	23	3	1:8
Chinese (Mandarin and Cantonese)	7	2	1:3	10	3	1:3
American Sign Language	6	0	n/a	8	4	1:2
Korean	2	1	1:2	3	1	1:3

FY 2022-2023 Strategies:

- The BHS Cultural Competency Committee will partner with the Recruitment and Retention Committee to develop strategies to recruit staff that speak Spanish and Vietnamese languages by June 30, 2023.

### Criterion 8: County Adaptation of Services

(CLAS Standard 12)

2020-21 Accomplishments:

- Contracts Management included monitoring contract providers for completion of online Cultural Competency Training.

BHS documented the necessity of cultural and linguistic competency in its contractual requirements (Attachment 5) and monitors contractors to ensure that personnel training is implemented accordingly. BHS has additionally included the requirement for cultural and linguistic competence in each of the project descriptions in its Requests for Proposals (RFP).

FY 2022-2023 Strategies:

- Quarterly reviews of contractor provider services include monitoring the provision of staff training in the areas of cultural and linguistic competency. (Attachment 6)

**Attachments:**

1. BHS MH QAPI Work Plan
2. BHS SUD QAPI Work Plan
3. 22-23 MHSA Annual Update to the Three Year Mental Health Services Act Program and Expenditure Plan, pages 8-17
4. San Joaquin County-specific Data provided by CALEQRO for MH and SUD
5. Boilerplate Contract Language – Cultural Competency
6. Contract Monitoring Tool – Item 6b/6d

# Attachment 1: BHS MH QAPI Work Plan (Sections 5.H.1-5.H.4)

5. Structure and Operations								
5.H. Cultural Competency- The MHP incorporates cultural competency principles in the		Goals	Target	FY19/20	FY 20/21	Data Source	Frequency of Review	Action Plan
5.H.1	The MHP identifies strategies and resources to meet the cultural, ethnic, racial, and linguistic clinical needs of its eligible.	Create workforce that is representative of the population.	By 6/30/2022, BHS will increase the Hispanic/Latino proportion of staff to 36%.	32%	34%	Human Resources	Quarterly	Enact recruitments for language-specific positions. Assess opportunities for recruitment in cultural arenas of the community and implement two strategies.
5.H.2	The MHP implements strategies and uses resources to meet the cultural, ethnic, racial, and linguistic clinical needs of its eligible.	Improve cultural competency of staff.	As described in the Cultural Competence Plan, 100% of staff and contractors hired during FY21/22 will receive online Cultural Competency Training within 12 months of employment	81%	Unable to track	Department Managers	Quarterly	Managers and supervisors will require new staff to complete online cultural competence training during the initial probationary period.
5.H.3	The MHP implements strategies and uses resources to meet the cultural, ethnic, racial, and linguistic clinical needs of its eligible.	Improve cultural competency of staff.	By 4/30/2022, SJCBS will have identified gaps in the Cultural Competency knowledge base of BHS staff members and partners.	N/A	N/A	I.S. Survey	Quarterly	Conduct a division-wide and program-specific inventory of Cultural Competency knowledge via the California Brief Multicultural Competence Scale (CMCBS) to identify gaps in the knowledge base of BHS staff members and partners.
5.H.4	The MHP implements strategies and uses resources to meet the cultural, ethnic, racial, and linguistic clinical needs of its eligible.	Improve cultural competency of staff.	By 6/30/2022, BHS will develop an action plan to address the findings of the CBMCS Survey.	N/A	N/A	I.S. Survey	Quarterly	Analyze the findings from the CBMCS Survey and develop an action plan to address the findings from the CBMCS Survey.

## Attachment 2: BHS SUD QAPI Work Plan (Sections 2d, 3a1, 6a-6c)

2d	By 6/30/2022 increase penetration rates of Hispanic beneficiaries to 0.82%	0.50%			Penetration data	<p>1. The Plan will continue Increase number of Spanish-speaking staff to improve access for monolingual Spanish-speaking clients.</p> <p>2. The Plan will provide staff training on use of Language Line - including additional training on using Language Line for telephone contacts.</p> <p>3. The Plan will provide advertising and resources in Spanish for distribution in prominent areas.</p> <p>4. The Plan will monitor the penetration rate on a regular basis (how often can the information be pulled in order to get accurate data?)</p>	Cultural Competence Committee/Eric
----	--	-------	--	--	------------------	---	------------------------------------

	By 6/30/2022 increase consumer/family member participation in Cultural Competency Committee, Consumer Advisory Council, and QAPI Council by at least two members each.	CCC - 1 QIC - 1 CAC - 1			Meeting minutes and sign in sheets	<p>1. The Plan will meet with the Consumer Advisory Committee and develop a strategies to increase participation in the Cultural Compliance Committee and Quality Assessment and Improvement Council.</p>	SAS Coordinator Cultural Competency Committee
3a	By 6/30/2022 at least 50% of "open" BHS SUD clients receiving treatment will participate in Treatment Perception Survey.				UCLA Survey Results	<p>1. The Plan will ensure the survey information is accessible to consumers in multiple formats.</p> <p>2. The Plan will ensure all county and contracted providers receive the survey information.</p> <p>3. The Plan will send reminder emails to the county and contracted programs during the survey week.</p> <p>4. The Plan will examine the participation results of the survey and develop strategies for improvement where it is needed.</p> <p>5. Residential clients will be surveyed quarterly.</p>	QAPI

6a	By 6/30/2022 increase number of Spanish-speaking direct-service staff from one FTE to three FTEs.	3			NACT	<p>1. The Plan will review findings in QAPI Council and Cultural Competency Committee to establish recruitment objectives for fiscal year.</p>	Ethnic Services Manager
6b	By 6/30/2022 100% of staff will be trained in Cultural Competency and new staff will complete it within 12 months of hire.	100%			TPS	<p>1. The Plan's SUD managers and supervisors will track required staff trainings - including Cultural Competence - and document staff completion.</p> <p>2. The Plan will monitor the contractors on a monthly basis to ensure trainings are completed.</p>	SAS Coordinator SAS Managers
6c	By 6/30/2022 Cultural Competency Committee will add four new members.				Cultural Competence Committee meeting minutes and sign in sheets	<p>1. The Plan will actively promote Cultural Competence Committee, providing increased opportunity for staff participation, and posting information in public areas soliciting consumer/family member participation.</p>	Ethnic Services Manager

## Community Program Planning and Stakeholder Process

### Community Program Planning Process

The BHS community planning process serves as an opportunity for consumers, family members, mental health and substance abuse service providers and other interested stakeholders to discuss the needs and challenges of consumers receiving mental health services and to reflect upon what is working for the diverse range of consumers served. The following activities were conducted to gather information regarding current services and to provide recommendations on the need for updates and revisions.

#### Quantitative Analysis (Program period July 2020 – June 2021):

- Program Service Assessment
  - Utilization Analysis
  - Penetration and Retention Reports
  - External Quality Review
- Workforce Needs Assessment/Cultural Competency Plan
- Evaluation of Prevention and Early Intervention Programs

#### Community Discussions:

- Behavioral Health Board
  - December 2021 Introduction to MHSA Community Planning
  - MHSA Presentations and Updates on Community Convenings in January, February, April, May 2022 MHSA Community Planning Meetings and Public Hearing
- Public Forums (Via Zoom Conference Call)
  - January 5, 2022 - BHS Consortium of Mental Health Providers
  - January 19, 2022 - BHS Behavioral Health Board
  - January 22, 2022 – General Town Hall Community Planning Session
  - January 26, 2022 – Co-hosted by El Concilio -Spanish
  - January 27, 2022 - General Town Hall Community Planning Session

#### Targeted Discussions:

- Consumer Focus Groups (Via Zoom Conference Call)
  - January 6, 2022 - Co-hosted by the Wellness Center
  - January 13, 2022 - Co-hosted by the Martin Gipson Socialization Center

#### Consumer and Stakeholder Surveys:

- 2021-22 MHSA Consumer and Stakeholder Surveys

## Assessment of Mental Health Needs

### *County Demographics and County's Underserved/Unserved Populations*

San Joaquin County, located in California's Central Valley, is a vibrant community with just over 775,000 individuals, with a diverse population. English is spoken by more than half of all residents, though nearly 180,000 residents are estimated to speak Spanish as their first language. Tagalog, Chinese, Khmer, and Vietnamese are also spoken by large components of the population. 41% of the county population is predominantly centrally situated in Stockton, the largest city in the county. Cities like Lodi, Tracy, and Manteca make up an additional 32% of the county population, while the remaining smaller cities of Ripon, Lathrop, and Escalon make up 7% of the county population. Unincorporated areas of San Joaquin County make up 20% of the remaining balance. San Joaquin County's gender ratio is 99 men to 100 women (99:100) or .99, equal to the California State average of 99:100.

San Joaquin County age distribution shows that the 20-54 age group makes up the largest percentage in the county with the 0-19 age group following behind.

Age Distribution	Percent of Population
0-19	30.6%
20-54	46.6%
55-64	11
65 and over	11.9%

\*Source: San Joaquin Council of Governments

San Joaquin County stakeholders have identified underserved/unserved populations as individuals that are historically part of a vulnerable racial, ethnic and/or cultural group. In addition, underserved/unserved populations also include immigrants, refugees, uninsured adults, LGBTQIA+ individuals, Limited English Proficient individuals, and rural residents of north and south county.

### *Population Served*

BHS provides mental health services and substance use disorder treatment to nearly 18,550 consumers annually. In general, program access is reflective of the diverse population of San Joaquin County, with a roughly even division of male and female clients. An analysis of services provided in 2020-21 demonstrates the program participation compared to the county population.

## Mental Health Services Provided in 2020-21

Services Provided by Age	Number of Clients*	Percent of Clients
Children	2,603	15%
Transitional Age Youth	2,970	17%
Adults	9,793	56%
Older Adults	2,000	12%
<b>Total</b>	<b>17,366</b>	<b>100%</b>

\*Source: BHS Client Services Data

Program participation is reflective of the anticipated demand for services, with the majority of services being delivered to adults ages 25-59 years of age.

Services Provided by Race/Ethnicity	County Population by Race/Ethnicity**	Percent of County Population	Clients Served*	Percent of Clients
White	258,051	33%	5,917	34%
Latino	316,124	41%	4,793	28%
African American	57,495	7%	2,885	17%
Asian	109,599	14%	1,393	8%
Multi-Race/Other	26,605	4%	1,825	10%
Native American	3,646	.5%	478	3%
Pacific Islander	3,830	.5%	75	0.4%
<b>Total</b>	<b>775,350</b>	<b>100%</b>	<b>17,366</b>	<b>100%</b>

\*Source: BHS Client Services Data

\*\*Source: <https://www.dof.ca.gov/Forecasting/Demographics/Projections>

The diversity of clients served is similar to the distribution in prior years. African Americans are disproportionately over-represented amongst consumers compared to their proportion of the general population (17% of participants, though comprising 7% of the population of the County). Native Americans are also over-represented within the service continuum (3% of clients are Native American). Latinos are enrolled in mental health treatment services at rates lower than expected, compared to their proportion of the general population (28% of clients versus 41% of the population). Asian clients are also underrepresented by 6%.

Services Provided by City	County Population by City**	Percent of County Population	Clients Served*	Percent of Clients
Stockton	319,188	41%	11,386	66%
Lodi	68,751	9%	1,457	8%
Tracy	98,601	12%	1,167	7%
Manteca	87,319	11%	1,287	7%
Lathrop	28,503	4%	324	2%
Ripon	16,292	2%	137	1%
Escalon	7,501	1%	112	1%
Balance of County	155,691	20%	1,449	8%
<b>Total</b>	<b>783,534</b>	<b>100%</b>	<b>17,366</b>	<b>100%</b>

\*Source: BHS Client Services Data

\*\*Source: <http://www.dof.ca.gov/Forecasting/Demographics/Estimates/E-1/>

The majority of clients are residents of the City of Stockton. Stockton is the County seat of government and the largest city in the region, accounting for 41% of the County population. The majority of services and supports for individuals receiving public benefits, including mental health, are located in Stockton.

### *Stakeholder Involvement:*

BHS recognizes the meaningful relationship and involvement of stakeholders in the MHSA process and related behavioral health system. A partnership with constituents and stakeholders is achieved through various committees throughout the BHS system to enhance mental health policy, programming planning and implementation, monitoring, quality improvement, evaluation, and budget allocations. Stakeholders are involved in committees and boards such as: Behavioral Health Board, MHSA Consortium, Quality Assessment & Performance Improvement (QAPI) Council (including Grievance Subcommittee and QAPI Chairs), Consumer Advisory Committee, Cultural Competency Committee and SUD Monthly Providers Committee.

### *Discussion Group Input and Stakeholder Feedback*

Due to the limitations on in-person gatherings brought on by the pandemic, the majority of the community forums and discussion groups for this year's planning were conducted via the Zoom video call platform.

Community Program Planning for 2021-22:

#### Behavioral Health Board Agenda Items

At the December 2021 Behavioral Health Board meeting, the MHSA Coordinator announced that the MHSA Plan's community program planning process would begin in January 2022. He shared the methodology and timeline for the annual planning process, which informed the Plan's 2022-23 update. Promotional flyers with details for both consumer and community discussion groups were distributed to the Board electronically.

### *Community and Consumer Discussion Groups*

There were seven community discussion groups convened in January 2022, two of which specifically targeted adult consumers and family members. A community discussion group was included in a Behavioral Health Board meeting so stakeholders could present their input directly to members of the Board.

All community discussion groups began with a training and overview of the MHSA, a summary of its five components, and the intent and purpose of the different components including:

- Funding priorities
- Populations of need
- Regulations guiding the use of MHSA funding

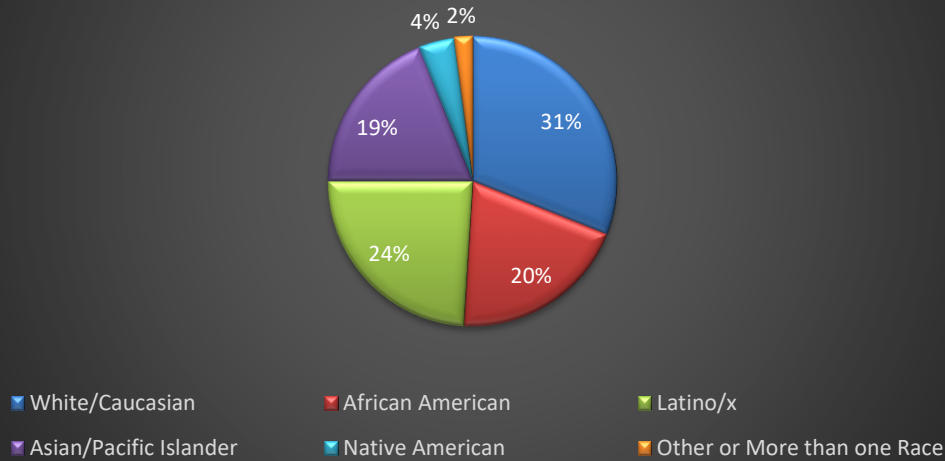
Stakeholder participation was tracked through Zoom chat and completed anonymous demographic Survey Monkey links. Stakeholder participants were demographically diverse and included representatives of unserved and underserved populations, according to the surveys. The community discussion and focus groups had participation by 117 individuals, 71% of whom self-identified as a consumer of public mental health services or as a family member of a consumer. The majority of participants identified as adults ages 26-59, 22% were older adults over 59 years of age, and 7% were youth ages 18-25.

Community discussion groups were also attended by individuals representing the following groups:

- Consumer Advocates/Family Members
- Substance use disorder treatment providers
- Community-based organizations
- Children and family services
- Law Enforcement
- Veteran's services
- Senior services
- Housing providers
- Health care providers
- County mental health department staff

A diverse range of individuals from racial and ethnic backgrounds attended the community discussion and focus groups. Similar to the County's demographic breakdown and those BHS provides services to, no one racial or ethnic group comprised a majority of participants. As with BHS service delivery patterns, African American participants were slightly overrepresented, compared to the County population, and Latino/x participants were underrepresented.

## Race/Ethnicity of Community Meeting Participants January 2022



### *Survey Input and Stakeholder Feedback*

In late February of 2022, BHS distributed electronic and paper surveys to consumers, family members, and stakeholders to learn more about the perspectives, needs, and lives of clients served through mental health programs. Surveys were completed online and in person with multiple-choice answers and responses were tallied through Survey Monkey reports. There were 423 surveys completed. Survey instruments can be reviewed in the Appendix.

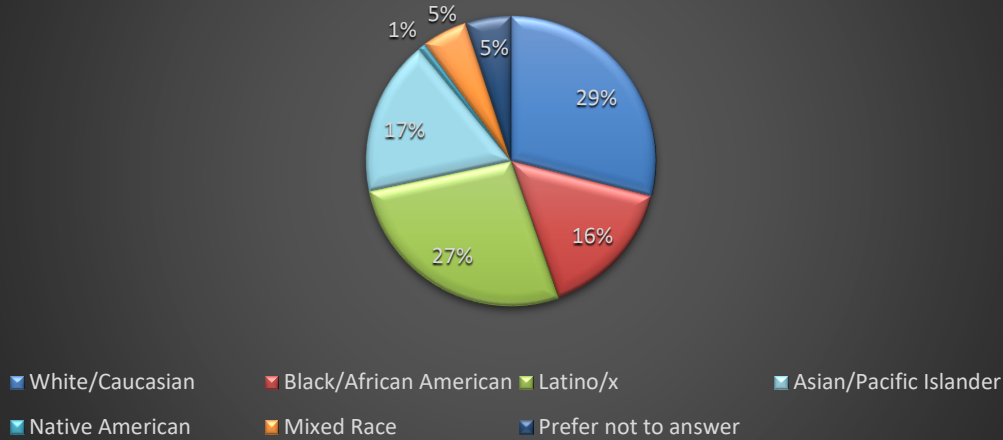
BHS consumers and their family members reported mid to high levels of satisfaction with the services provided to address mental health and/or substance use disorders, with 85% of respondents reporting that they would recommend BHS services to others. According to respondents, BHS Informational materials such as flyers, brochures and website need to be updated. A large majority of respondents reported that the BHS Lobby and reception areas are friendly and welcoming from a cultural and linguistic perspective. Respondents agreed strongly with statements regarding staff courtesy and professionalism, respect of cultural heritage, and their capacity to explain things in an easily understood manner.

In the interest of learning more about individuals who use mental health services, survey respondents were asked to anonymously self-report additional demographic information. The objective was to have a more nuanced understanding of the clients from the data collected in standardized BHS intake forms. The respondent data revealed a deeper understanding of client demographics, criminal justice experiences, and their living situations that was previously unknown.

Survey respondents were diverse and identified as: White/Caucasian (29%), Latino/x (27%), African American (16%), Asian/Pacific Islander (17%), Native American (1%), and Mixed Race 5%

Self-Reported Race and Ethnicity of Stakeholder Respondents  
MHSA 2021-22 Consumer and Stakeholder Surveys

## SURVEY RESPONDENTS



### Self-Reported Age/Gender of Stakeholder Respondents

Age Range	Percent	Gender	Percent
Under 18	13%	Male	40%
18-25	10%	Female	55%
26-59	63%	Transgender	1%
60 and over	11%	Non-Binary	1%
Prefer not to say	3%	Prefer not to say	2%

The 423 respondents surveyed represent the broad diversity of stakeholders in the community and consumers served by BHS. 72% of respondents identify as someone who is receiving, or who needs, mental health treatment services. Less than half of respondents have children, with 49% describing themselves as parents. Consistent with the general population, 9% self-identified as lesbian, gay, bisexual, transgender, queer/questioning, or intersex (LGBTQ). Nearly a third of respondents identified with having a physical or developmental disability. Few are military veterans, with 7% reporting that they have served in the US Armed Forces. 17% of consumers reported experiencing homelessness more than four times or being homeless for at least a year; and 32% of respondents reported having been arrested or detained by the police.

## Community Mental Health Issues

### *Key Issues for Children and Youth (Birth to 15 Years of Age)*

Strengthening services and supports for children, youth and their families remains a major concern in San Joaquin County. Stakeholders continue to assert that more needs to be done to support and strengthen families, particularly those where risk factors for mental illness are present. In several of the Community Discussion and Focus groups, stakeholders discussed the importance of prevention and earlier interventions, and education for children and families.

- Greater focus on 0-5 Population with focus on prevention.
- Need program to work with LGBTQ children and youth
- Needs to address generational and cultural gap between parents and children around mental health diagnosis.
- Stakeholders expressed a need for education and training for all family/caregivers to recognize signs and symptoms of mental health concerns.

#### **Recommendations to Strengthen Services for Children and Youth:**

- Explore programming for 0-5 population Prevention within PEI programs for Children and Youth.
- Provide Youth Mental Health First Aid Training for the community and schools.
- Provide Family Services for African American, Asian/Pacific Islander and Latino Community to educate parents on signs and symptoms of mental illness and stigma reduction with an emphasis on cultural consideration
- Explore programming at local Community Centers with focus on Mental Wellness for children and families

### *Key Issues for Transitional Age Youth (16 to 25 Years of Age)*

Stakeholders expressed the most concern for transition age youth (TAY) who have aged out of the foster care system, are college-age, or are from communities that are historically unserved or underserved by mental health services. Aside from a few specialty treatment programs, most interventions target either children and youth, or adults. Despite these gaps, stakeholders remain optimistic that current resources can be leveraged in a better way to serve transitional age youth.

- Focused efforts to ensure that TAY programming includes enhancing life skills and suicide prevention education.
- TAY Workforce development and training opportunities, specifically for Peer Support Specialist within the TAY Community.
- TAY focused temporary crisis housing and permanent housing to prevent homelessness

#### **Recommendations to Strengthen Services for Transition Age Youth**

- Stronger outreach and engagement to TAY population including hiring peer specialists/outreach worker positions specifically in-tuned with the TAY Community.

- Develop programming with Community Based Organizations to enhance Access and linkage efforts with focus on vulnerable communities that represent the TAY Population.
- Explore a TAY Skill building program to enhance social skills, coping skills and development of self-advocacy, resiliency, hope, and empowerment.
- Expand existing Mentoring for Transitional Aged Youth program with focus on trauma informed care practice and exploring the use of culturally rooted healing practices for TAY Population

### *Key Issues for Adults*

Consumers and stakeholders discussed the challenges of being homeless while recovering from a mental illness, and the need to develop more housing for people with mental illnesses. Consumers and stakeholders expressed the lack of outreach and engagement into underserved communities, trauma services for the African American community, and lack of services for rural areas of north and south San Joaquin County.

- Individuals with mental illnesses, and co-occurring disorders that are homeless lack wrap around services and specialized housing case management.
- Housing options continue to be scarce for adults. Homeless individuals need more outreach/engagement and clear pathway to housing options with intensive treatment for MH and SUD Challenges.
- MH and SUD Services in rural parts of north and south San Joaquin County (Linden, Escalon, Ripon, Woodbridge, Lockeford) are lacking.
- Need for Outreach and Engagement programming for African American, Asian/Pacific Islander, and Latino Communities, specifically Mental Health First Aid (MHFA) Training and Stigma Reduction for faith-based organizations and leaders in communities of color.

### **Recommendations to Strengthen Services for Adults**

- BHS should continue to strengthen the housing continuum for people with serious mental illnesses.
- BHS should explore avenues in programming to incorporate non-traditional forms of healing and culturally rooted community defined practices.
- BHS should strengthen community engagement to underserved communities with Communities of Color and faith-based organizations by funding community organizations to conduct targeted focus community planning and provide MHFA training to the community.
- BHS should explore expansion of Wellness Centers to provide peer support services in rural areas of the County.
- Expand Trauma Services for Adults to the African American Community
- Explore strengthening vocational training as part of an individual's long term recovery success, enhance job skills and job placement in existing employment programming.

### *Key Issues for Older Adults*

Older adults with mild to moderate mental health concerns remain at-risk for untreated depression and suicide ideation. More articulation is needed with senior and older adult service providers to offer interventions for older adults that have escalating behavioral health challenges. More public information and education about the risk of suicide in adults and older adults is needed; particularly focusing on adult men who

are at the highest risk for suicide in San Joaquin County. Finally, stakeholders identified the biggest risk among older adults living independently as social isolation, especially in light of the COVID-19 Pandemic. Stakeholders encouraged more behavioral health services co-located at county community centers that provide senior activities, services, and supports throughout the County.

- There are few behavioral health prevention services for older adults in San Joaquin County.
- There are few evidence-based substance use disorder treatment programs designed for older adults in San Joaquin County, of serious concern because alcohol abuse is strongly correlated with older adult depression.
- Older adult behavioral health prevention services should work in partnership with local community centers.
- Vulnerable older adults are included in those that are homeless and living alone.

#### **Recommendations to Strengthen Services for Older Adults:**

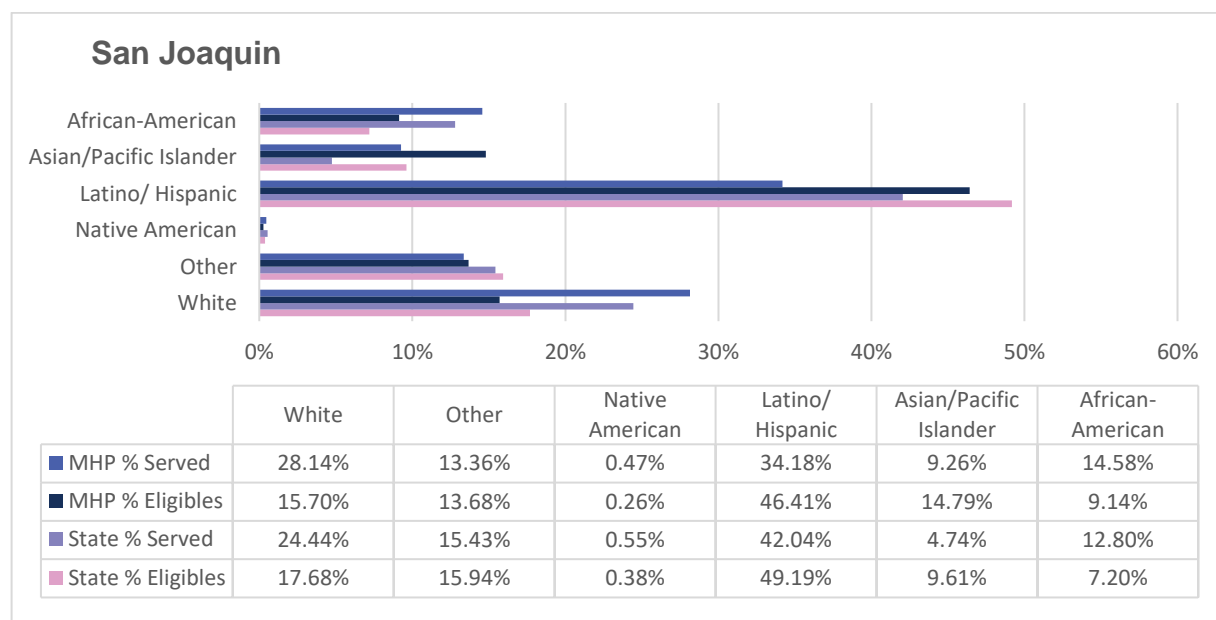
- BHS Older Adult Services should provide meaningful alternatives such as a “day program” for daily living that combats depression and isolation including more socialization activities and more activities that prevent memory deterioration or loss of cognitive functioning.
- Explore a PEI program specific to Older Adults to provide culturally appropriate services that understand the cultural and generational trauma experienced by older adults by providing cultural healing practices in services
- Co-locate senior peer support services program at community centers once a week. Ensure that senior peer partners have training in recognizing signs and symptoms of alcohol abuse and have an array of tools and resources to refer older adults who are requesting assistance with behavioral health concerns, including co-occurring disorders.
- Broaden suicide prevention efforts to target the older adult community. Include targeted prevention information for middle age and older adult men. Address handgun and firearm safety when living with loved ones experiencing depression.

Attachment 4: San Joaquin County Specific Data provided by CALEQRO for MH and SUD

CALEQRO PERFORMANCE MEASURES CY 21 – SAN JOAQUIN MHP

**Table 4: MHP Beneficiaries Served by Race/Ethnicity vs State CY 2021**

Race/Ethnicity	# MHP Served	# MHP Eligibles	MHP Penetration Rate	State Penetration Rate
African-American	1,374	28,423	4.83%	6.83%
Asian/Pacific Islander	873	46,006	1.90%	1.90%
Hispanic/Latino	3,221	144,332	2.23%	3.29%
Native American	44	817	5.39%	5.58%
Other	1,259	42,553	2.96%	3.72%
White	2,652	48,833	5.43%	5.32%
Total	9,423	310,964	3.03%	3.85%

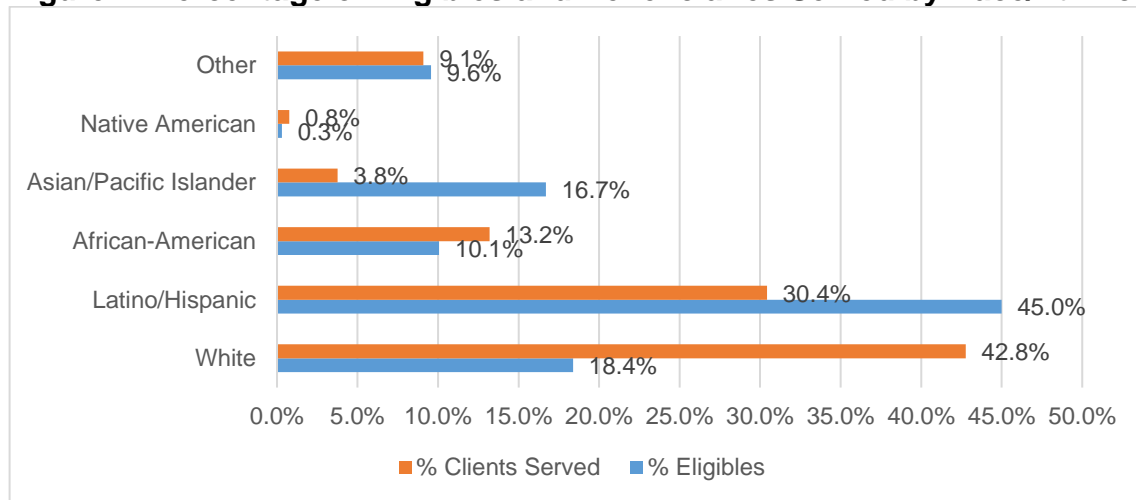


Percentage of Eligibles and Clients Served by Race/Ethnicity, CY 20 (SUD)

**Table 1: County Medi-Cal Eligible Population, Beneficiaries Served, and Penetration Rates by Race/Ethnicity, CY 2020**

San Joaquin				Medium Counties	Statewide
Race/Ethnicity Groups	Average # of Eligibles per Month	# of Clients Served	Penetration Rate	Penetration Rate	Penetration Rate
White	38,695	1,237	3.20%	2.29%	1.96%
Latino/Hispanic	94,706	880	0.93%	0.73%	0.69%
African-American	21,200	382	1.80%	1.73%	1.34%
Asian/Pacific Islander	35,155	109	0.31%	0.31%	0.17%
Native American	635	22	3.46%	1.79%	1.84%
Other	20,138	263	1.31%	1.71%	1.41%
<b>TOTAL</b>	<b>210,529</b>	<b>2,893</b>	<b>1.37%</b>	<b>1.29%</b>	<b>1.03%</b>

**Figure 1: Percentage of Eligibles and Beneficiaries Served by Race/Ethnicity, CY 2020**



**15. Cultural and Linguistic Proficiency:**

- a. To ensure equal access to quality care by diverse populations, CONTRACTOR shall adopt the federal Office of Minority Health Culturally and Linguistically Appropriate Service (CLAS) national standards.
- b. When the consumer served by CONTRACTOR is a non-English or limited-English speaking person, CONTRACTOR shall take all steps necessary to develop and maintain an appropriate capability for communicating in that consumer's primary or preferred language to ensure full and effective communication between the consumer and CONTRACTOR staff. CONTRACTOR shall provide immediate translation to non-English or limited-English speaking consumers whose conditions are such that failure to immediately translate would risk serious impairment. CONTRACTOR shall provide notices in prominent places in the facility of the availability of free translation in necessary other languages.
- c. CONTRACTOR shall make available forms, documents and brochures in the San Joaquin County threshold languages of English and Spanish to reflect the cultural needs of the community.
- d. CONTRACTOR is responsible for providing culturally and linguistically appropriate services. Services are to be provided by professional and paraprofessional staff with similar cultural and linguistic backgrounds to the consumers being served.

Attachment 6: Contract Monitoring Tool – Annual Site Review Checklist – 6b/6e.

7. Review sample documentation for evidence of compliance with other contract requirements:
a. Employee HIPAA training and confidentiality statements;
b. Employee training including BHS Compliance Training, CANSA, cultural competency and limited English proficiency, and clinical documentation
c. Compliance Sanction Checks up to date (applicable to Medi-Cal providers)
d. Notice of Adverse Benefit Determination (NOABD) practices of agency (applicable to Medi-Cal providers)
e. Adoption of the Federal Office of Minority Health CLAS Standards; policy and practice examples
f. Timeliness standards
g. Presence of required postings and forms available for consumers; free interpretation services, HIPAA Rights, Non-Discrimination notices, forms for suggestions and satisfaction surveys, Notice of Adverse Benefit Determination, Medi-Cal Beneficiary Brochure

# MHSA Prevention and Early Intervention Evaluation Report

## San Joaquin County Behavioral Health Services

---

Fiscal Year 2021/22

**DRAFT March 3, 2023**

## Table of Contents

Introduction .....	3
Key Findings .....	5
Methods.....	8
Prevention .....	9
Skill Building for Parents and Guardians .....	9
Mentoring for Transitional Age Youth .....	16
Coping and Resilience Education Services (CARES).....	26
School Based Intervention for Children and Youth .....	30
Intervention .....	36
Early Intervention to Treat Psychosis (TEIR) .....	36
Outreach for Increasing Recognition of Early Signs of Mental Illness .....	40
NAMI Outreach for Increasing Recognition of Early Signs of Mental Illness .....	40
Stigma and Discrimination Reduction .....	42
NAMI Stigma and Discrimination Reduction Program .....	42
Suicide Prevention .....	45
Suicide Prevention Project.....	45
Timely Access to Services for Underserved Populations.....	51
Recovery Services for Nonviolent Offenders (LEAD).....	51
Access and Linkage to Treatment .....	54
Whole Person Care .....	54
Appendix: Demographic Tables .....	58
Skill-Building for Parents and Guardians .....	58
Mentoring for Transitional Age Youth .....	61
Coping and Resilience Education Services (CARES).....	64
School Based Intervention for Children and Youth .....	67
Telecare Early Intervention and Recovery Services (TEIR) .....	70
NAMI Outreach for Increasing Recognition of Early Signs of Mental Illness .....	72
NAMI Stigma and Discrimination Reduction Program .....	75
Suicide Prevention Project.....	78
Recovery Services for Nonviolent Offenders (LEAD).....	81
Whole Person Care .....	82

## Introduction

In October 2015 the State of California Office of Administrative Law (OAL) approved new Prevention and Early Intervention (PEI) regulations<sup>1,2</sup>. Under these regulations, San Joaquin County (SJCBS) must submit an annual Prevention and Early Intervention Report to the Mental Health Services Oversight and Accountability Commission (MHSOAC).

SJCBS's PEI Projects are classified into specific Program and Strategy categories per state regulation. Each of these Program and Strategy categories has a specific set of reporting requirements. Table 1 illustrates the distribution of SJCBS's PEI Projects into these seven Program and Strategy categories:

1. Prevention
2. Intervention
3. Outreach for increasing recognition of early signs of mental illness
4. Stigma and discrimination reduction
5. Suicide prevention
6. Access and linkage to treatment programs
7. Timely access to services for underserved populations

This report includes a brief description of each SJCBS Project along with the required information for each Program and Strategy as specified in Section 3560.010 of the CCR. In addition, this report includes interim evaluation findings for Fiscal Year 2021/22, which will be expanded upon in a Three-Year Program and Evaluation Report due December 31, 2025 per Section 3560.020 of the CCR. It is important to note that few significant qualitative findings or interpretations are included in this preliminary report.

---

<sup>1</sup> (CCR, Title 9, 3200.245, 3200.246, 3510.010, 3560, 3560.010, 3560.020, 3700, 3701, 3705, 3706, 3710, 3717, 3720, 3725, 3726, 3730, 3735, 3740, 3745, 3750, 3755, 3755.010),

<sup>2</sup> A copy of the regulations may be found at [https://mhsoac.ca.gov/wp-content/uploads/PEI-Regulations\\_As\\_Of\\_July-2018.pdf](https://mhsoac.ca.gov/wp-content/uploads/PEI-Regulations_As_Of_July-2018.pdf)

# San Joaquin County Behavioral Health Services

## MHSA Prevention and Early Intervention (PEI) Three Year Program and Evaluation Report

Table 1. Program and Strategy Categories

San Joaquin County PEI Projects	Program Category	Required Strategies	
		Access & Linkage to Treatment	Timely Access to Services for Underserved Populations
Skill-Building for Parents and Guardians	Prevention	X	X
Mentoring for Transitional Age Youth (TAY)	Prevention	X	X
Coping and Resilience Education Services (CARES)	Prevention	X	X
School Based Interventions	Prevention	X	X
Early Intervention to Treat Psychosis (TEIR)	Early Intervention	X	X
Community Trainings - Outreach	Outreach for Increasing Recognition	X	X
Community Trainings - Stigma	Stigma & Discrimination Reduction	X	X
Suicide Prevention Project	Suicide Prevention	X	X
LEAD - Recovery Services for Nonviolent Offenders	Timely Services for Underserved Populations	X	
Whole Person Care	Access and Linkage to Treatment		X

## Key Findings

The following is a summary of key findings from fiscal year 2021/22.

### Prevention Projects

**Skill-building for Parents and Guardians:** Three community-based organizations offered 132 courses, served 1,165 individuals, and graduated 745 parents and guardians from evidence-based parenting classes during the fiscal year. Surveys conducted at the beginning and end of the courses revealed that across the programs, 84% of graduating participants had gained knowledge, skills, behaviors, or improved attitudes about parenting.

**Transitional Age Youth:** In FY 2021/22, two community-based organizations provided evidence-based mentoring to 529 youth aged 16-25 with emotional and behavioral health difficulties. Over half showed increased strengths overall, as measured by the modified CANSA before and after participation (54%). A similar proportion (57%) graduated (completed at least one goal) before concluding their participation.

**Coping and Resilience Education Services (CARES):** BHS's Children and Youth Services (CYS) provided trauma screening and intensive evidence-based skill-building trainings to caregivers and children who had been exposed to trauma. The program served 174 children and 102 caregivers during the 2021/22 fiscal year. The evaluation found that among parents who completed the program, 83% experienced a reduction in stress and 81% of children experienced an overall increase in psychosocial functioning (i.e., reduction in PSC-35 score).

**School Based Interventions:** Three community-based organizations provided prevention services to 809 students through partnerships with schools. One hundred and twenty-eight (128) rehabilitative groups were initiated, offering 953 sessions. In addition, providers facilitated 177 individual support team meetings involving school personnel, students and their families. There were 207 presentations targeting school personnel, and one provider held three presentations for parents/caregivers. Out of 481 students participating in group programming, 80% graduated (attending at least half of the sessions). Program evaluation found that 63% of matched pre-post CANSA scores showed overall improvement in outcomes.

### Early Intervention Projects

**Early Intervention and Recovery (TEIR):** Telecare provided an integrated set of promising practices intended to slow the progression of psychosis to 75 transitional age youth and their family members over the course of the 2021/22 fiscal year. Altogether, 22 clients were discharged during the 2021/22 fiscal year, with a total of 15 (68%) completing program objectives. Of the six clients with matched pre/post CANSAs<sup>3</sup> (with a participation interval of at

---

<sup>3</sup> The CANSA is San Joaquin County's combined version of the CANS/ANSA.

## **San Joaquin County Behavioral Health Services**

### **MHSA Prevention and Early Intervention (PEI) Three Year Program and Evaluation Report**

least one year), the most prevalent need identified was Anxiety, with 33% demonstrating improvement. The area with the highest proportion of improvement was Resiliency, with 75% of the participants demonstrating favorable change (three of the four who presented with an actionable score at intake).

### **Outreach for Increasing Early Recognition of Mental Illness & Stigma and Discrimination Reduction Projects**

**NAMI's Outreach for Increasing Recognition of Early Signs of Mental Illness program:** During the 2021/22 fiscal year, San Joaquin County's chapter of National Alliance on Mental Illness delivered 15-hour NAMI Provider Education classes during three sessions to 28 behavioral health providers (potential responders). **NAMI's Stigma and Discrimination Reduction Program** provided In Our Own Voices presentations, Family to Family and Peer to Peer trainings to 324 participants. Program surveys found that 80% of participants showed positive change in attitudes, knowledge and/or behaviors related to mental illness and 71% showed positive change related to seeking mental health services.

### **Suicide Prevention**

**Suicide Prevention Program:** During fiscal year 2021/22, the Child Abuse Prevention Council (CAPC) facilitated a Yellow Ribbon Suicide Prevention Campaign in 13 high-risk high schools within the county, reaching 8,444 individuals. The program trained 478 school personnel and 273 youth "gatekeepers," and additionally, provided more intensive SafeTalk training to 194 community members throughout the county. The evaluation found that on average, 89% of Yellow Ribbon Campaign recipients demonstrated an increase in ability to recognize signs, symptoms and risks of suicide. A similar portion (86%) demonstrated greater knowledge about professional and peer resources available to help people at risk of suicide. Nearly all (98%) of SafeTalk participants were more knowledgeable about how to intervene as a result of their training.

### **Timely Services for Underserved Populations**

**Recovery Services for Nonviolent Offenders (LEAD):** During fiscal year 2021/22, LEAD worked with 30 non-serious, nonviolent offenders with high rates of homelessness to provide targeted screening and assessment for behavioral health services and supports. On average, each individual received 31 contacts and 73 hours of service over the course of the year.

### **Access and Linkage to Treatment**

**Whole Person Care:** The Whole Person Care project provided case management to 155 individuals who are high utilizers of health care services and at high risk for untreated mental illness. On average, individuals received 28 service contacts and 60 hours of service. Program referrals to county-administered mental health services yielded an 86% rate of linkage with within 60 days.

### Access and Linkage to Treatment Strategy

All Prevention and Early Intervention Programs were required to implement an *Access and Linkage to Treatment Strategy*<sup>4</sup>. The following table provides a summary of fiscal year 2021/22 referrals made by PEI programs to mental health treatment, to County mental health providers in particular, and known linkages to treatment, as defined by having engaged in at least one service within sixty days. In total, there were 259 referrals to mental health treatment, 209 of which were to SJCBSH administered programs, allowing them to be tracked. Records document 49 known linkages to treatment within 60 days of referral.

	Referrals		Linkage
	To MH treatment	To County MH treatment	To County MH treatment
Skill-Building for Parents and Guardians	43	43	1
Mentoring for Transitional Age Youth (TAY)	120	119	25
Coping and Resilience Education Services (CARES)	8	6	0
School Based Interventions	3	2	0
Suicide Prevention Program	58	15	4
LEAD - Recovery Services for Nonviolent Offenders	5	2	0
Whole Person Care	22	22	19
<b>Totals</b>	<b>259</b>	<b>209</b>	<b>49</b>

---

<sup>4</sup> "Access and Linkage to Treatment" means connecting children with severe mental illness, as defined in Welfare and Institutions Code Section 5600.3, and adults and seniors with severe mental illness, as defined in Welfare and Institutions Code Section 5600.3, as early in the onset of these conditions as practicable, to medically necessary care and treatment, including but not limited to care provided by county mental health programs

### Timely Services to Underserved Populations

All Prevention and Early Intervention Programs were required to implement a strategy to *Improve Timely Services to Underserved Populations*<sup>5</sup>. Approved claims penetration rates indicate that in San Joaquin County Asian and Hispanic/Latino individuals have lower engagement with County-administered services than the overall County population. For this reason, SJBHS identified these two populations as the focus of the strategy for timely access to services.

State PEI regulations ask counties to report the number of referrals made to underserved populations, including referrals for mental health services and other PEI programs. Altogether, programs made 422 referrals to mental health treatment or other PEI programs. Nearly half (46%, n=193) were for Hispanic individuals. Seven percent (7%, n=28) of referral recipients identified as Asian.

### Methods

Each PEI program is expected to keep records of the numbers of individuals served through the various components of programming and to document that information quarterly. In some cases, clinical records and billing information were also used to compile the output figures in this report.

In 2021, SJBHS designed an application (“PEI App”) to standardize and streamline data collection regarding demographic surveys and referrals made to mental health services or other PEI programs. This year marked the first full year using that PEI application to create this report.

Demographic and referral summaries were compiled from demographic surveys and referral information that programs submitted via the PEI App. Client IDs (or names and birthdates) were used to match referrals to billed services. Any billed mental health service that transpired within sixty days of referral date was considered a linkage to service.

Following state and federal privacy laws, efforts have been made to exclude personally identifiable information. A supplemental file that contains all required data, including that which was excluded from this narrative report, will be submitted to the state under separate cover.

All projects identified as Prevention and/or Early Intervention include an outcome evaluation. Methodologies used to measure outcomes are described within the individual project sections of the report.

---

<sup>5</sup> “Improving Timely Access to Services for Underserved Populations” means to increase the extent to which an individual or family from an underserved population as defined in Title 9 California Code of Regulations Section 3200.300 who needs mental health services because of risk or presence of a mental illness receives appropriate services as early in the onset as practicable, through program features such as accessibility, cultural and language appropriateness, transportation, family focus, hours available, and cost of services.

## Prevention

### Skill Building for Parents and Guardians

#### Project Description

Community-based organizations offer evidence-based parenting classes throughout San Joaquin County with the goal of reducing risk factors for mental illness and increasing protective factors associated with social connectedness, parent and family resilience, and knowledge of child development.

In FY 2021/22, the Skill Building for Parents and Guardian Project was delivered by three community-based providers:

- Child Abuse Prevention Council of San Joaquin County (CAPC) provided Parent Café groups.
- Catholic Charities Diocese of Stockton (CC) provided Nurturing Parenting Program (NPP) groups.
- Parents by Choice (PBC) provided Positive Parenting Program (Triple P) groups.

#### Project Outputs

In the 2021/22 fiscal year, the Skill Building project served a total of 1,561 parents and guardians. The following table shows that 745 (48%) graduated. Participants attended an average of 4.9 sessions.

Skill-Building for Parents and Guardians				
Outputs FY 2021/22				
	CAPC-PC	CC-NPP	PBC - Triple P	Total Skill-building
Unduplicated parent/guardian participants	849	359	353	1,561
Number of unduplicated individuals who completed/graduated*	304	149	292	745
Percent who completed/graduated	36%	42%	83%	48%
Total number of groups delivered	55	21	56	132
Total number of sessions delivered	571	251	343	1,165
Average number of participants per group (group size)	15.4	17.1	6.3	11.8
Average number of sessions delivered per group (dosage offered)	10.4	12.0	6.1	8.8
Average number of sessions attended per participant (dosage received)	4.3	5.8	5.2	4.9

\*Graduation definitions: For CC-NPP defined as completing at least 7 of the 10 course topics; For PBC defined as attending 80% of Triple P classes and completing Assessment Tool and a Client Satisfaction Survey; for CAPC defined as attending 50% or more of the 15 Parent Café sessions.

### Demographics

Demographic forms were collected upon intake or initiation of services. Based on the information provided in the demographic forms collected<sup>6</sup>(n=1,565), the program population can broadly be described as adults between the ages of 26 and 59, and predominantly women (88%) . A majority (73%) who answered questions about their ethnic background identified themselves as Mexican/Mexican-American.

Demographic tables from 2021/22 are included in the [appendix](#) to this report.

### Participant Outcomes

Each of the three Skill Building for Parents and Guardians programs followed a different evidence-based curriculum and implemented an applicable validated instrument to measure progress towards intended outcomes<sup>7</sup>.

#### Parent Cafés (Child Abuse Prevention Council)

Participants in CAPC Parent Cafés completed a Protective Factors survey during their first and last session of the program. The table below shows that they were able to survey 279 participants during the year. Highest gains were demonstrated in *parental resiliency* (95% showed improvement). Overall, 92% of participants showed improvement over the course of their engagement in the program.

Skill-Building for Parents and Guardians <i>Program: Parent Cafés (Child Abuse Prevention Council)</i>		
Outcomes FY 2021/22		
Instrument: Protective Factors Survey Frequency of administration: First and last session		
Unduplicated individuals served	849	
Number of graduates	304	36%
Number of graduates w/ matched pre/post	304	100%
<b>Number who showed improvement in:</b>		
Knowledge of parenting skills	282	93%
Access to support	265	87%
Parental resiliency	290	95%
Social connections	284	93%
Parent/child relationships	275	90%
<b>Total participants who showed improvement*</b>	<b>279</b>	<b>92%</b>

\* Based on average number who showed improvement in each domain

<sup>6</sup> Between 18% and 30% of participants declined to answer any given demographic question.

<sup>7</sup> Each parenting program has selected a validated instrument specific to their own curricula; they are not used for comparing program outcomes across the project.

*Nurturing Parenting Program (Catholic Charities)*

Participants in Catholic Charities Nurturing Parenting Program completed the Adult Adolescent Parenting Inventory (AAPI) during their first and last session of the program. The table below shows that the program was able to collect matched inventories from 129 participants during the year. Highest gains were demonstrated in *beliefs in corporeal punishment*, showing improvement among 95% of participants. On average, 78% of participants showed improvement over the course of their engagement in the program.

Skill-Building for Parents and Guardians Program: Nurturing Parenting Program (Catholic Charities)'		
Outcomes FY 2021/22		
Instrument: Adult Adolescent Parenting Inventory (AAPI) Administered first and last session		
Unduplicated individuals served	359	
Number of graduates	166	46%
Number of graduates w/ matched pre/post	166	100%
<b>Number who showed improvement in:</b>		
Inappropriate expectations	122	73%
Low level of empathy	139	84%
Belief in corporeal punishment	158	95%
Reverse family roles	108	65%
Restricts power and independence	117	70%
<b>Total participants who showed improvement*</b>	<b>129</b>	<b>78%</b>

\* Based on average number who showed improvement in each domain

## San Joaquin County Behavioral Health Services

### MHSA Prevention and Early Intervention (PEI) Three Year Program and Evaluation Report

#### *Positive Parenting Program (Parents by Choice)*

The Positive Parenting Program included three components: Triple P (general parenting classes), Parents of Teens, and Family Transitions (co-parenting). Each class used a different tool to measure progress towards outcomes. The largest class was Triple P, with 252 graduates. Three-quarters (75%) of Triple P participants showed improvement across all domains.

Skill-Building for Parents and Guardians <i>Program: Positive Parenting Program (Parents by Choice)</i>		
Outcomes FY 2021/22		
Unduplicated individuals served	353	
Number of graduates	292	83%
Triple P Regular Graduates w/ matched pre/post	252	
Triple P for Parents of Teens Graduates w/ matched pre/post	38	
Family Transitions Graduates w/ matched pre/post	2	
Showed improvement		
<b>Regular Triple P classes: Parenting Tasks Checklist (PTC) &amp; Parenting Scale (PS)</b>		
Setting self-efficacy (PTC)	198	79%
Behavioral self-efficacy (PTC)	188	75%
Laxness and Overreactivity (PS)	183	73%
Total*	190	75%
<b>Parents of Teen classes: Conflict Behavior Questionnaire (CBQ) &amp; Parenting Scale (PS)</b>		
Conflict behavior (CBQ)	27	71%
Laxness and Overreactivity (PS)	22	58%
Total*	25	64%
<b>Family Transitions: Acrimony Scale &amp; Depression Anxiety Stress Scale (DASS)</b>		
Acrimony Scale	2	100%
DASS (Depression, Anxiety, Stress) Scale	2	100%
Total*	2	100%
<b>Total participants for all programs who showed overall improvement*</b>	<b>216</b>	<b>74%</b>

\* Based on average number who showed improvement in each domain

#### **Cost/Benefit Analysis**

The following table shows several key indicators of performance for the Skill Building Project as a whole, including costs of the project (based on county expenditure reports); cost per participant; cost per graduate; and cost per individual who showed reduced risk factors and/or increased protective factors.

The programs cost \$290 per individual served, \$607 per graduate, and \$725 per graduate who demonstrated improvement in parenting skills.

## San Joaquin County Behavioral Health Services

### MHSA Prevention and Early Intervention (PEI) Three Year Program and Evaluation Report

Skill-Building for Parents and Guardians	
Expenditure/Benefit FY 2021/22	
	Total
<i>Program expenditures</i>	\$452,263
Unduplicated individuals served	1,561
<i>Expenditure per individual served</i>	\$290
Number who graduated	745
<i>Expenditure per graduate</i>	\$607
Number who showed improvement*	624
<i>Expenditure per individual who showed improvement</i>	\$725

\*As defined under Participant Outcomes

### Access and Linkage to Treatment Strategy

The following is a summary of data on mental health treatment referrals from the Skill Building for Parents and Guardians program during the 2021/22 fiscal year. Detailed data on referrals, including full demographic information, is provided in the supplemental file.

- The project made 43 referrals to mental health treatment. All 43 of the referrals were for treatment provided, funded, administered, or overseen by County mental health programs. The average duration of untreated mental illness was 8.4 months.
- Of the 43 County-referred individuals, one (2%) was known to have engaged in treatment, defined as attending at least one service within 60 days.
- The interval between referral and service was 33 days.

Skill-Building for Parents and Guardians				
Access and Linkage to Treatment Strategy FY 2021/22				
	CAPC-PC	CC-NPP	PBC - Triple P	Total Project
Referrals to MH treatment				
Individuals referred	1	39	3	43
<u>Duration of untreated mental illness (months)</u>				
Average	n/a	8.4	n/a	8.4
Standard deviation	n/a	8.6	n/a	8.6
Linkages to county administered MH treatment				
Individuals referred to county MH treatment	1	39	3	43
# Engaged*	0	1	0	1
% Engaged	0%	3%	0%	2%
<u>Calendar days between referral and service</u>				
Average	-	33	-	33
Standard deviation	-	-	-	-

\*Engaged in a service within 60 days after referral

n/a= data not available

### Timely Access to Services for Underserved Populations Strategy

Approved claims penetration rates indicate that in San Joaquin County Asian and Hispanic/Latino community members are underserved. These two populations have lower engagement with County-administered services than the overall County population. For this reason, SJBHS identified these two populations as the focus of the strategy for timely access to services.

The following is a summary of referrals to mental health treatment and PEI programs for these two underserved populations during the 2021/22 fiscal year.

- During the 2021/22 fiscal year, Skill Building for Parents and Guardians referred 44 **Hispanic/Latino** individuals to mental health treatment or another PEI program; this represents 61% of all Skill Building for Parents and Guardians referrals.
- No **Asian and Pacific Islander** individuals were referred to mental health treatment or different PEI programs during the 2021/22 fiscal year.

More detailed referral and linkage data for underserved populations are included in the supplemental file.

### Encouraging Access to Services and Follow Through

The following are ways in which SJBHS and the Skill Building for Parents and Guardians Project encourage access to services and follow through for referrals:

## **San Joaquin County Behavioral Health Services**

### **MHSA Prevention and Early Intervention (PEI) Three Year Program and Evaluation Report**

- All PEI provider organizations are trained in referral to crisis services, outpatient mental health treatment and PEI programs; and how to document referrals per State regulations.
- Catholic Charities Nurturing Parenting participants were reminded about service availability once per week or anytime the class topic mentioned a high risk personal or family situation.
- CAPC Parent Café encourages access to services by inviting service providers to groups to discuss their services and eligibility requirements. Examples of services include Anger Management, Every Woman Counts (Breast & Cervical Cancer Screenings), Public Health Services, and First 5 home visitation programs. When participants hear firsthand what a service can do to benefit their families, it makes a huge difference because they can ask questions on the spot and get hands-on support. Parent Cafe staff also help with the referral process and follow up with participants to ensure they are receiving services.

## Mentoring for Transitional Age Youth

### Project Description

Community-based organizations provide intensive mentoring and support to transitional age youth (16-25) with emotional and behavioral difficulties who do not meet the criteria for specialty mental health care. The project targets very high-risk youth to reduce the possibility of youth developing serious and persistent mental illnesses which are associated with adverse childhood experiences, severe trauma or ongoing stress, family or domestic violence, and/or self-harm or suicidal thoughts.

TAY Mentoring uses the evidence-supported Transition to Independence (TIP) service model. Services focus on the five domains that TIP is designed to impact:

1. Employment and Career
2. Educational Opportunities
3. Living Situation
4. Personal Effectiveness and Wellbeing
5. Community Life Functioning

In FY 2021/22, the Mentoring for Transitional Age Youth (TAY Mentoring) Project was delivered by two community-based providers:

- Child Abuse Prevention Council of San Joaquin County (CAPC)
- Women's Center Youth and Family Services of San Joaquin County (Women's Center, or WCYFS)

## Project Outputs

In FY 2021/22, the TAY Mentoring Project served a total of 529 individuals. The following table shows the number of youths directly served and the number of individual service sessions delivered by each provider. The table also includes TIP model fidelity scores: the Organizational Survey fidelity scores, rated by program managers, are a composite of 9 items related to staffing, services, supervision and other system-level items, and the TIP Practice Probes are a composite of the scores of three interview questions posed to program staff related to their knowledge and practices.

Mentoring for Transitional Age Youth			
Outputs FY 2021/22			
	CAPC	WCYFS	Total TAY
Unduplicated individuals served	366	163	529
Unduplicated individuals enrolled during fiscal year	309	126	435
Number of individuals who graduated*	207	95	302
Percent who graduated	57%	58%	57%
Number of sessions delivered	1,507	1,118	2,625
Average number of sessions delivered per individual	4.1	6.9	5.0
Organizational Survey fidelity scores (average)	94%	97%	95%
TIP Practice Probes fidelity scores (average)	80%	95%	88%

\*Graduated=completed at least one self-identified goal

## Demographics

Demographic forms were collected upon intake or initiation of services. Based on the information provided in the demographic forms collected<sup>8</sup> (n=320), the program population can broadly be described as young adults between the ages of 16 and 25, with 57% identifying as female, 38% male, and 6% identifying as transgender, non-binary or another gender identity. TAY participants are racially and ethnically diverse; twenty-three percent (23%) identified themselves as Black or African-American, and half (50%) who answered questions about their ethnic background identified themselves as Mexican/Mexican-American. One in five (19%) indicated they were homeless.

Demographic tables from 2021/22 are included in the [appendix](#) to this report.

---

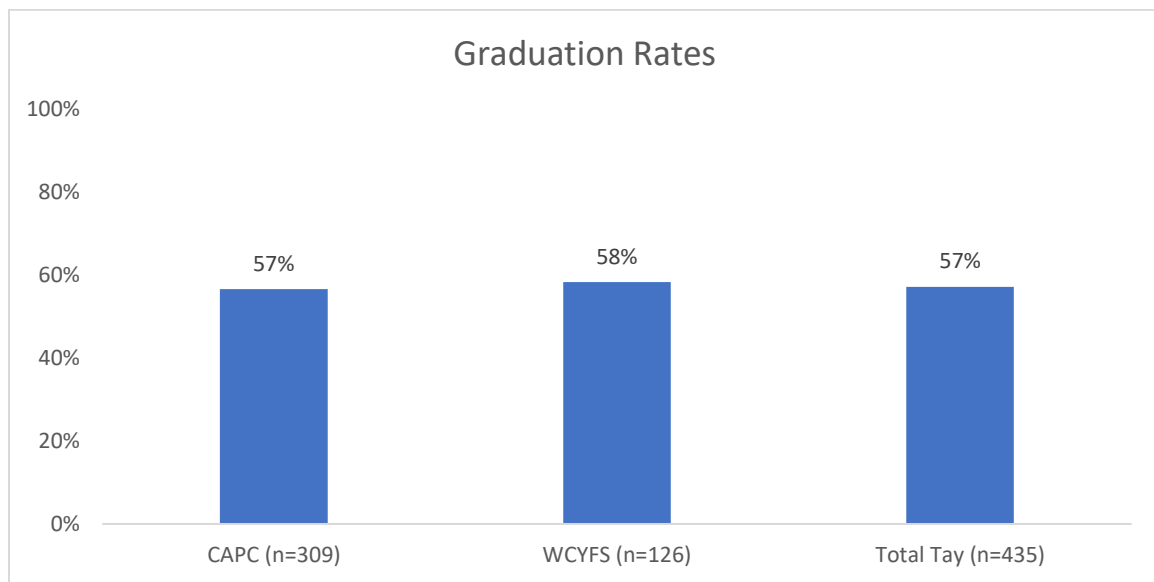
<sup>8</sup> Up to 15% of participants declined to answer any given demographic question.

## Participant Outcomes

The TAY program measured impacts by evaluating progress in three outcome areas: graduation rates, progress toward self-identified goals (measured by TIP Tracker), and reduction in risk (as measured by assessing needs and strengths using an abbreviated CANSA).

### *Graduation rates*

Graduation from this program was defined as participants having completed at least one of their self-identified program goals. Altogether, 57% of the participants served in FY2021/22 graduated (completed their goals).

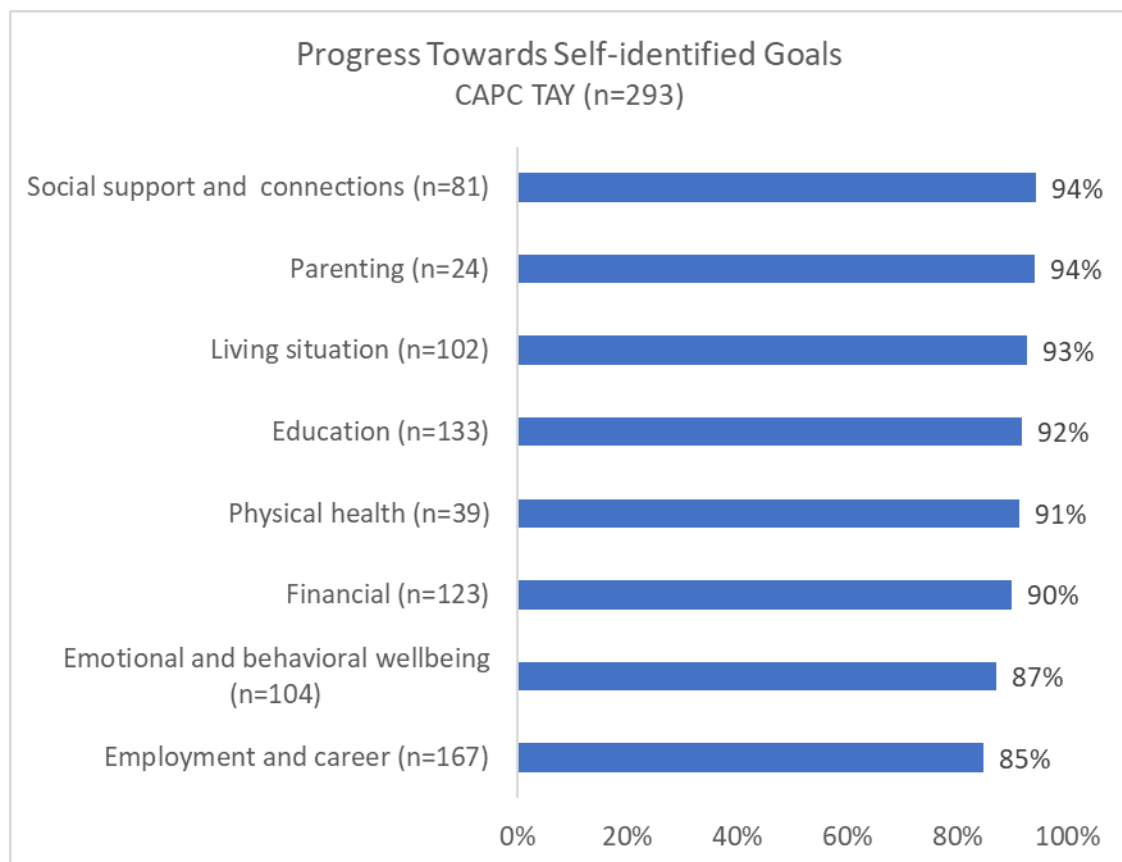


*Progress towards self-identified goals*

The TIP Tracker rated each participant at discharge on progress towards or the completion of their self-identified goals in up to 8 categories. The following figures show the percentage of participants who showed improvement in meeting their self-identified goals, for each of the programs separately.

TAY participants at **CAPC** were most successful in the areas of social support and parenting, with 94% of participants who targeted those areas making progress.

The TIP category of employment and career was the most common targeted goal area (as indicated by the total number of participants who identified goals in that category, n=167). However, it was also the area where participants were slightly less likely to find success (85%).



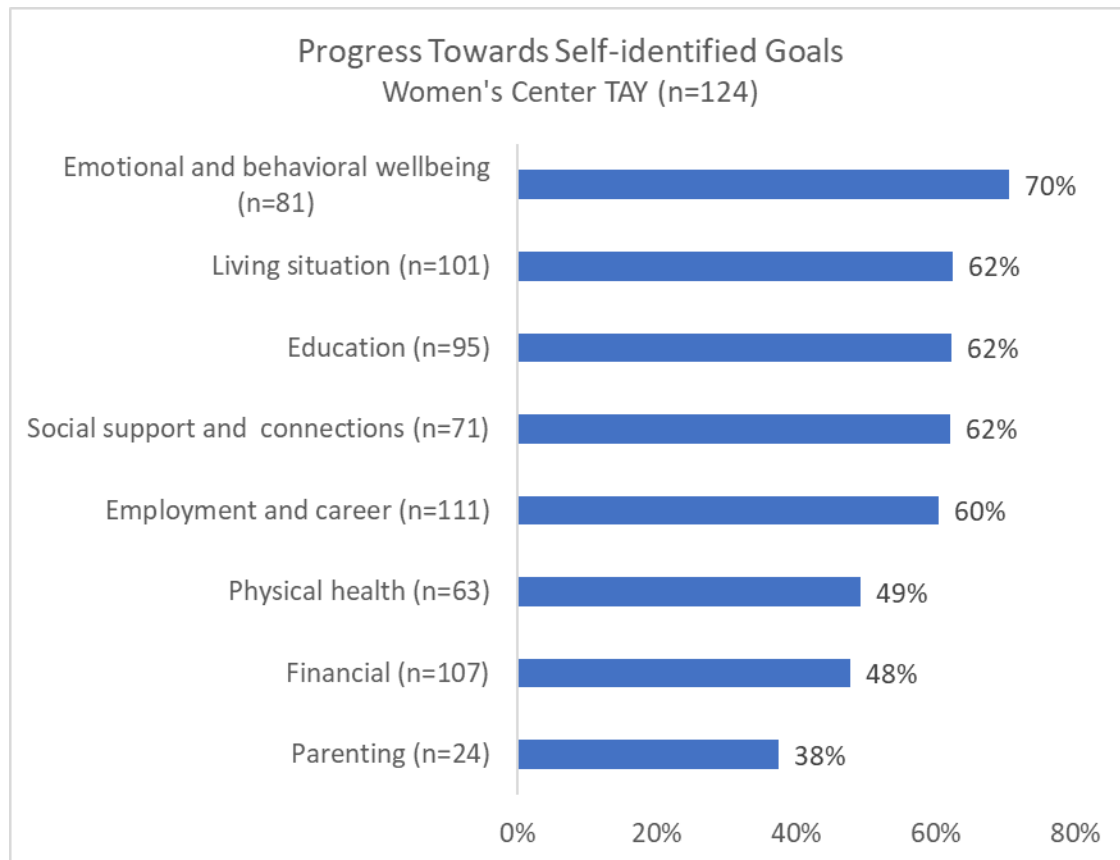
Note: the sample size noted with each set of bars denotes the cumulative number of participants who identified a goal in that category.

## San Joaquin County Behavioral Health Services

### MHSA Prevention and Early Intervention (PEI) Three Year Program and Evaluation Report

TAY participants at the **Women's Center** were most successful in targeting the area of emotional and behavioral wellbeing, with 70% making progress. Other areas of success included living situation, education, and social supports, where 62% of participants made progress. The categories that proved most challenging were parenting, financial, and physical health, where less than half of the graduating participants documented progress.

The TIP category of employment was the most common targeted goal area (as indicated by the total number of participants that identified goals in that category, n=111).



Note: the sample size noted with each set of bars denotes the cumulative number of participants who identified a goal in that category.

#### *Reduced risk*

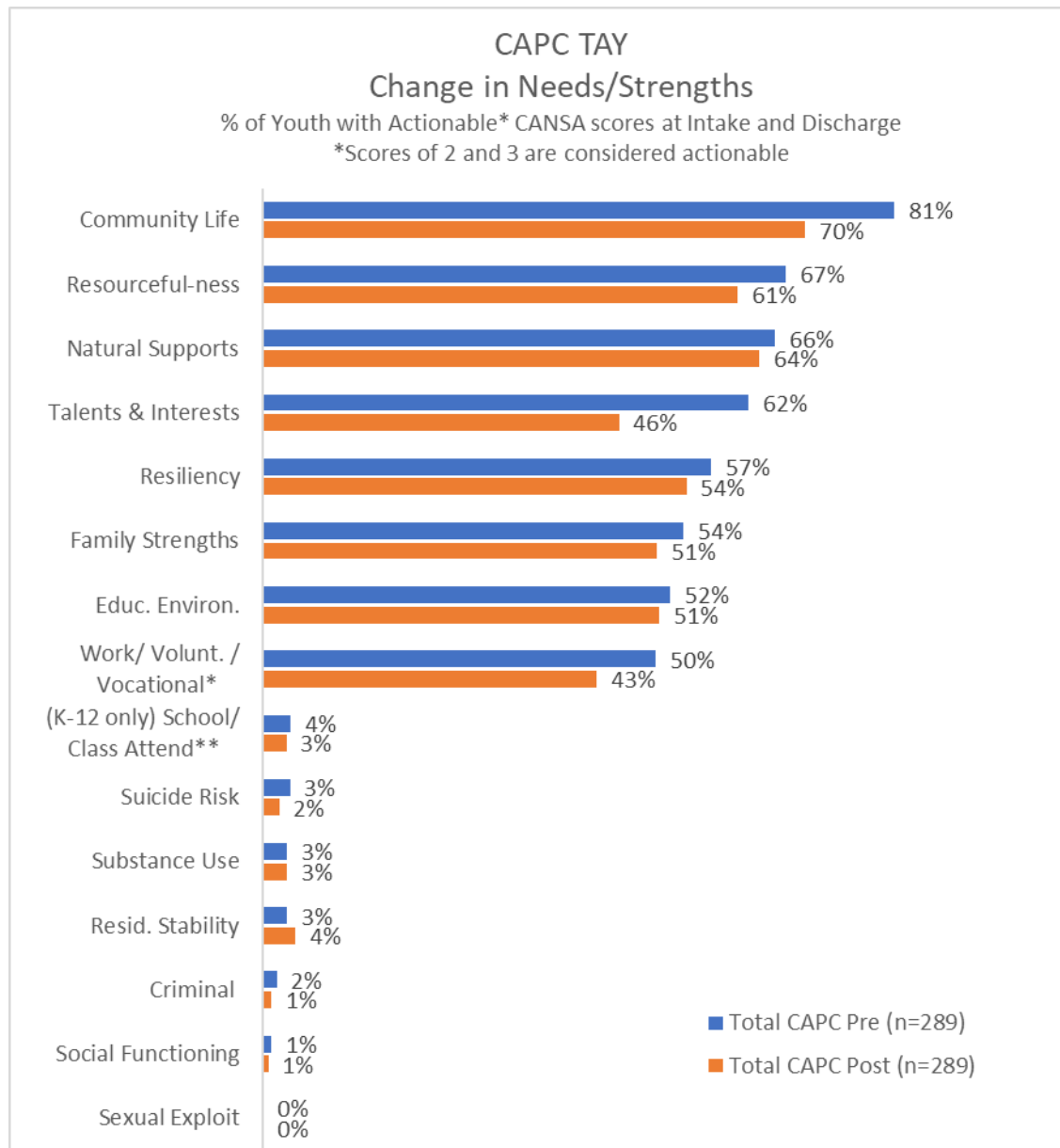
The third area of outcomes involved changes in participant needs and strengths, measured with an abbreviated CANSA tool comprised of 15 items that program managers felt could be addressed through the TIP model.

At intake and at discharge, participants were scored on these 15 areas. A score of a 2 or a 3 indicates a need in that designated area. The figures below shows that the most prevalent issues faced by TAY participants involved a deficit of protective strengths related to *community life* and *resourcefulness*. For example, 81% of CAPC TAY participants presented with needs in their

## San Joaquin County Behavioral Health Services

### MHSA Prevention and Early Intervention (PEI) Three Year Program and Evaluation Report

*community life* when starting with the TAY program. This dropped to 70% at discharge, a notable improvement. Other areas with notable improvement include *Talents & Interests* and *Work/Vocational*.



Calculations were based on participants with complete data for both pre and post assessments (n=289)

\* Work calculations were based on a smaller subset based on item relevance (n=143 pre/n=138 post)

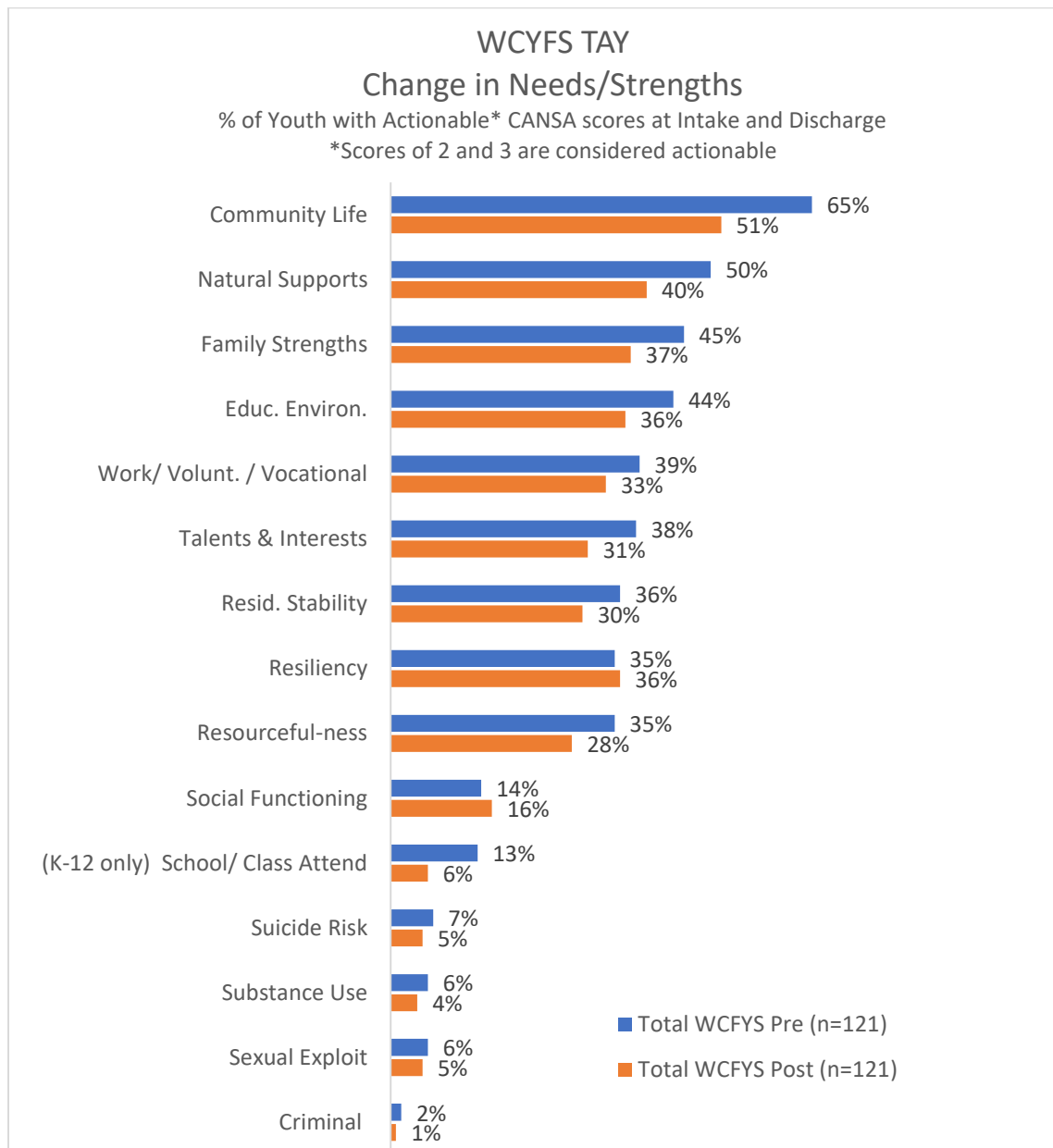
\*\*School calculations were based on a smaller subset based on item relevance (n=171 pre/n=167 post)

The most prevalent issues faced by TAY participants at Women's Center involved a deficit of protective strengths related to *community life* and *natural supports*. Nearly two-thirds (65%) of

## San Joaquin County Behavioral Health Services

### MHSA Prevention and Early Intervention (PEI) Three Year Program and Evaluation Report

Women's Center TAY participants presented with needs in their *community life* when starting with the TAY program. This dropped to 51% at discharge, a notable improvement.

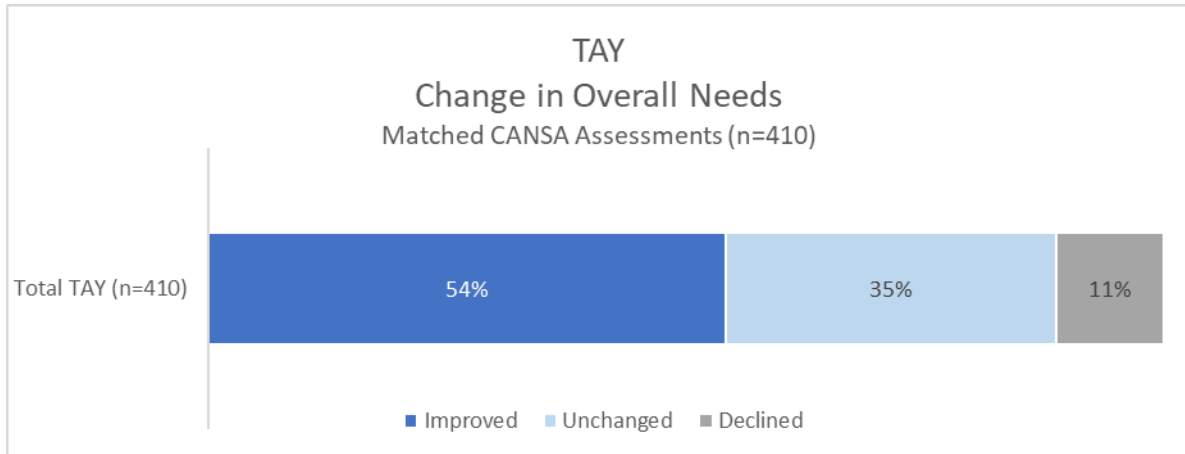


Calculations were based on participants with complete data for both pre and post assessments (n=289)

\* Work calculations were based on a smaller subset based on item relevance (n=143 pre/n=138 post)

\*\*School calculations were based on a smaller subset based on item relevance (n=171 pre/n=167 post)

The fifteen CANSA ratings were summed to form an overall needs score. The score at the beginning of services was compared to the score at the end of services. Taken together, project-wide, just over half (54%) showed decreased scores, indicating a reduction in need and/or increase in strengths.



### Cost/Benefit Analysis

The following table shows several key indicators of performance for the TAY project as a whole, including costs of the project (based on county expenditure reports) as well as the cost per participant and cost per graduate.

The project cost \$1,372 per individual served and \$2,404 per graduate.

Mentoring for Transitional Age Youth	
Expenditure/Benefit FY 2021/22	
	Total TAY
<i>Program Expenditures</i>	<i>\$726,026</i>
Unduplicated individuals served	529
<i>Expenditures per individual served</i>	<i>\$1,372</i>
Number who graduated	302
<i>Expenditures per graduate</i>	<i>\$2,404</i>

### Access and Linkage to Treatment Strategy

The following is a summary of data on mental health treatment referrals from the TAY Mentoring Project during the 2021/22 fiscal year. Detailed data on referrals, including full demographic information, is provided in the supplemental file.

- The project made referrals for 120 participants to mental health treatment, 119 of which were for treatment provided, funded, administered, or overseen by County mental health programs.
- The average duration of untreated mental illness was 17.2 months.
- Of the 119 County-referred individuals, 25 (21%) were known to have engaged in treatment within 60 days, with an average interval of 20 days between referral and treatment.

Mentoring for Transitional Age Youth			
Access and Linkage to Treatment Strategy FY 2021/22			
	CAPC	WCYFS	Total TAY
Referrals to MH treatment			
Individuals referred	60	60	120
<u>Duration of untreated mental illness (months)</u>			
Average	5.4	38.5	17.2
Standard deviation	5.3	40.3	28.9
Linkages to county administered MH treatment			
Individuals referred to county MH treatment	60	59	119
# Engaged*	9	16	25
% Engaged	15%	27%	21%
<u>Calendar days between referral and service</u>			
Average	14	23	20
Standard deviation	13.7	14.7	14.7

\*Engaged in a service within 60 days after referral

### Timely Access to Services for Underserved Populations Strategy

The following is a summary of 2021/22 referrals to Mental Health Treatment and PEI programs for the two underserved populations identified by SJCBS as a focus for the Timely Access strategy<sup>9</sup>. Summary tables are included in the supplemental file.

- Forty-three percent (43%) of referrals were made on behalf of **Latino/Hispanic** individuals.
- Six percent (6%) of referrals were made on behalf of **Asian/Pacific Islander** individuals.

More detailed referral and linkage data for underserved populations are included in the supplemental file.

### Encouraging Access to Services and Follow Through

The following are ways in which SJCBS and the TAY Mentoring Project encourages access to services and follow through:

- All PEI provider organizations are trained in referral to crisis services, outpatient mental health treatment and PEI programs; and how to document referrals per State regulations.
- Child Abuse Prevention Council's TAY Mentoring program provides community resources to youth and informs participants of their options. In 2021-2022 TAY offered services in both in-person and virtual platforms to minimize barriers to access. TAY specialists work on building rapport with clients and check on the status of referrals weekly when they meet.
- Specialists for The Women's Center TAY Mentoring program walk youth through the step-by-step processes of referral and coach them in self-advocacy.

---

<sup>9</sup> Approved claims penetration rates indicate that in San Joaquin County, Asian and Hispanic/Latino community members are underserved. These two populations have lower engagement with county administered services than the overall county population.

## Coping and Resilience Education Services (CARES)

### Project Description

CYS's CARES project serves children and youth (ages 5-18), and their caregivers, who are at risk for CPS involvement, exposed to trauma, or referred by Child Welfare, but who do not meet medical necessity for specialty mental health services. Children and youth are screened for trauma-related symptoms and receive a 12-session evidence-based intervention to address previous traumas and sustain them through difficult situations. Families receive trauma-informed training using the Parents Reach Achieve and Excel through Empowerment Strategies (PRAXES) curriculum. Staff provide one-on-one and group support.

### Project Outputs

In the 2021/22 fiscal year, the CARES project served a total of 276 individuals—174 children and 102 parents/caregivers. The following table shows the number of individuals who attended an outreach event related to CARES, number referred from external programs, number who participated in and then completed the children and youth (CIM/YIM) and parents/caregiver (PRAXES) curriculums.

Coping and Resilience Education Services (CARES)	
Outputs FY 2021/22	
Number of individuals who attended an outreach event	443
Number of children/youth referred to program	241
Number of children served in the program	174
Number of caregivers served in the program	102
<b>Unduplicated number of participants*</b>	<b>276</b>
Number of adults who completed PRAXES curriculum	29
Number of children who completed CIM/YIM curriculum	68
<b>Total number of individuals who completed (graduated) from program</b>	<b>97</b>

\*Includes rollovers from previous fiscal year

### Demographics

Demographic forms were collected upon intake or initiation of services. Based on the information provided in the demographic forms collected<sup>10</sup> (n=219), the program population consists of youth under 16 (59%), young adults aged 16-25 (7%), and adults (34)%. Ninety-one percent (91%) of the adults identified themselves as female. Nearly two-thirds (64%) who answered questions about their ethnic background identified themselves as Mexican/Mexican-American.

Demographic tables from 2021/22 are included in the [appendix](#) to this report.

---

<sup>10</sup> Up to 18% of participants declined to answer any given demographic question.

## Participant Outcomes

The CARES program used the Parental Stress Index with caregivers at intake and discharge. The index has four sub-domains: Defensive Responding (DR), Parental Distress (PD), Parent-Child Dysfunctional Interaction (P-CDI), and Difficult Child (DC). Eighty-three percent (83%) of the 29 matched pre- and post-tests demonstrated a reduction in stress in the total stress score.

Coping and Resilience Education Services (CARES)						
Outcomes						
Instrument: Parental Stress Index						
Number of parent/caregiver participants	102					
Number of matched pre and post tests	29					
	DR	PD	P-CDI	DC	Total Stress	% Showing reduced stress
Number of individuals showing reduction in stress (lower score post test)	17	18	20	24	24	83%
Average Pre Score	18.4	37.9	33.1	38.4	102.2	
Average Post Score	16.4	26.8	26.6	29.4	82.9	
Average difference	2.0	11.1	6.6	9.0	19.3	
Standard Deviation of Difference	6.7	39.0	10.1	9.3	23.4	

\*Includes only caregivers and parents who closed between July 1, 2021 and June 30, 2022 and who had matched pre and post test results.

CARES used the Pediatric Symptom Checklist to measure youth risk. Of the 102 youth served, there were 73 matched pre- and post-screenings. Eighty-one percent (81%) showed a reduction in symptoms.

Coping and Resilience Education Services (CARES)		
Outcomes		
Instrument: Pediatric Symptom Checklist		
Administered at program initiation and completion		
Number of child participants	174	
Number of matched pre and post tests	73	
PSC-35 Score	PSC-35 Score	% Showing reduced symptoms
Number of individuals showing reduction in symptoms (lower score post test)	59.0	81%
Average Pre Score	25.3	
Average Post Score	18.4	
Average Difference	6.9	
Standard Deviation of Difference	10.0	

### Cost/Benefit Analysis

The following table shows key indicators of performance for the CARES program (based on county expenditure reports), including costs of the project, cost per participant, and cost per individual who showed improved outcomes.

The programs cost \$3,096 per individual served and \$3,730 per participant who demonstrated improvement.

Coping and Resilience Education Services (CARES)	
Expenditure/Benefit FY 2021/22	
<i>Program Expenditures</i>	<i>\$854,392</i>
Unduplicated individuals served	276
<i>Expenditures per individual served</i>	<i>\$3,096</i>
Percent who showed improvement*	83%
<i>Expenditure per individual who showed improvement*</i>	<i>\$3,730</i>

\*As defined under Participant Outcomes and extrapolated from existing sample of participants with matching pre and post scores

### Access and Linkage to Treatment Strategy

The following is a summary of data on mental health treatment referrals from the CARES program during the 2021/22 fiscal year. Detailed data on referrals, including full demographic information, is provided in the supplemental file.

- The project made referrals for eight (8) individuals, six of which were mental health referrals for treatment provided, funded, administered, or overseen by County mental health programs.
- The average duration of untreated mental illness was unknown.
- Of the eight County-referred individuals, none were known to have engaged in treatment within sixty days.

### Timely Access to Services for Underserved Populations Strategy

The following is a summary of 2021/22 referrals to mental health treatment and PEI programs for the two underserved populations identified by SJCBS as a focus for the Timely Access strategy<sup>11</sup>.

- Seventy-five percent (75%) of referrals were made on behalf of **Latino/Hispanic** individuals.

---

<sup>11</sup> Approved claims penetration rates indicate that in San Joaquin County Asian and Hispanic/Latino community members are underserved. These two populations have lower engagement with county administered services than the overall county population.

## San Joaquin County Behavioral Health Services

### MHSA Prevention and Early Intervention (PEI) Three Year Program and Evaluation Report

- No **Asian and Pacific Islander** individuals were referred to mental health treatment or different PEI programs during the 2021/22 fiscal year.

More detailed referral and linkage data for underserved populations are included in the supplemental file.

### Encouraging Access to Services and Follow Through

The following are ways in which SJCBS and the CARES program encourage access to services and follow through:

- All PEI provider organizations are trained in referral to crisis services, outpatient mental health treatment and PEI programs; and how to document referrals per State regulations.
- CARES staff participate in community events as a part of ongoing outreach strategy. Staff also provide program presentations and refreshers at schools, agencies and other community organizations.
- When working the public booth, program staff encourage guests to leave their name and optionally their contact information if they would like to know more about CARES or receive a referral at a later time. Guests are encouraged to fill out a referral form while at the booth if they have any minor children in need of skill-building support. Referrals obtained from every event are followed up on within a week by the supervisor.

## School Based Intervention for Children and Youth

### Project Description

School Based Interventions provide brief mental health counseling and early intervention services, including group and individual skill building and rehabilitative prevention services, for children and youth who have been impacted by adverse childhood experiences, have social-emotional or behavioral issues, and/or are at risk of severe emotional disturbance. The project focuses on a team concept, partnering school personnel with clinical staff in the classroom.

In FY 2021/22, the School Based Interventions Project was delivered by three community-based providers:

- Child Abuse Prevention Council of San Joaquin County (CAPC)
- Parents By Choice (PBC)
- Sow A Seed Community Foundation (SAS)

### Project Outputs

In the 2021/22 fiscal year, the School Based Interventions project served a total of 809 students.

School Based Interventions				
Outputs FY 2021/22				
	CAPC	PBC	SAS	Total
Enrolled in prevention services	349	174	286	809
Individual case management provided (hours)	7,605	2,954	5,982	16,541
Average hours per individual	21.8	17.0	20.9	20.4
Group services				
Groups initiated	33	26	69	128
Number of sessions delivered	293	195	465	953
Average number of sessions per group	8.9	7.5	6.7	7.4
Unduplicated number of students in group services	137	97	247	481
Number of students graduated*	110	73	202	385
Percent of students graduated*	80%	75%	82%	80%
Support team meetings				
Number of student support team meetings	177	21	35	233
Training				
Number of parent/caregiver trainings/presentations	3	0	0	3
Number of parents/caregivers trained	22	0	0	22
Number of school personnel trainings/presentations	152	35	20	207
Number of school personnel trained	416	n/a	81	n/a

\*Graduated=attended 50% or more of group sessions provided

## San Joaquin County Behavioral Health Services

### MHSA Prevention and Early Intervention (PEI) Three Year Program and Evaluation Report

#### *Demographics*

Demographic forms were collected upon intake or initiation of services. Based on the information provided in the demographic forms collected<sup>12</sup>(n=453), the largest ethnic group represented was Mexican/Mexican-American (56%). Twenty-three percent (23%) said that Spanish is their primary language.

Demographic tables from 2021/22 are included in the [appendix](#) to this report.

#### **Participant Outcomes**

School based prevention services were intended to result in reduced needs and increased strengths. These outcomes were measured with an abbreviated 8-item CANSA tool administered at the beginning and end of services. The eight items that were selected for inclusion in the evaluation were the areas of need that program managers felt could be addressed through the program activities.

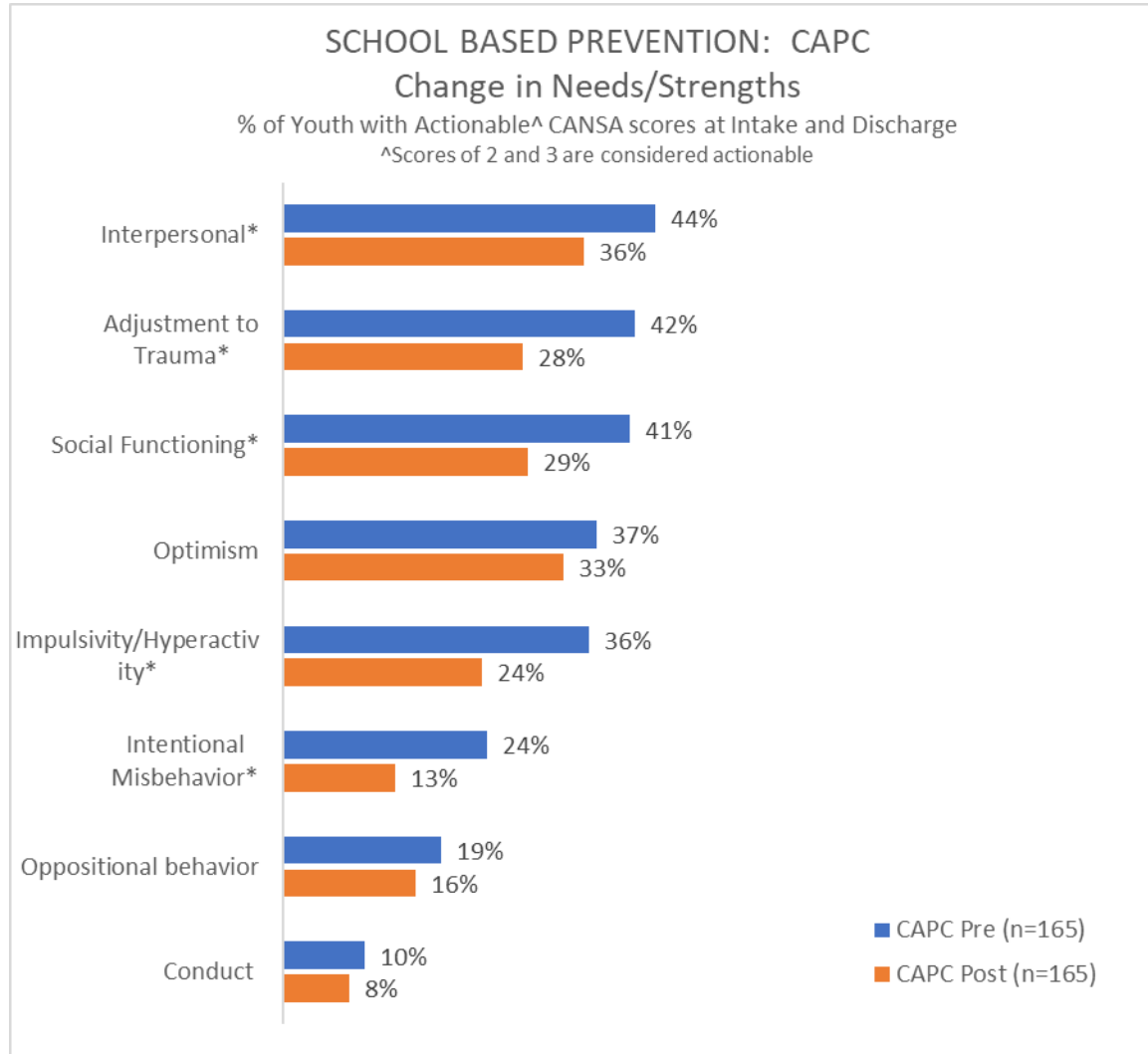
For the purposes of this interim evaluation update, the detailed CANSA findings are presented separately for both CAPC and Parents By Choice pre and post assessments. Findings for Sow A Seed are not available because the program did not collect post-program CANSA data.

---

<sup>12</sup> Up to 12% of participants declined to answer any given demographic question.

### CAPC

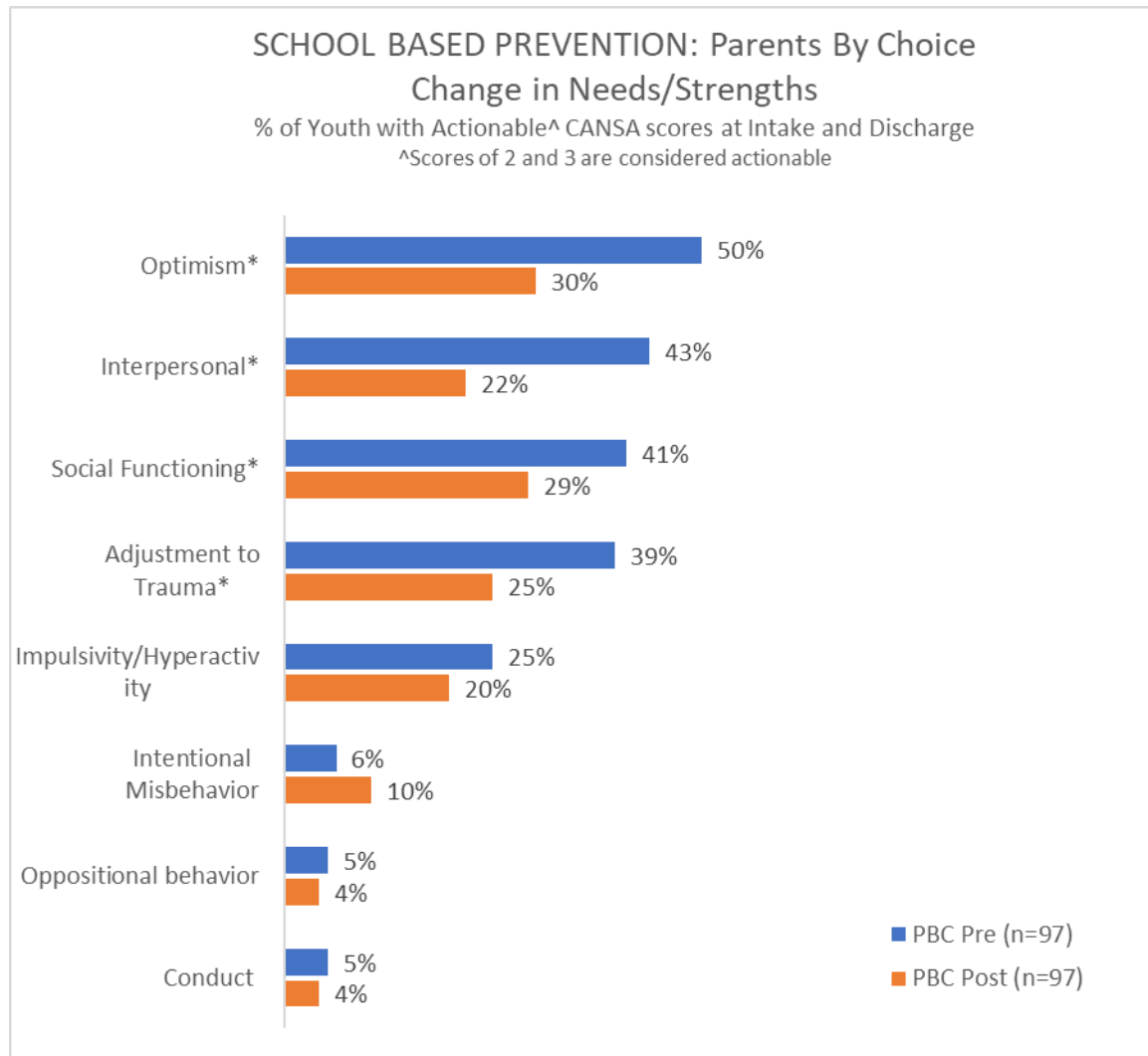
At the beginning and end of services, participants were scored on eight domains. A score of a 2 or a 3 indicated an actionable need in the designated area. The figure below shows that the most prevalent issues faced by CAPC students when initiating services involved *interpersonal*, *adjustment to trauma* and *social functioning*. In four of the eight areas, students showed a significant reduction in need. For example, 44% of participants presented with needs in the *interpersonal* domain when starting with the program. This dropped to 36% at the time of concluding services.



\*Statistically significant change between pre and post

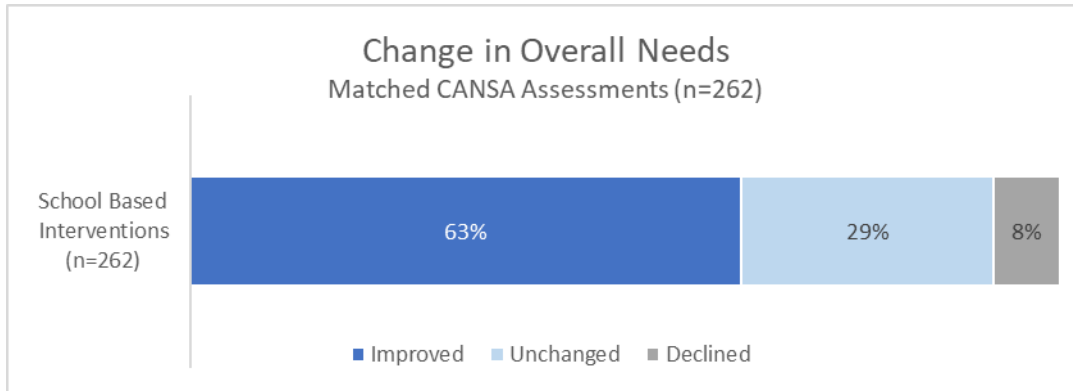
### PBC

At the beginning and end of services, participants were scored on eight domains. A score of a 2 or a 3 indicated an actionable need in the designated area. The figure below shows that the most prevalent issues faced by PBC students when initiating services involved *optimism*, *interpersonal*, and *social functioning*. In five of the eight areas, students showed a significant reduction in need. For example, 50% of participants presented with needs in *optimism* when starting with the program. This dropped to 30% at the time of concluding services.



\*Statistically significant change between pre and post

The eight CANSA ratings were summed to form a Change in Overall Needs score for the project. The score at the beginning of services was compared to the score at the end of services. Nearly two-thirds of students (63%) showed decreased scores, indicating a reduction in need, and conversely an improvement in strengths.



### Cost/Benefit Analysis

The following table shows several key indicators of performance for the School Based Interventions project (based on county expenditure reports), including costs of the project, cost per participant, and cost per individual who showed improvement. The programs cost \$962 per individual served, \$1,527 per student who demonstrated improvement in overall needs.

School Based Interventions	
Expenditure/Benefit FY 2021/22	
	Total
<i>Program Expenditures</i>	<i>\$778,482</i>
Unduplicated individuals served	809
<i>Expenditures per individual served</i>	<i>\$962</i>
Percent who showed improvement*	63%
<i>Expenditures per individual who showed improvement*</i>	<i>\$1,527</i>

\*As defined under Participant Outcomes and extrapolated from existing sample

### Access and Linkage to Treatment Strategy

The following is a summary of data on mental health treatment referrals from the School Based Interventions program during the 2021/22 fiscal year. Detailed data on referrals, including full demographic information, is provided in the supplemental file.

- The project made mental health treatment referrals for three individuals, two (2) of which were for treatment provided, funded, administered, or overseen by County mental health programs.
- None of the three individuals were known to have engaged in treatment within sixty days of referral.

### Timely Access to Services for Underserved Populations Strategy

The following is a summary of 2021/22 referrals to mental health treatment and PEI programs for the two underserved populations identified by SJCBS as a focus for the Timely Access strategy<sup>13</sup>.

- Thirty percent (30%) of referrals were made on behalf of **Latino/Hispanic** individuals.
- Ten percent (10%) of referrals were made on behalf of **Asian and Pacific Islander** individuals.

More detailed referral and linkage data for underserved populations are included in the supplemental file.

### Encouraging Access to Services and Follow Through

The following are ways in which SJCBS and the School Based Interventions Project encourage access to services and follow through:

- All PEI provider organizations are trained in referral to crisis services, outpatient mental health treatment and PEI programs; and how to document referrals per State regulations.
- All three providers offer robust outreach and community information to encourage access.
- The CAPC staff reported that all referrals were contacted within 24 hours. Their goal was to meet the needs of the clients and families through the development of a collaborative relationship.
- PBC participated in school open houses to provide parents and staff information on services and ways to request a referral. Staff provided interactive and informative booths about services directly to the students during lunch times.
- SAS School Based Interventions specialists check in with clients' teachers for evaluation of individual student progress, and meet monthly with school site contacts to follow up on process improvement suggestions.

---

<sup>13</sup> Approved claims penetration rates indicate that in San Joaquin County, Asian and Hispanic/Latino community members are underserved. These two populations have lower engagement with county administered services than the overall county population.

## Intervention

### Early Intervention to Treat Psychosis (TEIR)

#### Project Description

The Telecare Early Intervention and Recovery Services (TEIR) Project provides an integrated set of promising practices intended to slow the progression of psychosis. The project follows the evidence-based Portland Identification and Early Referral (PIER) model. The project goal is to identify and provide treatment to individuals who have experienced their first psychotic episode in the past two years or who are showing prodromal symptoms of psychosis in order to prevent disability and the onset of the acute stage of illness.

#### Project Outputs

In FY 2021/22, the TEIR Project provided early intervention services to a total of 75 unduplicated individuals. The following table shows the number of psychosis screenings, the number of screenings that resulted in program eligibility, and the number of individuals and family members who participated in the program. This table also shows that TEIR provided an average of 86 hours of services per client.

Telecare Early Intervention and Recovery Services (TEIR)	
Outputs FY 2021/22	
Number of early psychosis outreach presentations delivered	17
Number of individuals participating in presentations	52
Number of early psychosis screenings completed	31
Number of screenings that resulted in program eligibility	31
Total unduplicated count of individuals receiving early intervention*	75
Number of family members who participated in program*	15
Total numbers of contacts	4,660
Average number of contacts per individual served	62
Total minutes of service	385,843
Average minutes per individual	5,145
Average hours per individual	86

\*Includes individuals continuing services from previous fiscal year

#### Demographics

Demographic forms were collected upon intake or initiation of services. Based on the information provided in the demographic forms collected<sup>14</sup> (n=43), the program population can broadly be described as young adults under the age of 26, with 53% identifying as male, 33% female, and 14% identifying as transgender, non-binary, questioning, or another gender identity. TEIR

---

<sup>14</sup> Up to 14% of participants declined to answer any given demographic question.

## San Joaquin County Behavioral Health Services

### MHSA Prevention and Early Intervention (PEI) Three Year Program and Evaluation Report

participants are racially and ethnically diverse; twenty-six percent (26%) identified as Hispanic or Latino, 19% identified as Black or African American, and 23% said they are more than one ethnicity.

Demographic tables from 2021/22 are included in the [appendix](#) to this report.

## Participant Outcomes

The TEIR program tracked progress toward outcomes two ways: program completion rates and needs/strengths as measured by the CANSA.

### *Program completion rates*

TEIR intends to maximize the number of participants who discharge from services having completed program objectives. The table below shows the status for each of the clients discharged during the three-year period. A total of 18 discharged clients completed program objectives or otherwise transitioned successfully to another program (82%).

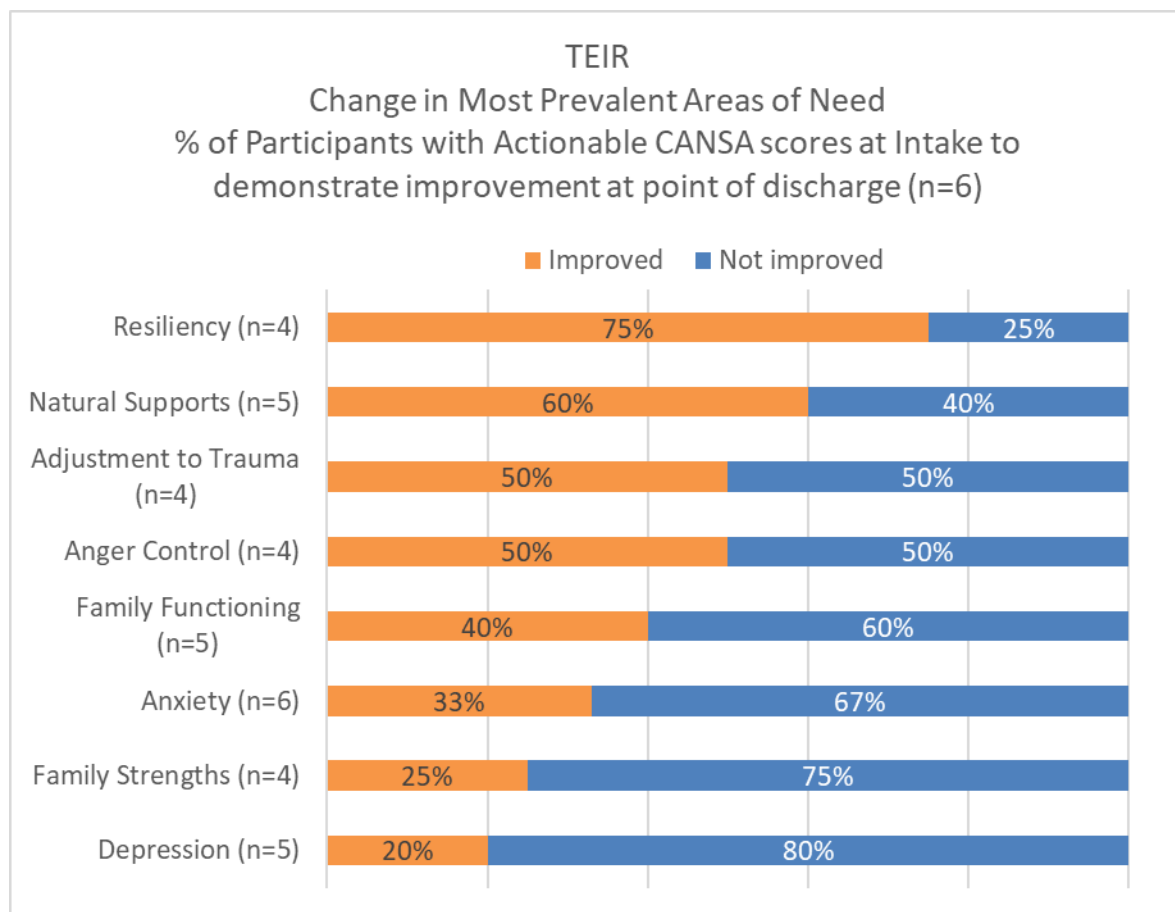
Telecare Early Intervention and Recovery Services (TEIR)		
Program completion rates FY 2021/22		
	Count	%
Completed program objectives - did not transition to another mental health program	6	27%
Completed program objectives - transitioned to a lower level of care with BHS	3	14%
Completed program objectives - transitioned to a lower level of care with a community-based resource	6	27%
Did not complete program objectives - voluntarily dropped out of program and did not seamlessly transition to another mental health program	0	0%
Did not complete program objectives - discharged to higher level of care (e.g., IMD/Locked)	1	5%
Did not complete program objectives - discharged to jail or prison	0	0%
Moved out of the area, but successfully transitioned to another early intervention program	4	18%
Can't find client/lost to services	2	9%
Realization that client does not meet minimum program requirements (i.e., no psychosis)	0	0%
Total discharges	22	

### *Reduction in risk factors (CANSA Outcomes)*

TEIR participants were assessed using the CANSA at intake, 6-month intervals, and at discharge from the program. During the 2021/22 fiscal year, there were 6 matched intake and follow-up assessments among clients who received services for a minimum of one year.<sup>15</sup>

The figure below shows the eight areas that had the highest rates of actionable scores at intake, sorted by the proportion who demonstrated improvement. The domain that saw the highest proportion of improvement was Resiliency, with 75% of the participants demonstrating favorable change (three of the four who presented with an actionable score at intake).

The domain with the highest prevalence was Anxiety. All six participants had scores indicating needs in the domain of Anxiety at the point of intake (n=6). Of these, 33% showed improvements.



<sup>15</sup> The analysis matches the most recent assessment completed with the earliest assessment completed. The current analysis was limited to clients who engaged for at least one year, but the interval between intake and discharge assessments varied.

## San Joaquin County Behavioral Health Services

### MHSA Prevention and Early Intervention (PEI) Three Year Program and Evaluation Report

The figures above demonstrate changes in participant needs and strengths over a period of time. The report makes no effort to demonstrate causality, nor does it compare this program to other early intervention programs, and it does not compare outcomes for participants versus a control group. The information can be used to:

- 1) identify the types of challenges, issues and strengths experienced by program participants to answer the question: are we serving the intended population?
- 2) Identify the types of challenges and needs that the program is likely to help participants manage
- 3) Identify the areas in which the program can improve, or in which the wider system of care can provide additional resources
- 4) Establish a baseline for future assessments or to compare like programs.

### Cost/Benefit Analysis

The TEIR program cost \$14,448 per individual served.

Telecare Early Intervention and Recovery Services (TEIR)	
Expenditure/Benefit FY 2021/22	
Program Expenditures	\$1,083,620
Unduplicated individuals served	75
Expenditures per individual served	\$14,448

### Access and Linkage to Treatment Strategy

The program reported no referrals to a higher level of mental health treatment.

### Timely Access to Services for Underserved Populations Strategy

The program reported no referrals to another PEI program or to a higher level of mental health treatment.

### Encouraging Access to Services and Follow Through

The following are ways in which SJCBS and TEIR encourage access to services and follow through:

- All PEI provider organizations are trained in referral to crisis services, outpatient mental health treatment and PEI programs; and how to document referrals per State regulations.
- TEIR follows a 24-hour follow-up protocol to follow up on referrals and walk them through the process until they are opened to service.

## Outreach for Increasing Recognition of Early Signs of Mental Illness

### NAMI Outreach for Increasing Recognition of Early Signs of Mental Illness

#### Project Description

Outreach for Increasing Recognition of Early Signs of Mental Illness was delivered by National Alliance on Mental Illness San Joaquin (NAMI). NAMI's Provider Education introduces mental health professionals to the unique perspectives of people with mental health conditions and their families. Participants develop enhanced empathy for their daily challenges and recognize the importance of including them in all aspects of the treatment process.

Provider Education is a free, 15-hour program of in-service training taught by a team consisting of an adult with a mental health condition, a family member, and a mental health professional who is also a family member or has a mental health condition themselves.

#### Project Outputs

NAMI delivered three Provider Education classes to 28 Behavioral Health Providers.

#### Demographics

Demographic forms were collected during the class. Based on the information provided in the demographic forms collected<sup>16</sup>(n=28), the program population can broadly be described as adults aged 26 to 59, and predominantly female (81%). Forty percent identified as Black or African American, 27% identified as white, and 27% identified "other" or more than one race.

Demographic tables from 2021/22 are included in the [appendix](#) to this report.

#### Cost/Benefit Analysis

The following table shows the cost (based on county expenditure reports) for both the *Outreach for Early Recognition (OER) Program* and the *Stigma and Discrimination Reduction (SDR) Program* combined; and the total number of individuals who received training in each of the two programs. The average cost per individual trained in either OER or SDR programming was \$172.

---

<sup>16</sup> Up to 35% of participants declined to answer any given demographic question.

Outreach for Increasing Recognition of Early Signs of Mental Illness and Stigma and Discrimination Reduction	
Expenditure/Benefit FY 2021/22	
<i>Program Expenditures (OER and SDR combined)</i>	<i>\$60,413</i>
Total individuals trained in Stigma and Discrimination Reduction programming (IOOV, F2F, P2P) (See tab 6b)	324
Total individuals trained in Outreach for Early Recognition	28
Total number of individuals trained	352
<i>Expenditure per individual trained</i>	<i>\$172</i>

### Access and Linkage to Treatment Strategy

The program reported no referrals to a higher level of mental health treatment.

### Timely Access to Services for Underserved Populations Strategy

The program reported no referrals to another PEI program or to a higher level of mental health treatment.

### Encouraging Access to Services and Follow Through

The following are ways in which SJCBS and NAMI encourage access to services and follow through:

- All PEI provider organizations are trained in referral to crisis services, outpatient mental health treatment and PEI programs; and how to document referrals per State regulations.

## Stigma and Discrimination Reduction

### NAMI Stigma and Discrimination Reduction Program

#### Project Description

Community Trainings to reduce stigma and discrimination are provided by NAMI volunteers throughout San Joaquin County.

#### Project Outputs

A total of 324 individuals were reached through the Stigma and Discrimination Reduction Project in FY 2021/22. The following table shows the type and number of each training/workshop offered and the number of individuals reached.

NAMI Stigma and Discrimination Reduction Program		
Outputs FY 2021/22		
	Number of trainings/ workshops	Number of individuals reached
<b>In Our Own Voice (IOOV)</b> 60-90 minute presentations by two trained speakers describing personal experiences living with mental health challenges and achieving recovery	45	266
<b>Family to Family (F2F)</b> 12-session educational program for family members of adults living with mental illness taught by trained teachers who are also family members.	3	38
<b>Peer to Peer (P2P)</b> 10-session class to help adults living with mental illness challenges achieve and maintain wellness taught by Peer Mentors living in recovery	2	20
TOTAL	50	324

#### Demographics

Demographic forms were collected during the class. Demographic tables from 2021/22 are included in the [appendix](#) to this report.

#### Participant Outcomes

As indicated in the PEI regulations, Stigma and Discrimination Reduction Programs target the following outcomes:

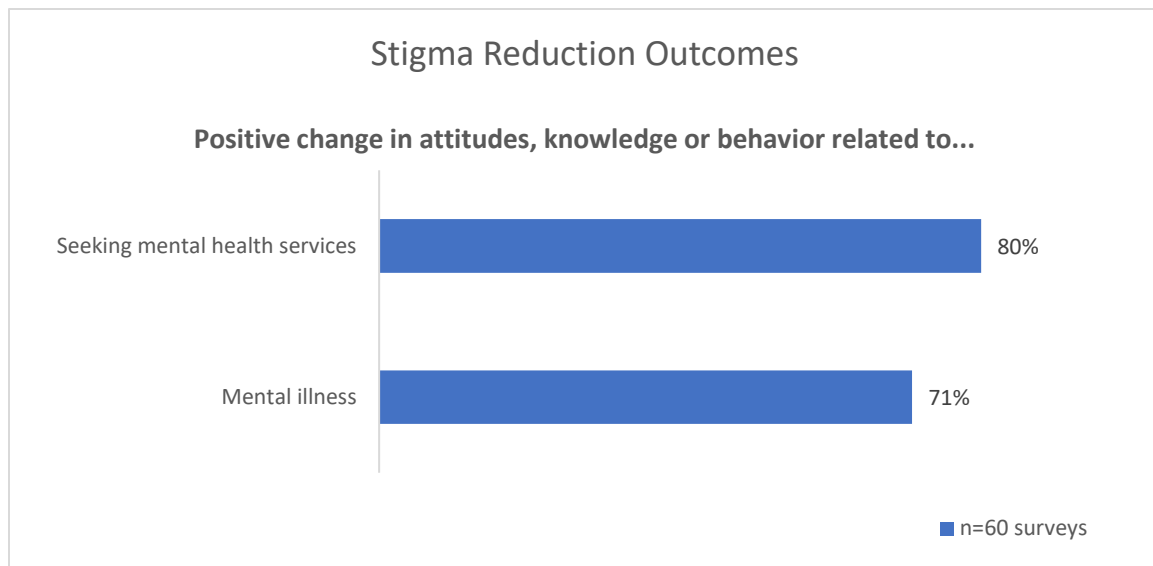
- Improved attitudes, knowledge and/or behavior related to mental illness
- Improved attitudes, knowledge and/or behavior related to seeking mental health services

## San Joaquin County Behavioral Health Services

### MHSA Prevention and Early Intervention (PEI) Three Year Program and Evaluation Report

To measure this, NAMI facilitators distributed evaluation surveys with a set of retrospective Likert Scale items asking participants to rate the degree to which their attitudes had shifted as a result of the program. Surveys were distributed at the conclusion of classes and trainings. During the 2021/22 fiscal year, NAMI collected 60 surveys.

Most (80%) showed a positive change in attitudes toward seeking mental health services. A slightly smaller portion showed a positive change in attitudes about mental illness (71%).<sup>17</sup>



---

<sup>17</sup> Analysis was based on surveys from IOOV

### Cost/Benefit Analysis

The following table shows the cost (based on county expenditure reports) for both the *Outreach for Early Recognition (OER) Program* and the *Stigma and Discrimination Reduction (SDR) Program* combined; and the total number of individuals who received training in each of the two programs. The average cost per individual trained in either OER or SDR programming was \$172.

Outreach for Increasing Recognition of Early Signs of Mental Illness and Stigma and Discrimination Reduction	
Expenditure/Benefit FY 2021/22	
Program Expenditures (OER and SDR combined)	\$60,413
Total individuals trained in Stigma and Discrimination Reduction programming (IOOV, F2F, P2P) (See tab 6b)	324
Total individuals trained in Outreach for Early Recognition	28
Total number of individuals trained	352
Expenditure per individual trained	\$172

### Access and Linkage to Treatment Strategy

The program reported no referrals to a higher level of mental health treatment.

### Timely Access to Services for Underserved Populations Strategy

The program reported no referrals to another PEI program or to a higher level of mental health treatment.

### Encouraging Access to Services and Follow Through

The following are ways in which SJCBS and the NAMI SDR program encourage access to services and follow through:

- All PEI provider organizations are trained in referral to crisis services, outpatient mental health treatment and PEI programs; and how to document referrals per State regulations..

## Suicide Prevention

### Suicide Prevention Project

#### Project Description

The CAPC-led project involved the evidence-based Yellow Ribbon (YR) Suicide Education Campaign and ancillary Be a Link Adult Gatekeeper and Ask 4 Help Youth Gatekeeper Trainings. In addition, CAPC provided SafeTALK workshops to youth over age 15 to assist in the recognition of individuals with suicidal thoughts and to connect them to mental health resources. The Suicide Prevention Project also provided depression screenings, referrals, and school-based depression support groups.

#### Project Outputs

In the 2021/22 fiscal year, the Suicide Prevention Project reached 8,444 participants. The following table presents a detailed breakdown of the number of individuals reached by various program activities. Yellow Ribbon Campaign was the largest component, reaching 7,772 students.

Suicide Prevention	
Outputs FY 2021/22	
Total reached (duplicated count)	9,176
Total reached (unduplicated count)	8,444
Yellow Ribbon Campaign Messaging	7,772
Be a Link® Adult Gatekeeper Training	478
Ask 4 Help® Youth Gatekeeper Training	273
SafeTalk Training	194
Depression Screening	400
CAST Support Group Participants	26
Break Free from Depression Support Group Participants	33
Billboard Campaign Estimated Reach	2,750,000

#### Demographics

Demographic forms were collected at the time of the service. Based on the information provided in the demographic forms collected<sup>18</sup>(n=4,276), the program population can broadly be described as racially and ethnically diverse. Nearly half (46%) who answered questions about their ethnic background identified themselves as Hispanic or Latino. Nine percent (9%) identified as Black or African American, 16% Asian, 19% white, and 27% indicated more than one race.

---

<sup>18</sup> Up to 15% of participants declined to answer any given demographic question.

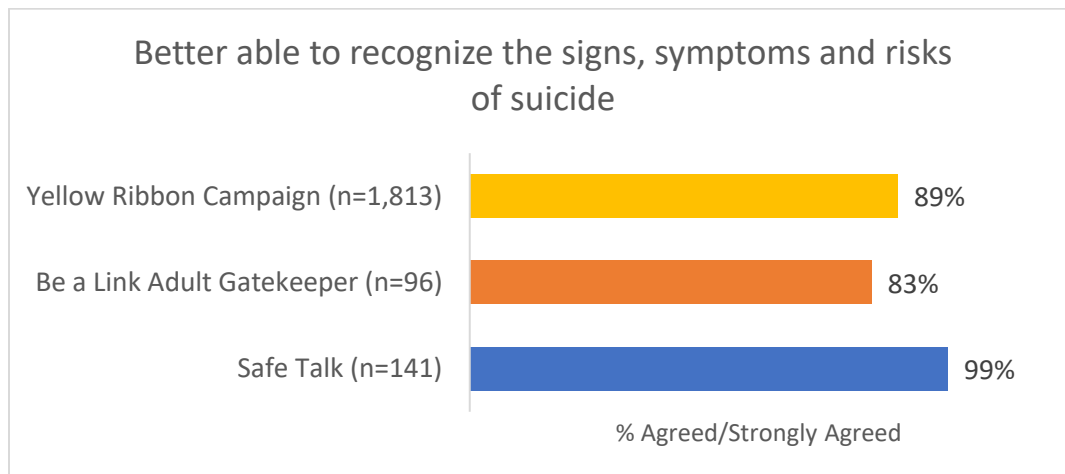
Complete demographic tables from 2021/22 are included in the [appendix](#) to this report.

## Participant Outcomes

The overall goal of the program is to identify and refer individuals at risk for self-harming and suicidal behaviors and to reduce stigma associated with help-seeking behavior. In 2021/22, the Suicide Prevention Project evaluated their progress towards three intended outcomes: (a) increased knowledge of warning signs, symptoms and risks; (b) knowledge about professional and peer resources available to help people at risk of suicide; and (c) knowledge of how to intervene.

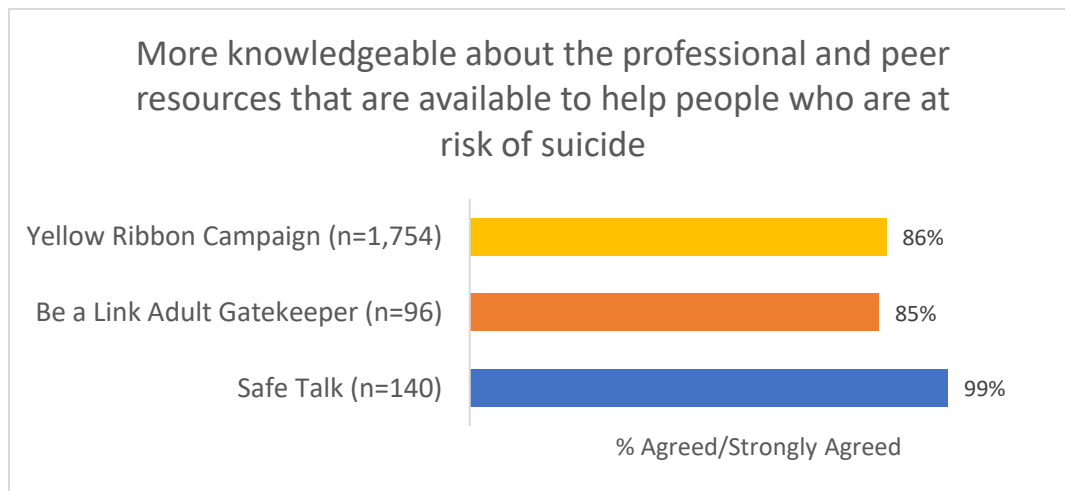
### *Increased knowledge of warning signs, symptoms and risks*

Participants were asked to indicate, as a result of the training, the extent to which they were better able to recognize the signs, symptoms and risks of suicide. The figure below shows that a solid majority (89%) of students participating in the Yellow Ribbon Campaign *agreed* or *strongly agreed* that they were better able to recognize the symptoms and risks of suicide. An even larger portion felt this way after participating in Safe Talk (99%).



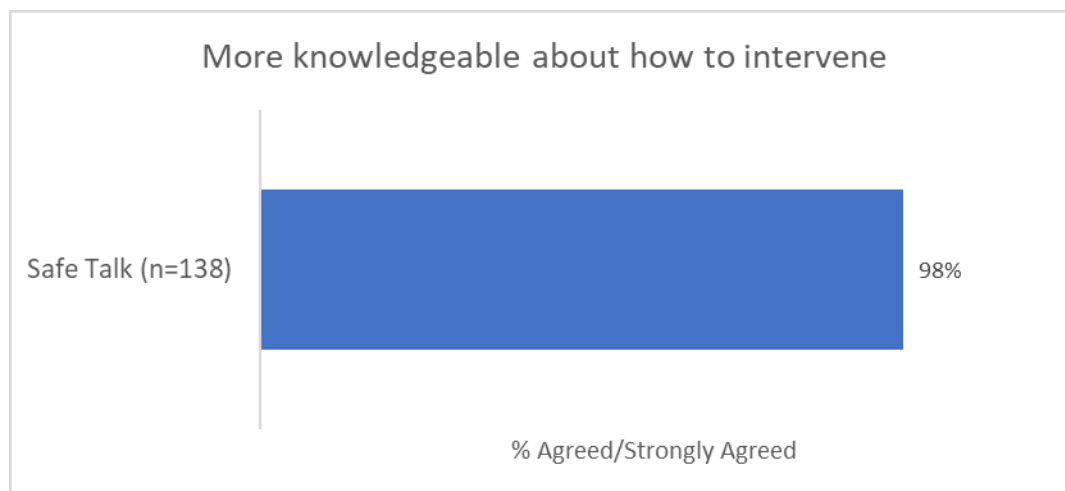
*Increased understanding of how to ask for help*

Suicide Prevention programming is intended to increase awareness about professional and peer resources that are available to help people who are at risk of suicide. The figure below shows that 86% of students in the Yellow Ribbon Campaign *agreed* or *strongly agreed* that they were more knowledgeable about resources available for people who are at risk of suicide. A similar proportion (85%) of participants in Be a Link felt this way, and it was nearly unanimous among the participants in SafeTalk (99%).



*Increased knowledge about how to intervene*

SafeTALK is a 3-hour training program that teaches participants to recognize and engage persons who might be having thoughts of suicide and to connect them with community resources trained in suicide intervention. The vast majority (98%) *agreed* or *strongly agreed* that they were more knowledgeable about how to intervene as a result of the training.



### Cost/Benefit Analysis

The following table shows several key indicators of performance (based on county expenditure reports). The programs cumulatively cost \$57 per individual served or, \$63 per participant who demonstrated improvement in intended outcomes.

Suicide Prevention	
Expenditure/Benefit FY 2021/22	
<i>Program Expenditures</i>	\$527,523
Total Reached*	9,176
<i>Expenditure per individual served**^</i>	\$57
Percent who showed improvement/positive change**	87%
<i>Expenditure per individual who showed improvement/positive change**^</i>	\$63

\*Some individuals may have been counted more than once due to participation in multiple programs

^Based on 96% of total budget. 2% of total individuals served were given depression screenings with no measurable outcomes.

\*\*As defined under Participant Outcomes and extrapolated from existing sample

### Access and Linkage to Treatment Strategy

The following is a summary of data on mental health treatment referrals from the Suicide Prevention Project during the 2021/22 fiscal year. Detailed data on referrals, including full demographic information, is provided in the supplemental file.

- The project made referrals for 58 to mental health treatment. Fifteen (15) of the 58 of the mental health referrals were for treatment provided, funded, administered, or overseen by County mental health programs.
- The average duration of untreated mental illness was 14.9 months.
- Of the 15 County-referred individuals, 4 (27%) were known to have engaged in treatment, defined as receiving services within 60 days.
- On average, the first mental health service was eight days after referral.

Suicide Prevention	
Access and Linkage to Treatment Strategy FY 2021/22	
Referrals to MH treatment	
Individuals referred	58
<u>Duration of untreated mental illness (months)</u>	
Average	14.9
Standard deviation	17.4
Linkages to county administered MH treatment	
Individuals referred to county MH treatment	15
# Engaged*	4
% Engaged	27%
<u>Calendar days between referral and service</u>	
Average	8
Standard deviation	10.7

\*Engaged in a service within 60 days after referral

### Timely Access to Services for Underserved Populations Strategy

The following is a summary of 2021/22 referrals to treatment and PEI programs for the two underserved populations identified by SJCBS as a focus for the Timely Access strategy<sup>19</sup>.

- During the 2021/22 fiscal year, the Suicide Prevention Project referred 80 **Hispanic/Latino** individuals to mental health treatment or another PEI program; this represents 45% of the Suicide Prevention Project's 179 referrals.
- During the 2021/22 fiscal year, the Suicide Prevention Project referred 19 **Asian and Pacific Islander** individuals to mental health treatment or another PEI program; this represents 11% of all 179 referrals.

More detailed referral and linkage data for underserved populations are included in the supplemental file.

### Encouraging Access to Services and Follow Through

The following are ways in which SJCBS and the Suicide Prevention Project encourage access to services and follow through:

---

<sup>19</sup> Approved claims penetration rates indicate that in San Joaquin County, Asian and Hispanic/Latino community members are underserved. These two populations have lower engagement with county administered services than the overall county population.

**San Joaquin County Behavioral Health Services**

## MHSA Prevention and Early Intervention (PEI) Three Year Program and Evaluation Report

- All PEI provider organizations are trained in referral to crisis services, outpatient mental health treatment and PEI programs; and how to document referrals per State regulations.
- Mental Health Specialists engaged with school contacts to ensure they were receiving referrals and connecting with students. Depending on the severity of symptoms, project staff followed up within one week, and at 30-60-90 day intervals in order to ensure connection to appropriate services.
- Project staff revamped their program resource binder to make sure it was up to date and accurately reflecting available services.

## Timely Access to Services for Underserved Populations

### Recovery Services for Nonviolent Offenders (LEAD)

#### Project Description

BHS works with San Joaquin County Courts, District Attorney, and local Law Enforcement Agencies to provide targeted outreach and engagement, screening and assessment, and linkage to appropriate behavioral health services and supports for nonviolent offenders. Brief interventions are offered to individuals identified with emerging mental health concerns. A significant portion of the target population is assumed to be homeless and/or have co-occurring mental health, physical health, and substance use disorders.

The goal of the project is to engage repeat non-serious, nonviolent offenders with behavioral concerns and provide rehabilitation services that help to reduce negative outcomes associated with untreated mental health concerns such, as arrest, incarceration, homelessness, and prolonged suffering.

#### Project Outputs

In the 2021/22 fiscal year, the LEAD project served 30 individuals, 21 of whom were admitted in the previous fiscal year and 9 in this fiscal year. On average, each individual received 31 contacts and 73 hours of service over the course of the year.

Recovery Services for Nonviolent Offenders (LEAD)	
Outputs FY 2021/22	
Total individuals served*	30
Individuals admitted during fiscal year	9
Total numbers of contacts	939
Average number of contacts per individual served	31
Total minutes of service	131,417
Average minutes per individual	4,381
Average hours per individual	73

\*Includes individuals continuing services from prior fiscal year

Demographic forms were collected at the time of initiating services. Demographic tables from 2021/22 are included in the supplemental file.

## Cost/Benefit Analysis

The following table shows costs of the project and cost per individual served.

Recovery Services for Nonviolent Offenders (LEAD)	
Expenditure/Benefit FY 2021/22	
Program Expenditures	\$262,959
Unduplicated individuals served	30
Expenditures per individual served	\$8,765

## Access and Linkage to Treatment Strategy

The following is a summary of data on mental health treatment referrals from LEAD during the 2021/22 fiscal year. Detailed data on referrals, including full demographic information, is provided in the supplemental file.

- The LEAD project made mental health treatment referrals for five individuals, two of which were for treatment provided, funded, administered, or overseen by County mental health programs.
- The average duration of untreated mental illness was 11 months.
- Neither of the two individuals referred to County-run programs were known to have engaged in treatment within sixty days of referral.

## Timely Access to Services for Underserved Populations Strategy

The following is a summary of 2021/22 referrals to treatment and PEI programs for the two underserved populations identified by SJCBHS as a focus for the Timely Access strategy<sup>20</sup>.

- Twenty percent of referrals were made on behalf of **Latino/Hispanic** individuals.
- Twenty percent of referrals were made on behalf of **Asian/Pacific Islander** individuals.

More detailed referral and linkage data for underserved populations are included in the supplemental file.

## Unhoused people, as an underserved population

LEAD works closely with unhoused clients, focusing efforts on timely access for that population. All five referrals (100%) from the LEAD program were made for individuals experiencing

---

<sup>20</sup> Approved claims penetration rates indicate that in San Joaquin County, Asian and Hispanic/Latino community members are underserved. These two populations have lower engagement with county administered services than the overall county population.

## San Joaquin County Behavioral Health Services

### MHSA Prevention and Early Intervention (PEI) Three Year Program and Evaluation Report

homelessness. Neither of the two individuals referred to County-administered mental health treatment programs were known to engage in treatment within sixty days.

Recovery Services for Nonviolent Offenders (LEAD)	
Timely Access to Services for Underserved Populations FY 2021/22	
Individuals referred to MH treatment or PEI	5
Underserved population: Homeless	
Underserved individuals referred to MH treatment or PEI	5
Proportion of referrals to MH treatment or PEI	100%
Individuals referred to county administered MH treatment	2
# Engaged	0
% Engaged	0%
Interval between referral and treatment (days) - Average	-
Standard deviation	-

### Encouraging Access to Services and Follow Through

The following are ways in which SJCBS and the LEAD project encourages access to services and follow through:

- All PEI provider organizations are trained in referral to crisis services, outpatient mental health treatment and PEI programs; and how to document referrals per State regulations.
- LEAD provides intensive case management, navigation and warm handoffs for clients to all referral destinations. Case management involves helping clients schedule or reschedule appointments and transportation as needed. Case managers build trust and rapport in order to convey the importance and benefits of services. The program addresses a wide array of psycho-social stressors, including food, clothing, and shelter, since Maslow's Hierarchy of Needs suggest they these concerns may inhibit clients' ability to engage in services. Clients in crisis are immediately linked to services.

## Access and Linkage to Treatment

### Whole Person Care

#### Project Description

This project provides match funding for San Joaquin County's Whole Person Care Pilot Project, approved by DHCS in 2016. The purpose of San Joaquin County's Whole Person Care pilot project is to test interventions and create a care management infrastructure to better support individuals who are at high risk of untreated mental illness and are high utilizers of health care services, but otherwise underserved. Program services target adult Medi-Cal beneficiaries with frequent use of emergency department services, who have a mental health and/or substance use disorders, or who are currently homeless or at risk for homelessness upon discharge from an institution.

#### Project Outputs

In the 2021/22 fiscal year, the WPC project served 155 individuals, 95 of whom continued services from the prior fiscal year and 60 who initiated services in 2021/22. On average, individuals received 28 service contacts and 60 hours of service.

Whole Person Care (WPC)	
Outputs FY 2021/22	
Total unduplicated individuals served*	155
Individuals admitted during fiscal year	60
Total numbers of contacts	4,383
Average number of contacts per individual served	28
Total minutes of service	559,308
Average minutes per individual	3,608
Average hours per individual	60

\*Includes individuals continuing services from prior fiscal year

Demographic forms were collected for 39 individuals at the time of initiating services. Complete demographic tables from 2021/22 are included in the [appendix](#) to this report.

#### Cost/Benefit Analysis

The following table shows costs of the project and cost per individual served.

Whole Person Care (WPC)	
Expenditure/Benefit FY 2021/22	
Program Expenditures	\$611,145
Unduplicated individuals served	155
Expenditures per individual served	\$3,943

### Access and Linkage to Treatment Strategy

The following is a summary of data on mental health treatment referrals from the WPC program during the 2021/22 fiscal year. Detailed data on referrals, including full demographic information, is provided in the supplemental file.

- The project made referrals for 22 individuals to treatment provided, funded, administered, or overseen by County mental health programs. The average duration of untreated mental illness was approximately 4 years (47.5 months).
- Of the 22 County-referred individuals, 19 (86%) were known to have engaged in treatment, defined as attending at least one mental health service within 60 days.

Whole Person Care (WPC)	
Access and Linkage to Treatment Strategy FY 2021/22	
Referrals to MH treatment	
Individuals referred	22
<u>Duration of untreated mental illness (months)</u>	
Average	47.5
Standard deviation	77.7
Linkages to county administered MH treatment	
Individuals referred to county MH treatment	22
# Engaged*	19
% Engaged	86%
<u>Calendar days between referral and service</u>	
Average	6
Standard deviation	7.5

\*Engaged in a service within 60 days after referral

### Timely Access to Services for Underserved Populations Strategy

The following is a summary of 2021/22 referrals to treatment and PEI programs for the two underserved populations identified by SJCBS as a focus for the Timely Access strategy<sup>21</sup>.

---

<sup>21</sup> Approved claims penetration rates indicate that in San Joaquin County, Asian and Hispanic/Latino community members are underserved. These two populations have lower engagement with county administered services than the overall county population.

## San Joaquin County Behavioral Health Services

### MHSA Prevention and Early Intervention (PEI) Three Year Program and Evaluation Report

- During the 2021/22 fiscal year, 22% of referrals were made on behalf of **Hispanic/Latino** individuals to mental health treatment or another PEI program.
- There were no **Asian and Pacific Islander** individuals referred to mental health treatment or different PEI programs during the 2021/22 fiscal year.

More detailed referral and linkage data for underserved populations are included in the supplemental file.

#### *Unhoused people, as an underserved population*

WPC works closely with unhoused clients and so we also looked at timely access for homeless clients. The table below shows that 21 of the 23 referrals were for clients known to be homeless, representing 91% of all WPC referrals.

Twenty of these referrals were to county administered mental health treatment, and 17 (85%) of these individuals were known to have engaged in treatment, with an average interval of 6.2 days between referral and service.

Whole Person Care (WPC)	
Timely Access to Services for Underserved Populations FY 2021/22	
Individuals referred to MH treatment or PEI	23
Underserved population: Homeless	
Individuals referred to MH treatment or PEI	21
Proportion of referrals to MH treatment or PEI	91%
Individuals referred to County administered MH treatment	20
Linkages to County administered MH treatment	
# Engaged	17
% Engaged	85%
Calendar days between referral and treatment - Average	6.2
Standard deviation	7.8

\*Engaged in a service within 60 days after referral

#### Encouraging Access to Services and Follow Through

The following are ways in which SJCBS and the WPC Project encourages access to services and follow through:

- All PEI provider organizations are trained in referral to crisis services, outpatient mental health treatment and PEI programs; and how to document referrals per State regulations.
- WPC case managers provide warm handoffs to help clients who are referred to services participate in the services to which they are referred. Many clients struggle to access services; and offering transportation has enabled greater follow through.

**San Joaquin County Behavioral Health Services****MHSA Prevention and Early Intervention (PEI) Three Year Program and Evaluation Report**

- WPC encourages healthy relationships between clients and case managers so that clients remain engaged and open to discussing sensitive issues, barriers, or need for additional information or education.

## Appendix: Demographic Tables

### Skill-Building for Parents and Guardians

Methodological note: Data on demographic groups with fewer than 10 members in any program are not made available to the public and are therefore not included in this report. More detailed demographic data are included in the supplemental report to the State.

Demographics FY 2021/22				
	CAPC-PC	CC-NPP	PBC - Triple P	Total Skill-building
Number of participants (unduplicated)	849	359	353	1,561
Number of demographic forms collected	865	356	344	1,565
Age				
0-15	X	X	X	X
16-25	37	11	22	70
26-59	589	318	255	1162
60 and older	33	X	X	47
Decline to answer	201	22	57	280
Race				
American Indian or Alaska Native	X	X	X	X
Asian	11	0	10	21
Black or African American	49	X	44	94
Native Hawaiian or other Pacific Islander	X	X	X	X
White	157	216	66	439
Other	300	63	121	484
More than one race	57	X	36	96
Decline to answer	282	73	66	421
Ethnicity				
Hispanic or Latino				
Caribbean	X	X	X	X
Central America	19	21	17	57
Mexican/Mexican-American	425	311	120	856
Puerto Rican	X	X	X	X
South American	X	X	X	X
Non-Hispanic as follows:				
African	20	0	23	43
Asian Indian/South Asian	X	X	X	X
Cambodian	X	X	X	X
Chinese	X	X	X	X
Eastern European	X	X	X	X
European	18	0	19	37

# San Joaquin County Behavioral Health Services

## MHSA Prevention and Early Intervention (PEI) Three Year Program and Evaluation Report

Filipino	X	X	X	10
Japanese	X	X	X	X
Korean	X	X	X	X
Middle Eastern	X	X	X	X
Vietnamese	X	X	X	X
Other	25	X	41	67
More than one ethnicity	33	X	27	60
Decline to Answer	299	19	79	397
Primary language				
English	269	23	240	532
Spanish	381	318	42	741
Other	X	X	X	X
Decline to Answer	212	13	58	283
Sexual orientation				
Gay or Lesbian	X	X	X	X
Heterosexual or Straight	520	267	223	1010
Bisexual	18	X	10	30
Questioning or unsure of sexual orientation	X	X	X	X
Queer	X	X	X	X
Other	X	X	X	X
Decline to answer	314	77	91	482
N/A	0	10	16	26
Disability*				
Difficulty seeing	27	X	X	35
Difficulty hearing	14	X	X	18
A mental disability	32	X	10	44
A physical/mobility disability	18	X	X	30
A chronic health condition	18	X	X	23
Other Disability	12	X	X	21
Decline to answer	272	46	83	401
No Disability	512	291	240	1043
Veteran status				
Yes	X	X	X	13
No	638	328	273	1239
Decline to answer	213	27	66	306
N/A	X	X	X	X
Sex assigned at birth				
Male	46	23	84	153
Female	612	322	200	1134
Decline to answer	207	11	60	278
Gender identity				

# San Joaquin County Behavioral Health Services

## MHSA Prevention and Early Intervention (PEI) Three Year Program and Evaluation Report

Male	48	22	82	152
Female	609	323	204	1136
Transgender	0	0	0	0
Genderqueer/Non-Binary	0	0	0	0
Questioning or unsure of gender identity	X	X	X	X
Other	0	0	0	0
Decline to answer	207	11	58	276
N/A	0	0	0	0
Homeless				
Yes	107	X	X	114
No	539	324	272	1135
Decline to answer	219	31	66	316

\*Mental or physical impairment lasting more than 6 months and limiting major life activity but is not the result of a severe mental illness

## Mentoring for Transitional Age Youth

Methodological note: Data on demographic groups with fewer than 10 members in any program are not made available to the public and are therefore not included in this report. More detailed demographic data are included in the supplemental report to the State.

Demographics FY 2021/22			
	CAPC	WCYFS	Total TAY
Number enrolled	309	126	435
Number of demographic forms collected	194	126	320
Age			
0-15	X	X	X
16-25	193	125	318
26-59	X	X	X
60 and older	X	X	X
Decline to answer	X	X	X
Race			
American Indian or Alaska Native	X	X	X
Asian	X	X	15
Black or African American	33	37	70
Native Hawaiian or other Pacific Islander	X	X	X
White	29	23	52
Other	85	24	109
More than one race	32	14	46
Decline to answer	X	15	18
Ethnicity			
Hispanic or Latino			
Caribbean	X	X	X
Central America	X	X	X
Mexican/Mexican-American	88	50	138
Puerto Rican	X	X	X
South American	X	X	X
Non-Hispanic or Non-Latino			
African	31	13	44
Asian Indian/South Asian	X	X	X
Cambodian	X	X	X
Chinese	X	X	X
Eastern European	X	X	X
European	12	X	13
Filipino	X	X	X
Japanese	X	X	X
Korean	X	X	X

# San Joaquin County Behavioral Health Services

## MHSA Prevention and Early Intervention (PEI) Three Year Program and Evaluation Report

Middle Eastern	X	X	X
Vietnamese	X	X	X
Other	35	X	44
More than one ethnicity	13	X	18
Decline to Answer	X	39	45
Primary language			
English	159	119	278
Spanish	29	X	34
Other	X	X	X
Decline to Answer	X	X	X
Sexual orientation			
Gay or Lesbian	10	X	16
Heterosexual or Straight	144	86	230
Bisexual	25	20	45
Questioning or unsure of sexual orientation	X	X	X
Queer	X	X	X
Other	X	X	X
Decline to answer	X	12	17
N/A	X	X	X
Disability*			
Difficulty seeing	X	X	X
Difficulty hearing	X	X	X
A mental disability	21	14	35
A physical/mobility disability	X	X	X
A chronic health condition	X	X	X
Other Disability	X	X	X
Decline to answer	X	14	20
No Disability	158	89	247
Veteran status			
Yes	0	0	0
No	192	83	275
Decline to answer	X	42	44
N/A	X	X	X
Sex assigned at birth			
Male	88	39	127
Female	103	87	190
Decline to answer	X	X	X
Gender identity			
Male	81	38	119
Female	97	83	180
Transgender	X	X	X

**San Joaquin County Behavioral Health Services**

## MHSA Prevention and Early Intervention (PEI) Three Year Program and Evaluation Report

Genderqueer/Non-Binary	X	X	X
Questioning or unsure of gender identity	X	X	X
Other	X	X	X
Decline to answer	X	X	X
N/A	X	X	X
Homeless			
Yes	19	32	51
No	173	47	220
Decline to answer	X	47	49

\*Mental or physical impairment lasting more than 6 months and limiting major life activity but is not the result of a severe mental illness

## Coping and Resilience Education Services (CARES)

Methodological note: Data on demographic groups with fewer than 10 members are not made available to the public and are therefore not included in this report. More detailed demographic data are included in the supplemental report to the State.

<b>Demographics FY 2021/22</b>	
Number of participants (unduplicated, including those rolled over from the previous year)	276
Number of demographic forms collected	219
<b>Age</b>	
0-15	129
16-25	14
26-59	68
60 and older	X
Decline to answer	X
<b>Race</b>	
American Indian or Alaska Native	X
Asian	X
Black or African American	35
Native Hawaiian or other Pacific Islander	X
White	111
Other	27
More than one race	18
Decline to answer	21
<b>Ethnicity</b>	
<b>Hispanic or Latino</b>	
Caribbean	X
Central America	X
Mexican/Mexican-American	134
Puerto Rican	X
South American	X
<b>Non-Hispanic or Non-Latino</b>	
African	19
Asian Indian/South Asian	X
Cambodian	X
Chinese	X
Eastern European	X
European	X
Filipino	X
Japanese	X
Korean	X

San Joaquin County Behavioral Health Services

MHSA Prevention and Early Intervention (PEI) Three Year Program and Evaluation Report

Middle Eastern	X
Vietnamese	X
Other	33
More than one ethnicity	12
Decline to Answer	11
Primary language	
English	156
Spanish	63
Other	0
Decline to Answer	0
Sexual orientation	
Gay or Lesbian	X
Heterosexual or Straight	86
Bisexual	X
Questioning or unsure of sexual orientation	X
Queer	X
Other	X
Decline to answer	39
N/A	79
Disability*	
Difficulty seeing	X
Difficulty hearing	X
A mental disability	X
A physical/mobility disability	11
A chronic health condition	X
Other Disability	X
Decline to answer	15
No Disability	172
Veteran status	
Yes	X
No	87
Decline to answer	1
N/A	129
Sex assigned at birth	
Male	62
Female	149
Decline to answer	X
Gender identity	
Male	24
Female	105
Transgender	0

**San Joaquin County Behavioral Health Services**

## MHSA Prevention and Early Intervention (PEI) Three Year Program and Evaluation Report

Genderqueer/Non-Binary	X
Questioning or unsure of gender identity	X
Other	X
Decline to answer	X
N/A	78
Homeless	
Yes	X
No	216
Decline to answer	X

\*Mental or physical impairment lasting more than 6 months and limiting major life activity but is not the result of a severe mental illness

## School Based Intervention for Children and Youth

Methodological note: Data on demographic groups with fewer than 10 members are not made available to the public and are therefore not included in this report. More detailed demographic data are included in the supplemental report to the State.

Demographics FY 2021/22				
	CAPC	Parents By Choice	Sow a Seed	Total
Number of participants (unduplicated)	349	174	286	809
Number of demographic forms collected	149	120	184	453
Age				
0-15	146	80	165	391
16-25	X	40	17	60
26-59	X	X	X	X
60 and older	X	X	X	X
Decline to answer	X	X	X	X
Race				
American Indian or Alaska Native	X	X	X	11
Asian	X	X	X	X
Black or African American	21	12	14	47
Native Hawaiian or other Pacific Islander	X	X	X	X
White	42	28	23	93
Other	58	45	90	193
More than one race	X	14	41	63
Decline to answer	X	14	10	33
Ethnicity				
Hispanic or Latino				
Caribbean	X	X	X	X
Central America	X	X	X	10
Mexican/Mexican-American	81	70	89	240
Puerto Rican	X	X	X	X
South American	X	X	X	X
Non-Hispanic or Non-Latino				
African	19	X	X	27
Asian Indian/South Asian	X	X	X	X
Cambodian	X	X	X	X
Chinese	X	X	X	X
Eastern European	X	X	X	X
European	X	X	X	X
Filipino	X	X	X	X

# San Joaquin County Behavioral Health Services

## MHSA Prevention and Early Intervention (PEI) Three Year Program and Evaluation Report

Japanese	X	X	X	X
Korean	X	X	X	X
Middle Eastern	X	X	X	X
Vietnamese	X	X	X	X
Other	16	10	31	57
More than one ethnicity	10	11	17	38
Decline to Answer	15	16	23	54
Primary language				
English	120	87	124	331
Spanish	29	27	49	105
Other	X	X	X	12
Decline to Answer	X	X	X	X
Sexual orientation				
Gay or Lesbian	X	X	X	X
Heterosexual or Straight	11	74	62	147
Bisexual	X	10	X	15
Questioning or unsure of sexual orientation	X	X	X	X
Queer	X	X	X	X
Other	X	X	X	X
Decline to answer	X	11	X	15
N/A	131	13	116	260
Disability*				
Difficulty seeing	X	15	X	17
Difficulty hearing	X	X	X	X
A mental disability	X	X	X	X
A physical/mobility disability	X	X	X	X
A chronic health condition	X	X	X	X
Other Disability	X	X	13	21
Decline to answer	X	X	23	24
No Disability	149	94	139	382
Veteran status				
Yes	0	0	0	0
No	0	0	0	0
Decline to answer	0	0	0	0
N/A	149	120	184	453
Sex assigned at birth				
Male	79	50	121	250
Female	70	70	57	197
Decline to answer	X	X	X	X
Gender identity				
Male	11	46	49	106

# San Joaquin County Behavioral Health Services

## MHSA Prevention and Early Intervention (PEI) Three Year Program and Evaluation Report

Female	X	52	17	76
Transgender	X	X	X	X
Genderqueer/Non-Binary	X	X	X	X
Questioning or unsure of gender identity	X	X	X	X
Other	X	X	X	X
Decline to answer	X	X	X	X
N/A	131	13	116	260
Homeless				
Yes	X	X	X	X
No	147	115	129	391
Decline to answer	X	X	X	X

\*Mental or physical impairment lasting more than 6 months and limiting major life activity but is not the result of a severe mental illness

## Telecare Early Intervention and Recovery Services (TEIR)

Methodological note: Data on demographic groups with fewer than 10 members are not made available to the public and are therefore not included in this report. More detailed demographic data are included in the supplemental report to the State.

Demographics FY 2021/22	
Number of participants (including those rolled over from previous year)	75
Number of demographic forms collected	43
Age	
0-15	X
16-25	38
26-59	X
60 and older	X
Decline to answer	X
Race	
American Indian or Alaska Native	X
Asian	X
Black or African American	X
Native Hawaiian or other Pacific Islander	X
White	X
Other	11
More than one race	X
Decline to answer	X
Ethnicity	
Hispanic or Latino	
Caribbean	X
Central America	X
Mexican/Mexican-American	10
Puerto Rican	X
South American	X
Non-Hispanic or Non-Latino	
African	X
Asian Indian/South Asian	X
Cambodian	X
Chinese	X
Eastern European	X
European	X
Filipino	X
Japanese	X
Korean	X
Middle Eastern	X
Vietnamese	X
Other	10

# San Joaquin County Behavioral Health Services

## MHSA Prevention and Early Intervention (PEI) Three Year Program and Evaluation Report

More than one ethnicity	10
Decline to Answer	X
Primary language	
English	35
Spanish	X
Other	X
Decline to Answer	X
Sexual orientation	
Gay or Lesbian	X
Heterosexual or Straight	25
Bisexual	X
Questioning or unsure of sexual orientation	X
Queer	X
Other	X
Decline to answer	X
N/A	X
Disability	
Difficulty seeing	X
Difficulty hearing	X
A mental disability	17
A physical/mobility disability	X
A chronic health condition	X
Other Disability	X
Decline to answer	X
No Disability	12
Veteran status	
Yes	0
No	0
Decline to answer	141
N/A	78
Sex assigned at birth	
Male	22
Female	20
Decline to answer	X
Gender identity	
Male	23
Female	14
Transgender	X
Genderqueer/Non-Binary	X
Questioning or unsure of gender identity	X
Other	X
Decline to answer	X
N/A	X

## San Joaquin County Behavioral Health Services

### MHSA Prevention and Early Intervention (PEI) Three Year Program and Evaluation Report

\*Mental or physical impairment lasting more than 6 months and limiting major life activity but is not the result of a severe mental illness

## NAMI Outreach for Increasing Recognition of Early Signs of Mental Illness

Methodological note: Data on demographic groups with fewer than 10 members are not made available to the public and are therefore not included in this report. More detailed demographic data are included in the supplemental report to the State.

Demographics FY 2021/22	
Number of participants	28
Number of demographic forms collected	28
Age	
16-25	X
26-59	21
60 and older	X
Decline to answer	X
Race	
American Indian or Alaska Native	X
Asian	X
Black or African American	X
Native Hawaiian or other Pacific Islander	X
White	X
Other	X
More than one race	X
Decline to answer	X
Ethnicity	
Hispanic or Latino	
Caribbean	X
Central America	X
Mexican/Mexican-American	X
Puerto Rican	X
South American	X
Non-Hispanic or Non-Latino	
African	X
Asian Indian/South Asian	X
Cambodian	X
Chinese	X
Eastern European	X
European	X
Filipino	X
Japanese	X
Korean	X

# San Joaquin County Behavioral Health Services

## MHSA Prevention and Early Intervention (PEI) Three Year Program and Evaluation Report

Middle Eastern	X
Vietnamese	X
Other	X
More than one ethnicity	X
Decline to Answer	10
Primary language	
English	21
Spanish	X
Other	X
Decline to Answer	X
Sexual orientation	
Gay or Lesbian	X
Heterosexual or Straight	13
Bisexual	X
Questioning or unsure of sexual orientation	X
Queer	X
Other	X
Decline to answer	13
N/A	X
Disability*	
Difficulty seeing	X
Difficulty hearing	X
A mental disability	X
A physical/mobility disability	X
A chronic health condition	X
Other Disability	X
Decline to answer	X
No Disability	17
Veteran status	
Yes	X
No	21
Decline to answer	X
N/A	X
Sex assigned at birth	
Male	X
Female	18
Decline to answer	X
Gender identity	
Male	X
Female	18
Transgender	X

**San Joaquin County Behavioral Health Services**

## MHSA Prevention and Early Intervention (PEI) Three Year Program and Evaluation Report

Genderqueer/Non-Binary	X
Questioning or unsure of gender identity	X
Other	X
Decline to answer	X
N/A	X
Homeless	
Yes	0
No	11
Decline to answer	17

\*Mental or physical impairment lasting more than 6 months and limiting major life activity but is not the result of a severe mental illness

## NAMI Stigma and Discrimination Reduction Program

Methodological note: Data on demographic groups with fewer than 10 members are not made available to the public and are therefore not included in this report. More detailed demographic data are included in the supplemental report to the State.

Demographics FY 2021/22				
	IOOV	F2F	P2P	Total
Number of participants (unduplicated)	266	38	20	324
Number of demographic forms collected	255	16	15	286
Age				
0-15	0	0	0	0
16-25	27	X	X	28
26-59	37	X	X	53
60 and older	13	X	X	17
Decline to answer	178	X	X	188
Race				
American Indian or Alaska Native	X	X	X	X
Asian	X	X	X	X
Black or African American	15	X	X	18
Native Hawaiian or other Pacific Islander	X	X	X	X
White	31	X	X	40
Other	X	X	X	X
More than one race	15	X	X	16
Decline to answer	180	X	X	193
Ethnicity				
Hispanic or Latino				
Caribbean	X	X	X	X
Central America	X	X	X	X
Mexican/Mexican-American	X	X	X	X
Puerto Rican	X	X	X	X
South American	X	X	X	X
Non-Hispanic or Non-Latino				
African	11	X	X	12
Asian Indian/South Asian	X	X	X	X
Cambodian	X	X	X	X
Chinese	X	X	X	X
Eastern European	X	X	X	X
European	18	X	X	20
Filipino	X	X	X	X
Japanese	X	X	X	X
Korean	X	X	X	X

# San Joaquin County Behavioral Health Services

## MHSA Prevention and Early Intervention (PEI) Three Year Program and Evaluation Report

Middle Eastern	X	X	X	X
Vietnamese	X	X	X	X
Other	X	X	X	X
More than one ethnicity	14	X	X	17
Decline to Answer	192	12	X	213
Primary language				
English	54	X	X	68
Spanish	X	X	X	X
Other	X	X	X	X
Decline to Answer	196	11	X	213
Sexual orientation				
Gay or Lesbian	X	X	X	X
Heterosexual or Straight	47	X	X	58
Bisexual	X	X	X	X
Questioning or unsure of sexual orientation	X	X	X	X
Queer	X	X	X	X
Other	X	X	X	X
Decline to answer	196	12	X	216
N/A	X	X	X	X
Disability*				
Difficulty seeing	X	X	X	X
Difficulty hearing	X	X	X	X
A mental disability	33	X	X	39
A physical/mobility disability	X	X	X	X
A chronic health condition	X	X	X	12
Other Disability	X	X	X	X
Decline to answer	207	11	X	225
No Disability	12	X	X	18
Veteran status				
Yes	X	X	X	X
No	X	52	X	62
Decline to answer	11	197	X	215
Sex assigned at birth				
Male	25	X	X	30
Female	34	X	X	41
Decline to answer	196	11	X	215
Gender identity				
Male	31	X	X	36
Female	45	X	X	57
Transgender	X	X	X	X
Genderqueer/Non-Binary	X	X	X	X

**San Joaquin County Behavioral Health Services**

## MHSA Prevention and Early Intervention (PEI) Three Year Program and Evaluation Report

Questioning or unsure of gender identity	X	X	X	X
Other	X	X	X	X
Decline to answer	179	X	X	193
N/A	X	X	X	X
Homeless				
Yes	X	X	X	X
No	X	X	X	X
Decline to answer	255	14	X	278

\*Mental or physical impairment lasting more than 6 months and limiting major life activity but is not the result of a severe mental illness

## Suicide Prevention Project

Methodological note: Data on demographic groups with fewer than 10 members are not made available to the public and are therefore not included in this report. More detailed demographic data are included in the supplemental report to the State.

Demographics FY 2021/22	
Number of participants (unduplicated)	8,444
Number of demographic forms collected	4,276
Age	
0-15	2,381
16-25	1,498
26-59	227
60 and older	35
Decline to answer	135
Race	
American Indian or Alaska Native	72
Asian	605
Black or African American	340
Native Hawaiian or other Pacific Islander	66
White	730
Other	958
More than one race	1,014
Decline to answer	491
Ethnicity	
Hispanic or Latino	
Caribbean	17
Central America	105
Mexican/Mexican-American	1,575
Puerto Rican	41
South American	24
Non-Hispanic or Non-Latino	
African	224
Asian Indian/South Asian	121
Cambodian	110
Chinese	22
Eastern European	28
European	173
Filipino	208
Japanese	17
Korean	11
Middle Eastern	33

# San Joaquin County Behavioral Health Services

## MHSA Prevention and Early Intervention (PEI) Three Year Program and Evaluation Report

Vietnamese	48
Other	265
More than one ethnicity	630
Decline to Answer	624
Primary language	
English	3,087
Spanish	735
Other	236
Decline to Answer	218
Sexual orientation	
Gay or Lesbian	54
Heterosexual or Straight	1,240
Bisexual	188
Questioning or unsure of sexual orientation	65
Queer	22
Other	85
Decline to answer	2,619
N/A	X
Disability*	
Difficulty seeing	246
Difficulty hearing	54
A mental disability	181
A physical/mobility disability	49
A chronic health condition	61
Other Disability	62
Decline to answer	536
No Disability	3,278
Veteran status	
Yes	15
No	1,107
Decline to answer	96
N/A	1,098
Sex assigned at birth	
Male	1,978
Female	2,067
Decline to answer	231
Gender identity	
Male	1,948
Female	1,892
Transgender	25
Genderqueer/Non-Binary	89

**San Joaquin County Behavioral Health Services**

## MHSA Prevention and Early Intervention (PEI) Three Year Program and Evaluation Report

Questioning or unsure of gender identity	66
Other	44
Decline to answer	199
N/A	X
Homeless	
Yes	67
No	4,005
Decline to answer	204

\*Mental or physical impairment lasting more than 6 months and limiting major life activity but is not the result of a severe mental illness

## **Recovery Services for Nonviolent Offenders (LEAD)**

Methodological note: Data on demographic groups with fewer than 10 members are not made available to the public and are therefore not included in this report. More detailed demographic data are included in the supplemental report to the State.

## Whole Person Care

Methodological note: Data on demographic groups with fewer than 10 members are not made available to the public and are therefore not included in this report. More detailed demographic data are included in the supplemental report to the State.

Demographics FY 2021/22	
Number of demographic forms collected	39
Age	
0-15	X
16-25	X
26-59	30
60 and older	X
Decline to answer	X
Race	
American Indian or Alaska Native	X
Asian	X
Black or African American	X
Native Hawaiian or other Pacific Islander	X
White	28
Other	X
More than one race	X
Decline to answer	X
Ethnicity	
Hispanic or Latino	
Caribbean	X
Central America	X
Mexican/Mexican-American	20
Puerto Rican	X
South American	X
Non-Hispanic or Non-Latino	
African	X
Asian Indian/South Asian	X
Cambodian	X
Chinese	X
Eastern European	X
European	X
Filipino	X
Japanese	X
Korean	X
Middle Eastern	X
Vietnamese	X

# San Joaquin County Behavioral Health Services

## MHSA Prevention and Early Intervention (PEI) Three Year Program and Evaluation Report

Other	X
More than one ethnicity	X
Decline to Answer	10
Primary language	
English	39
Spanish	0
Other	0
Decline to Answer	0
Sexual orientation	
Gay or Lesbian	X
Heterosexual or Straight	38
Bisexual	X
Questioning or unsure of sexual orientation	X
Queer	X
Other	X
Decline to answer	X
N/A	X
Disability*	
Difficulty seeing	X
Difficulty hearing	X
A mental disability	11
A physical/mobility disability	X
A chronic health condition	X
Other Disability	14
Decline to answer	X
No Disability	X
Veteran status	
Yes	X
No	37
Decline to answer	X
N/A	X
Sex assigned at birth	
Male	27
Female	12
Decline to answer	0
Gender identity	
Male	27
Female	12
Transgender	0
Genderqueer/Non-Binary	0
Questioning or unsure of gender identity	0

**San Joaquin County Behavioral Health Services**

## MHSA Prevention and Early Intervention (PEI) Three Year Program and Evaluation Report

Other	0
Decline to answer	0
N/A	0
Homeless	
Yes	39
No	0
Decline to answer	0

\*Mental or physical impairment lasting more than 6 months and limiting major life activity but is not the result of a severe mental illness

# **The San Joaquin County Homeward Bound Initiative**

## **Deliverable 11: Year 4 Evaluation Report**

## Executive Summary

### *Background*

The main aims of the Homeward Bound Initiative include: 1) improving access and engagement in behavioral healthcare amongst residents of San Joaquin County, 2) increasing behavioral healthcare utilization amongst historically underserved groups, 3) reducing convictions and recidivism, 4) improving client outcomes, and 5) delivering services with a high degree of client satisfaction. The Initiative aimed to achieve these goals by delivering a host of services including respite care, case management, psychotherapy, sobering services, substance use disorder (SUD) counseling, and medication-assisted treatment (MAT). These services were delivered by Community Medical Centers (CMC), a federally qualified health center (FQHC) with an established track record in providing health and social care to San Joaquin County residents in collaboration with San Joaquin County Behavioral Health Services (SJCBS). These services were accessible via a multitude of pathways and were supported by extensive links with other community and governmental agencies. The provision of these additional services is expected to lead to improved functional and recovery outcomes for consumers, high levels of treatment satisfaction amongst clients, and reduced convictions and recidivism amongst those that receive care. The current report details the preliminary results of the Homeward Bound Initiative four years into the five-year project period.

### *Major Findings*

Over the past four years, the Homeward Bound Initiative has continued its progress towards meeting the project goals and objectives. In total, 1,284 unique individuals have been enrolled in the Homeward Bound Initiative, 566 clients have received mental health services, 797 have received SUD counseling, 421 have received MAT, and 1,040 have received a primary care appointment. In total, 10.8% of clients identified as Black or African American, which is an over-representation relative to San Joaquin County population estimates. However, Asian and Hispanic/Latinx clients were under-represented. To date, the program has been highly successful at engaging clients who identify as homeless (n=284, 23.1% of the sample). Once engaged in care, individuals from these historically underserved groups engaged and remained in care at levels at least comparable to those who report not being homeless, and other racial and ethnic groups. In total, 31.6% of clients reported previously being convicted of crimes. Conviction rates for Homeward Bound clients were 9.5% within 12-months of receiving care, and 18.3% within 24-months. Recidivism rates of individuals with a prior conviction were 10.86% at 12-months post-baseline, and 21.99% at 24-months. Due to the nature of the data, it is not possible to make direct comparisons to the published literature, however these figures appear relatively low. Homeward Bound clients reported clinically and statistically significant

reductions in depressive symptoms after one month of enrolling in Homeward Bound services, with further reductions evident the longer they remained in care. Finally, amongst the 295 clients assessed, satisfaction with the care delivered by the Homeward Bound Initiative was remarkably high, with 70.5% of clients reporting the highest level of satisfaction possible, and 92.5% reporting at least moderately high level of satisfaction.

The successes of the Homeward Bound Initiative are particularly notable given the backdrop of the coronavirus disease-2019 (COVID-19) and the subsequent shelter-in-place mandates that significantly impacted client needs, the delivery of services, and the effectiveness of collaborations between other community agencies.

## *Conclusions*

Overall, the Homeward Bound Initiative is successfully delivering a broad range of behavioral healthcare services to individuals with mild-to-moderate behavioral health conditions, many of whom report having a history of interaction with the criminal justice system. These findings suggest that the Homeward Bound Initiative may represent an important step towards addressing a significant gap in the San Joaquin County Behavioral Health System-of-Care, delivering services in a manner that is successfully engaging historically underserved groups, improving outcomes, and providing services with a very high degree of client satisfaction.

## Table of Contents

<b>The San Joaquin County Homeward Bound Initiative .....</b>	<b>1</b>
<b>Deliverable 11:.....</b>	<b>1</b>
<b>Year 4 Evaluation Report.....</b>	<b>1</b>
<i>Background .....</i>	<i>2</i>
<i>Major Findings .....</i>	<i>2</i>
<i>Conclusions.....</i>	<i>3</i>
<b>Table of Contents.....</b>	<b>4</b>
<b>Project Description .....</b>	<b>6</b>
Development of the “Hub and Spoke” System of Care to Expand Homeward Bound Services Across San Joaquin County.....	8
Defining Mild-to-Moderate and Severe Mental Health Concerns.....	9
Reducing Convictions amongst Clients with a Criminal Justice History.....	10
Modifications to the Delivery of Homeward Bound Services as a Consequence of the COVID-19 Pandemic .....	11
<b>Goals and Objectives.....</b>	<b>11</b>
<i>Goal 1. Reduce systemic gaps which lead to the underutilization of mental health services. ....</i>	<i>11</i>
<i>Goal 2. Improve access to mental health services for underserved groups. ....</i>	<i>12</i>
<i>Goal 3. Reduce gaps in the substance use disorder continuum of care. ....</i>	<i>12</i>
<i>Goal 4. Reduce conviction rates and recidivism of individuals with mental health disorders. ....</i>	<i>12</i>
<b>Logic Model .....</b>	<b>12</b>
<b>Methods/Data Collection .....</b>	<b>13</b>
<i>Study Design.....</i>	<i>13</i>
<i>Target Population .....</i>	<i>14</i>
<i>Data Collection Procedures .....</i>	<i>14</i>
<i>Measures.....</i>	<i>15</i>
<i>Services Delivered by the Homeward Bound Initiative .....</i>	<i>16</i>
<i>Analysis Plan .....</i>	<i>17</i>
<b>Results.....</b>	<b>19</b>
Service Delivery and Expansion over Time .....	19
Development of the “Hub and Spoke” model of Homeward Bound Service Delivery .....	22
Expansion of Services over Time Summary .....	23

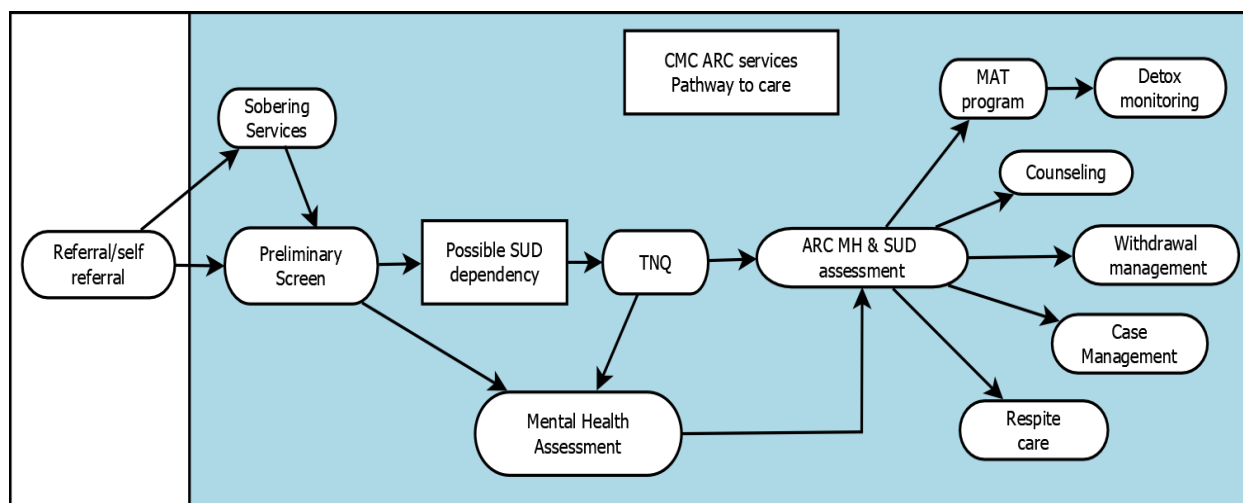
Services Delivered by Community Medical Centre (CMC) to Homeward Bound Clients .....	24
Sociodemographic Breakdown of Homeward Bound Clients .....	25
<b>Clinical Presentation of the Homeward Bound Initiative Sample .....</b>	<b>26</b>
Improving Access and Engagement in Historically Underserved Populations .....	29
Access and retention in Community Behavioral Health Treatment across Race/Ethnicity.....	29
Access and retention in Community Behavioral Health Treatment across Individuals that Identify as Homeless.....	32
Improving Access and Retention Amongst Historically Underserved Groups Summary .....	33
Reducing Criminal Justice Convictions.....	33
Client Satisfaction with Homeward Bound Services.....	37
Changes in Outcomes amongst Homeward Bound Clients over time .....	38
<b>Discussion.....</b>	<b>40</b>
<b>Conclusion .....</b>	<b>42</b>
<b>References.....</b>	<b>43</b>

## Project Description

The Homeward Bound Initiative represents a significant expansion of community-based behavioral health services, designed to improve population-level behavioral health outcomes for the residents of San Joaquin County. The overarching goal of the Homeward Bound Initiative is to improve access to substance use and mental health services for county residents with mild-to-moderate behavioral health concerns by expanding services and increasing low-barrier pathways to care. The program emphasizes supporting vulnerable and underserved populations, including 1) non-serious, non-violent offenders with trauma or other mental health concerns, 2) high-risk individuals with substance use disorders (SUD) who are homeless, and/or who have frequent contacts with law enforcement, and 3) African American and Latinx individuals who are underserved through traditional, existing behavioral health services.

The Homeward Bound Initiative focuses on 1) *service expansion* through the creation of the Assessment and Respite Center (ARC) with co-located withdrawal management services, 2) *system strengthening* through shared data use agreements and expedited referral pathways between providers, and 3) *service enhancement* by delivering wrap-around housing and case management services for those individuals that require intensive services to achieve recovery from behavioral health conditions. The ARC is a community-based treatment facility managed by Community Medical Centers (CMC), a not-for-profit healthcare network with an established track record of delivering health and social care services to individuals in the Stockton area for over 50 years. A conceptual model detailing the new system of care delivered by CMC via the Homeward Bound Initiative is presented below in Figure 1.

Figure 1: The Homeward Bound Initiative CMC/ARC Pathway to Care

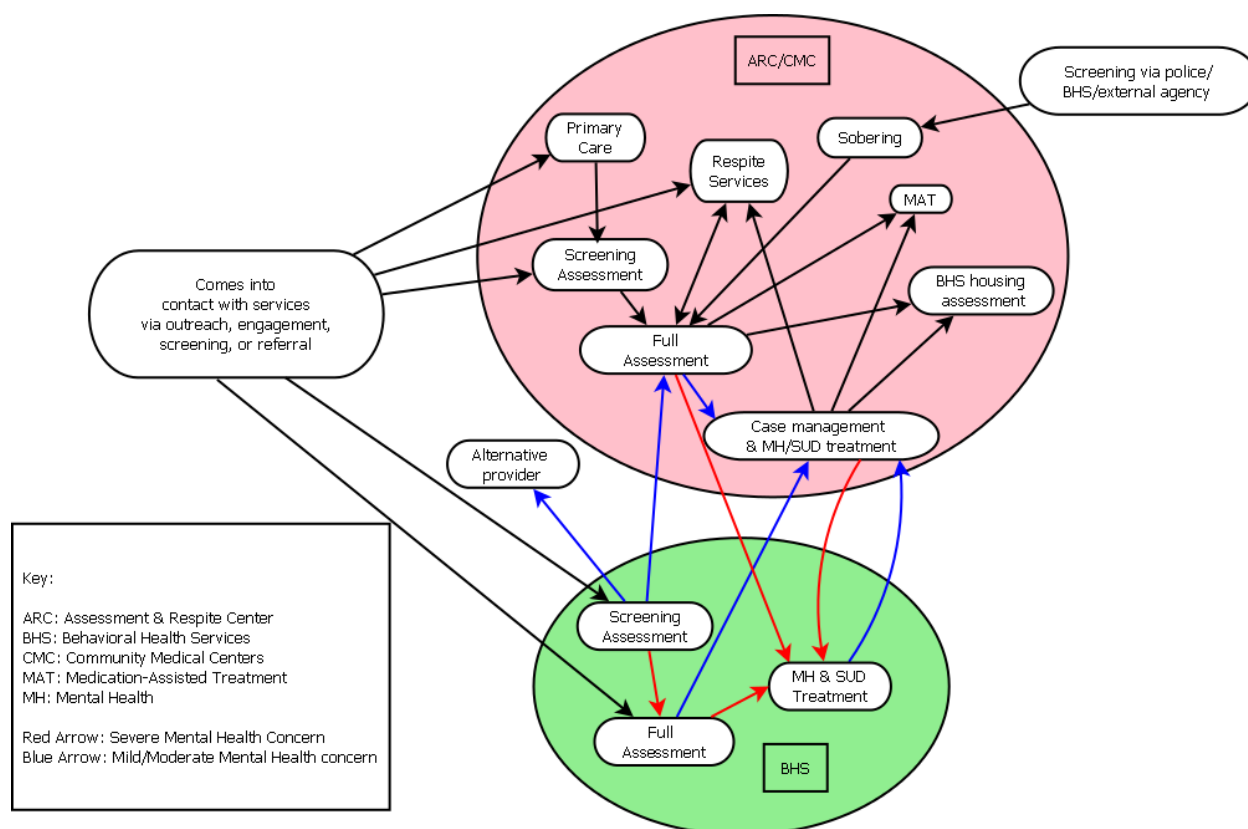


ARC = Assessment and Respite Center; CMC = Community Medical Centers; MAT = Medication Assisted Treatment; SUD = Substance Use Disorder; TNQ = Treatment Needs Questionnaire.

The Homeward Bound system of care allows consumers to access services delivered by the ARC via a multitude of entry pathways. These include service referrals via community partners (e.g., Stockton Shelter for the Homeless, St. Marys' Dining Room, etc.), emergency services, San Joaquin County Behavioral Health Services (SJCBS), law enforcement, the county court system, CMC primary care, and self-referral. If the individual accesses CMC services while intoxicated, they will be offered sobering services, which consists of sobering beds available on the premises. Once sober, or if they access services when not intoxicated, they will be offered a brief screening assessment to identify treatment needs, in addition to access to respite services to address any immediate basic needs (e.g., thirst, hunger, hygiene). In the event of a positive screen, or based on the clinician's clinical judgment, the individual will then be offered a full behavioral health assessment, followed by services that could include MAT, withdrawal management, case management, and/or other forms of therapy, dependent upon need. Individuals in receipt of services delivered within the ARC will also be eligible for both physical and mental health care, delivered by existing CMC co-located primary care services.

In addition to the expansion and enhancement of services offered by CMC, a second critical component of the Homeward Bound Initiative includes the establishment of expedited referral pathways between CMC and SJCBS. Figure 2 depicts how ARC services fit within the broader context of available care delivered under the Homeward Bound Initiative. If an individual with a severe mental health condition engages with services at CMC, they will receive an expedited referral to SJCBS including a "warm hand-off," with details from the CMC assessment passed on to SJCBS to minimize any duplicate assessment. In cases where a screening or full assessment at SJCBS takes place, and the individual is deemed to be experiencing a mild-to-moderate behavioral health concern, the individual will then be referred directly to CMC with a "warm hand-off." Minimizing these barriers to appropriate care should, in turn, improve access and engagement to appropriate treatment, potentially leading to better outcomes overall.

Figure 2: The Homeward Bound Initiative Full System of Care



## Development of the “Hub and Spoke” System of Care to Expand Homeward Bound Services Across San Joaquin County

Key to the county-wide expansion of Homeward Bound services is the implementation of a “hub and spoke” model of service delivery. A visual representation of this model is presented in Figure 3. Under this proposal, the implementation of the Homeward Bound Initiative was designed to follow three discrete stages. First, CMC develops the primary “hub” site for Homeward Bound services situated in the county capital, Stockton. This site is co-located with the CMC Waterloo Road primary care site. Once established, the next phase of the plan involved expanding services to satellite CMC clinics across San Joaquin County (the “spokes”). These spokes include the provision of clinical services in large towns spanning the geography of San Joaquin County: Lodi, Tracy, and Manteca. Under this model, clients could either be initially seen at the hub site and then referred out to one of the satellite clinics at the convenience of the client, or else they could be referred into the system of care at the spoke site directly. The spoke site typically utilizes the technical expertise and additional resources of the hub to best respond to the needs of the clients’ treatment. In the third and final stage of the proposal, CMC



2a) If the duration of illness is less than one year, then they must exhibit at least four moderate, two severe or one extreme impairment in the following domains:

- i. Feeling, mood, affect
- ii. Thinking
- iii. Family/living environment
- iv. Interpersonal relationships
- v. Performance of daily activities
- vi. Social and legal
- vii. Basic needs and self-care

OR

2b) If the consumer is identified as having a duration of mental illness of over one year, then they must exhibit at least two moderate, or one severe impairment in the domains lists above.

#### *Indicators of Severe or Extreme Impairment*

Indicators of severe or extreme impairment include mental health symptoms that substantially interfere with daily activities; highly disorganized, impulsive, or aggressive behaviors with a decline in self-control; suicidal or self-harming behaviors; disruptions in self-care; and substantial disruptions in interpersonal relationships.

#### *Indicators of Mild-to-Moderate Impairment*

Indicators of mild-to-moderate impairments may include manageable mental health symptoms that are attributable to social stressors (i.e. loss of job, bereavement, management of a chronic medical condition); an expectation of a resolution of symptoms within six months; an ability to manage daily activities despite the presence of symptoms; no or minimal impact on interpersonal relationships; the absence of emergency psychiatric admissions in the past 12 months; stable adherence to medication for over 12 months or medications no longer required.

### **Reducing Convictions amongst Clients with a Criminal Justice History**

In addition to improving care access and the range of services available, one of the key aims of the project is to reduce recidivism amongst individuals with behavioral health disorders. For this study, recidivism has been defined in the following way:

“The conviction of a new felony or misdemeanor committed within a specified period of the intake assessment of the Homeward Bound program.”

## Modifications to the Delivery of Homeward Bound Services as a Consequence of the COVID-19 Pandemic

COVID-19 and the subsequent shelter-in-place mandate implemented in March 2020 had a dramatic impact on the needs of clients, referrals pathways into care, treatment engagement, care protocols, treatment outcomes, and engagement work with community partners. The full description of the service changes is detailed in the Deliverable 9 “Summary of Adjustments” report. On a service level, the most significant changes resulting from the shelter-in-place mandate were the substantial reduction in the availability of sobering stations, a reduction in respite services such as the provision of free showers for homeless clients, and a significant increase in the delivery of services via telehealth. Notably, many referral partners and other community agencies remained closed during the pandemic which impacted both referrals into the Homeward Bound program and collaborations in care delivery. Overall, COVID-19 has negatively impacted client access, engagement, retention, and client outcomes. Consequently, these impacts should be considered in the interpretation of the findings presented below.

## Goals and Objectives

The Homeward Bound Initiative combines project goals as stated in the “Project Evaluation Plan” section of the Proposition 47 grant proposal (Proposition 47), submitted to the California Board of State and Community Corrections in February 2017, and the goals and objectives stated in the *Purpose of the Innovation* section of the Assessment and Respite Center Innovation Plan Document, submitted to the California Mental Health Services Oversight and Accountability Commission (MHSOAC). Where goals and objectives are closely related or overlap each other they have been combined and synthesized for clarity.

### ***Goal 1. Reduce systemic gaps which lead to the underutilization of mental health services.***

#### **Objectives:**

- To address structural limitations of the current model of care that leads to the underutilization of appropriate services in people with mental illnesses and co-morbid SUDs.
- To provide stabilization services, respite care, withdrawal management, housing, and case management, when necessary, to facilitate consumer engagement in mental health treatment.

***Goal 2. Improve access to mental health services for underserved groups.***

**Objectives:**

- To provide mental health services to non-violent offenders with trauma or other mental health concerns.
- To provide mental health services to high-risk individuals with SUD who are homeless, and/or have frequent law enforcement contact associated with their behavioral health concerns.
- To increase the number and proportion of African American and Latinx individuals who utilize community behavioral health services.

***Goal 3. Reduce gaps in the substance use disorder continuum of care.***

**Objectives:**

- To provide effective SUD treatment services, ensuring that providers are trained in effective treatment practices, and are assigned to deliver services.
- To provide effective SUD treatment services, allowing former offenders to receive diversion programming and/or direct their own recovery efforts.

***Goal 4. Reduce conviction rates and recidivism of individuals with mental health disorders.***

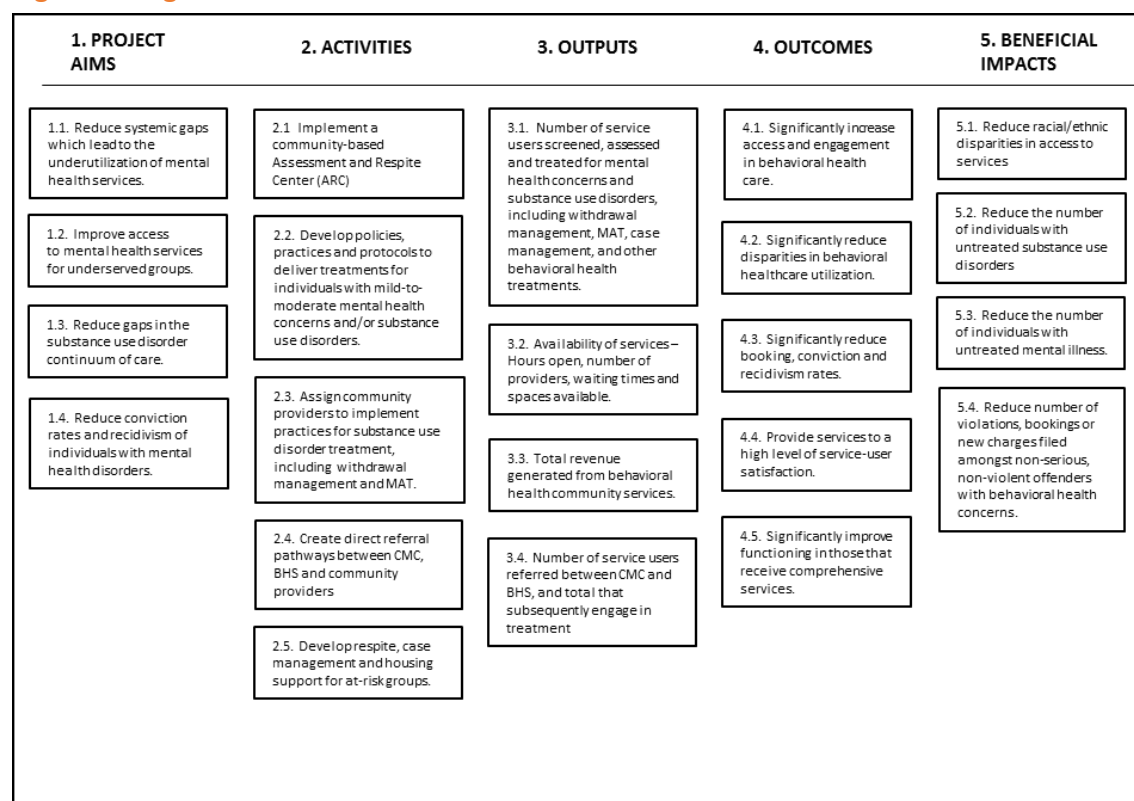
**Objectives:**

- Improve the quality of life of non-violent consumers with prior convictions; individuals with SUD; those that are homeless or at risk of homelessness; and any other populations that have frequent contact with law enforcement associated with their behavioral health concerns.
- Reduce the number of incarcerations among non-violent offenders with untreated mental health and/or SUD and reduce the rate of recidivism in this population.

## **Logic Model**

The logic model for the formative and summative evaluation of the Homeward Bound Initiative is detailed in Figure 4. The figure details the original aims of the project, the proposed activities designed to meet those aims, a measure of how successful the project is at producing those activities (“outputs”), and the impact of the activities delivered (the “outcomes”). The “beneficial impacts” column lists the wider, system-level changes one may hope or expect to see based on the success of the previous components of the logic model as outlined.

Figure 4: Logic Model of the Homeward Bound Initiative



Key: ARC, Assessment and Respite Center; BHS, Behavioral Health Service; CMC, Community Medical Centers; MAT, Medication-Assisted Treatment.

## Methods/Data Collection

### Study Design

This report represents a formative and summative evaluation of the Homeward Bound Initiative. The outcomes evaluated in this report follow directly from the goals outlined in the *Goals and Objectives* section of this document and were outlined in detail in Section 4 of the *San Joaquin County Homeward Bound Initiative Evaluation Plan*, beginning on page 25. Those outcomes are listed below:

- 1) Improvements in Access and Engagement in Care
- 2) Reducing Disparities in Behavioral Healthcare Services Utilization
- 3) Reducing Criminal Justice Bookings, Convictions, and Recidivism
- 4) Delivering High Levels of Consumer and Provider Satisfaction with New Models of Care
- 5) Functional Improvements Following Treatment

## *Target Population*

All adults who access services delivered through the Homeward Bound Initiative will be included in the first part of the analysis. The analysis will include all service data collected between the point when the Homeward Bound program's data was incorporated into the CMC electronic medical record (EMR) from 08/01/2018 until 6/7/2021. The clients included in this evaluation will include everyone who is either referred or self-referred to one of the Homeward Bound program's hub or spoke sites to receive care, or utilizes the sobering facilities during a period of intoxication.

## *Data Collection Procedures*

In line with current practices, if the consumer does not already have an EMR at CMC, one is created at the first appointment. The EMR contains all of the consumer's demographic information and an ongoing record of their care. During their first appointment, the consumer will complete the Patient Health Questionnaire (PHQ-9) and the Generalized Anxiety Disorder Scale (GAD-7). During this, or any subsequent appointments, if it becomes evident the consumer may be experiencing a SUD, they are encouraged to complete the Treatment Needs Questionnaire (TNQ). If this screening form identifies any intravenous drug use, prior receipt of MAT, use of cocaine or benzodiazepines, or alcohol misuse, then the consumer is referred to complete a full behavioral health assessment. During the assessment, the consumer is instructed to complete the Client Satisfaction Questionnaire (CSQ-8), the Drug Abuse Screening Test (DAST) for a more detailed exploration of their drug use history if they reported prior drug use, and the CAGE Substance Abuse Screening Tool (CAGE) if they report a history of alcohol problems. The individual will then be referred to receive either withdrawal management, MAT, counseling, case management, and/or respite care, based on the outcome of the assessment. Individuals referred to receive MAT will complete the Office-Based Opioid Treatment Stability Index (OBOT) at the initiation of treatment, and then at monthly intervals to review patient stability and recovery outcomes. As part of ongoing care, all consumers will complete the PHQ-9 and the GAD-7 every six months. These data are used to both inform care, and track symptom progression over time. All the data will be stored within the CMC EMR, and at each reporting stage, this data will be extracted by CMC analysts and provided to the evaluation team for analysis.

In addition to the data held in CMC's EMR, CMC was required to collect annual conviction data for each client that reported a criminal justice history at the ARC intake assessment stage. This was conducted to meet the Board of State and Community Corrections (BSCC) reporting requirements. To achieve this, CMC staff manually checked the Superior Court of San Joaquin County public court records of all BSCC-eligible clients every 12 months post the baseline assessment. These records were available at the following address:

<https://cms.sjcourts.org/fullcourtweb/mainMenu.do?&PageSize=0&Index=0>. In cases where the client is convicted of a new felony or misdemeanor post assessment, this information was added to a separate recidivism tracking sheet developed by the evaluation team. This check was completed three times over three years for each client.

To link both the recidivism and EMR datasets, an analyst based at CMC assigned all clients with a unique identification (ID) number. These datasets were then both submitted to the evaluation team separately via the secure, Health Insurance Portability and Accountability Act (HIPAA)-compliant MyResearch system, hosted by the University of California, San Francisco. Once the evaluation team received the datasets, they were merged via the anonymized unique identifiers.

## *Measures*

In the current evaluation the analysis will focus on the data from the following sources:

### *Patient Health Questionnaire (PHQ-9)*

The Patient Health Questionnaire (PHQ-9; Kroenke et al., 2001) is a brief, nine-item instrument designed to diagnose depression and measure depression severity. Items concern different features of depression such as anhedonia, depressed mood, and loss of appetite, and depression is diagnosed by a PHQ-9 score of 10 or greater. As a severity measure, the scale ranges from 0-27, with a higher score indicating more severe depression. In this evaluation, all clients will complete the PHQ-9 at the point of assessment, and then at least appointment until the point of discharge from Homeward Bound Services.

### *Generalized Anxiety Disorder Scale (GAD-7)*

The Generalized Anxiety Disorder Scale (GAD-7; Spitzer et al., 2006) is a seven-item questionnaire designed to both diagnose and measure the severity of anxiety the responder has experienced over the past two weeks. Items relate to symptoms such as uncontrollable worrying, irritability, and restlessness. Each item is rated on a scale of 0 (“not at all” bothered) to 3 (bothered “nearly every day”). A score of 1-4 is considered to indicate minimal anxiety, 5-9 mild, 10-14 moderate, and 15-21 severe. The authors suggest a score of 10 or higher as a reasonable cut-off point for identifying cases of GAD. The scale will be administered by all clients at the point of assessment amongst those who present with anxiety, as determined by the assessing clinician.

### *The Drug Abuse Screening Test (DAST)*

The Drug Abuse Screening Test (DAST; Skinner 1982) is a 20-item self-report questionnaire designed to measure the degree of problems the client experiences as a consequence of their drug use. Each item requires a dichotomous yes/no response and includes items relating to interpersonal conflicts, occupational problems, criminal activities, side effects, guilt, addiction, and treatment related to drug use. American Society of Addiction Medicine (ASAM) placement

criteria suggest that a score  $\leq 5$  indicates a low-level impact of drug abuse, 6-10 indicates moderate, 11-15 indicates substantial, and  $\geq 16$  indicates a severe impact, with the individual likely requiring intensive treatment services. Clients will complete the DAST at CMC at the intake assessment.

### *The CAGE Substance Abuse Screening Tool*

The CAGE Substance Abuse Screening Tool (Ewing, 1984) is a four-item questionnaire used to identify responders who may potentially be misusing alcohol. Each item requires a dichotomous yes/no response and asks the responder whether they have ever felt that they should cut down on their drinking, if they get annoyed because people criticize their drinking, if they have felt guilty regarding drinking, or if they have ever had a drink first thing in the morning to alleviate symptoms of alcohol addiction or a hangover. The typical cutoff used for the CAGE is two positive answers. Clients will complete the CAGE in CMC at the intake assessment.

### *Client Satisfaction Questionnaire (CSQ-8)*

Clients' satisfaction will be assessed using the CSQ-8 (Larsen et al., 1979). The CSQ is an eight-item Likert questionnaire where responders rate each item from 1-4, with a higher score representing greater satisfaction with treatment. The CSQ-8 has been extensively used in various healthcare settings and has been validated for use in SUD populations (Wilde and Henriks, 2005). Clients receiving services at SJCBS will complete the CSQ-8 during their full assessment. Clients receiving care at CMC will complete the CSQ-8 at the point of assessment.

## *Services Delivered by the Homeward Bound Initiative*

Components to be delivered as part of the Homeward Bound Initiative include MAT, withdrawal management, sobering, case management, respite services, mental health treatment, and SUD counseling from a recovery counselor. The services delivered are consistent with the American Society of Addiction Medicine (ASAM) guidelines at both Level 1 and Level 2 degrees of intensity ("ambulatory withdrawal management with and without extended on-site monitoring"). In conjunction with these additional services, consumers will be eligible, based on need, to receive ongoing co-located physical and mental health care as part of CMC's existing services.

MAT is the use of medications in combination with supportive therapies to treat SUD. The ARC primarily administers two medications: suboxone (buprenorphine and naloxone) for the treatment of opioid use disorders and naltrexone for the treatment of alcohol use disorders. Buprenorphine suppresses the physical signs and symptoms associated with opioid withdrawal and is an effective intervention in the maintenance treatment of opioid dependence (Mattick et al., 2014). Naltrexone blocks feelings of intoxication and euphoria and has been found to reduce self-reported cravings and alcohol use (Hendershot et al., 2017).

The recovery counseling component of care is typically delivered both in a group format and on a one-to-one basis. Both treatment formats are delivered by qualified recovery counselors, and the focus of these treatments is to support the individual in their recovery from SUD. If either during the assessment or ongoing SUD treatment the consumer is identified as having additional mental health needs, then they are referred to a CMC behavioral health clinician where they can receive additional services.

For those who present to the ARC intoxicated either via a self-referral, or a referral from law enforcement or other community partners, they will be offered a safe space to achieve sobriety. Once sober, an assessment and additional care services will be offered, based on need.

In addition to mental health and SUD treatment, the Homeward Bound Initiative will aim to provide a range of additional supportive services delivered as part of case management and respite care. This may extend from addressing immediate basic needs (i.e., providing food, basic hygiene support, etc.) to providing long-term case management, housing support, and employment assistance. Depending upon the nature of the support required, these services will be delivered by ARC providers or referred out to community partners.

Addressing immediate needs and engaging consumers in SUD treatment should in turn facilitate engagement with mental health services also delivered by CMC. For consumers who meet criteria for the receipt of behavioral health services but are not yet ready to fully engage in treatment at the time, case management services will be provided by CMC providers to build rapport, engage the consumer, address basic needs, and provide an additional pathway to treatment for SUD and/or mental health treatment.

## *Analysis Plan*

The quantitative analysis focused on: service delivery; expansion and receipt of services; the access and engagement in care amongst historically underserved groups, including individuals who are homeless, Latinx and African American populations, and those with a history of involvement with the criminal justice system; treatment outcomes; and client recidivism status.

The quantitative analysis utilizes program-level data to examine the Homeward Bound Initiative in five key areas:

- 1) Improvements in client access to and engagement in care
- 2) Behavioral healthcare service utilization amongst underserved groups
- 3) Reconviction among clients with a criminal justice history
- 4) High-level satisfaction with services amongst clients
- 5) Functional improvements in clients with mild-to-moderate behavioral health concerns

The first part of the quantitative analysis utilized program-level data to summarize the current structure of the service, including when the clinics opened, their hours of operation, how services changed over time, and the number and type of different providers currently delivering services. Next, a summary of all individuals referred to the Homeward Bound Initiative was presented to examine the rate of referrals over time, including how many individuals met Proposition 47 eligibility criteria. All subsequent analysis was completed exclusively on individuals who met Proposition 47 eligibility criteria unless otherwise stated (i.e., where non-eligible consumers were used as a comparison group). This included the calculation of mean waiting times, a summary of basic demographic information, counts of the types of services received, and the mean length of treatment retention.

In the second part of the analysis, referral and engagement rates of consumers from historically underserved groups were compared to the total population. In the context of this evaluation, historically underserved groups included homeless individuals, African American and Latinx individuals, and individuals who report a history of interaction with the criminal justice system. Engagement was defined as the consumer attending the first session of the program, with plans made to receive ongoing care. To evaluate the efforts to engage underserved populations, the total proportion of individuals that identify as belonging to each of these groups were reported. With regards to race/ethnicity, this was compared to population rate and the service utilization rate at SJCBS, based on the assumption the behavioral health needs across the different racial and ethnic groups would be broadly consistent. To evaluate efforts to engage individuals from these underserved groups into different components of care, engagement rates of each subgroup were compared to the remaining population using Chi-square tests.

Analysis of behavioral healthcare service utilization among underserved populations was accomplished by examining the demographics of the client population, including the share of clients in mental health treatment and SUD counseling for at least six months. We assessed the utilization of services by underserved groups by comparing the Homeward Bound Initiative's service utilization by race and ethnicity to their respective rates within the general population.

Analysis of reconviction among clients with a criminal justice history focuses on the share of persons with a criminal justice history among all clients over time, the reconviction rate at 12 and 24 months from enrollment.

In this report, the analysis of functional improvements in clients with mild-to-moderate behavioral health concerns is limited to clients with mild-to-moderate depression. Clients with mild-to-moderate depression were identified using the PHQ-9 questionnaire administered during the client's initial assessment; we define this initial PHQ-9 as the client's baseline PHQ-9 score. We assess the share of clients receiving the PHQ-9 questionnaire in each month since their baseline month, where a client's baseline PHQ-9 is indexed as month one. We also estimate the mean month-to-month change in subsequent PHQ-9 scores relative to the mean

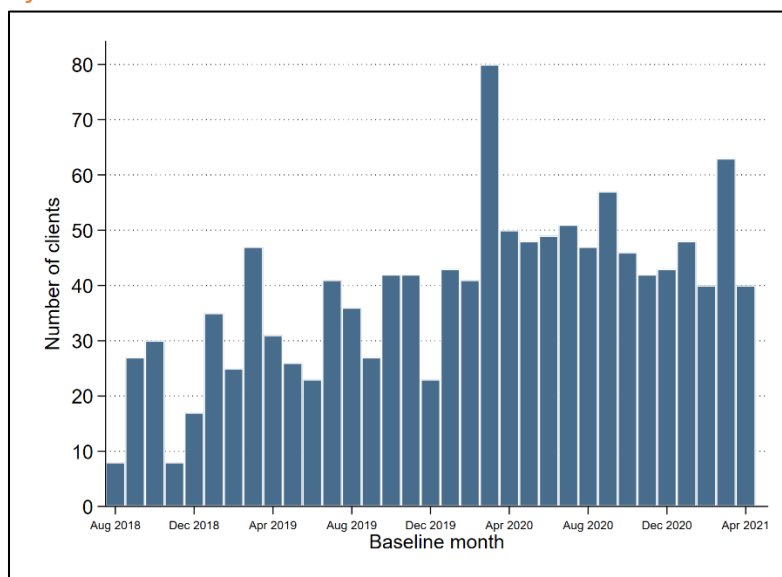
baseline PHQ-9 score using fixed-effects panel regression to control for unobserved client characteristics that are constant in time and correlated with PHQ-9 scores.

## Results

### Service Delivery and Expansion over Time

Between August 2018 – May 2021, 1,284 unique individuals were enrolled in the Homeward Bound Initiative. The number of individuals enrolled over time over this period can be found in Figure 5. During the period depicted, there was a significant increase in enrollment over time until the start of the COVID-19 pandemic in April 2020, at which point a very slight downwards trend began. Given the difficulties of determining what the continued impact of COVID-19 on future enrollment rates might be, it is challenging to accurately project what engagement in Homeward Bound services might look like by the project's end. However, if the program continues to treat approximately 45 new clients per month for the remainder of the project until June 2022, this will equate to a total of 1,824 unique clients receiving some form of Homeward Bound services.

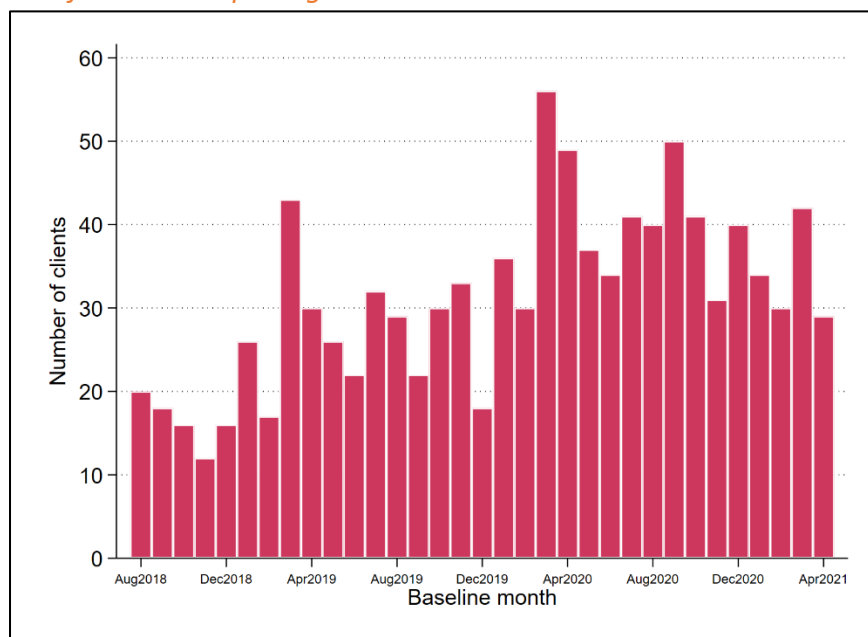
*Figure 5: Number of New Clients Enrolled into the Homeward Bound Initiative over Time*



The number of Homeward Bound clients that were referred to the mental health department and that received a behavioral health assessment over time is presented in Figure 6. As expected, these trends are consistent with enrollment figures. There is an increase over time until April 2020, at which point a very slight downwards trend began. In total, 566 clients completed a mental health assessment, 44.1% of the total number of clients who enrolled in

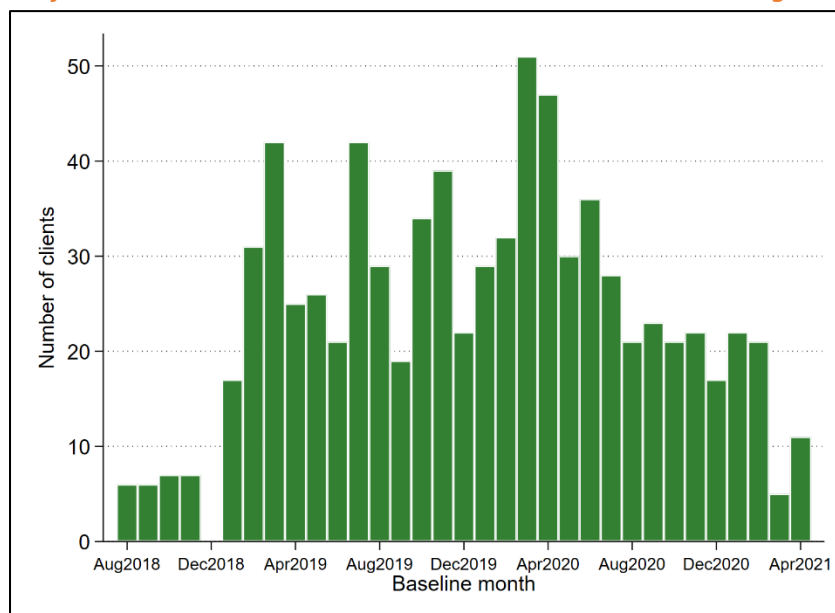
Homeward Bound Services. Assuming approximately 30 clients complete an assessment per month, we can project a total of 926 clients will complete an assessment by the end of the project.

*Figure 6: Number of clients completing a Behavioral Health Assessment over Time*



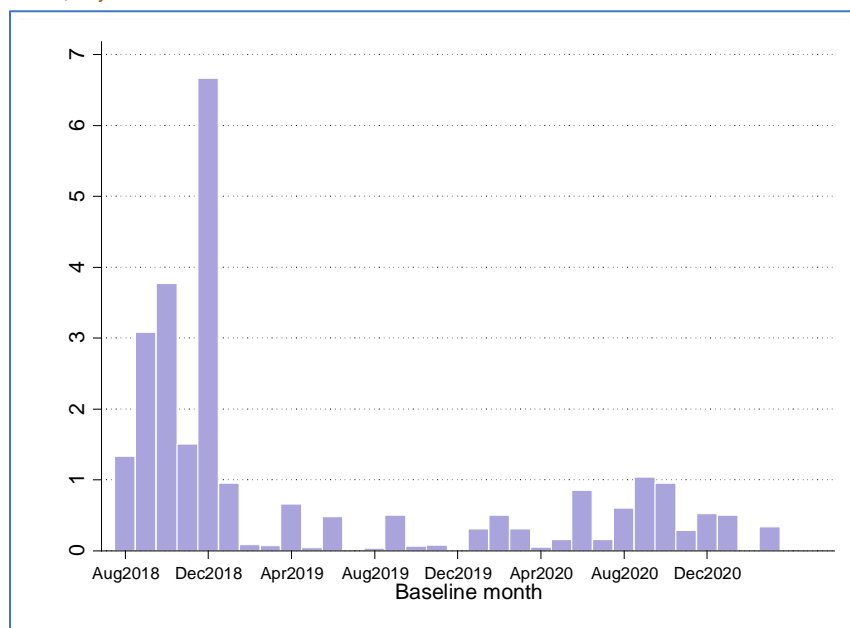
In total, 797 clients enrolled in SUD counseling provided by a Homeward Bound Initiative provider. The rate of enrollment over time is presented in Figure 7. Consistent with previous metrics, there is a significant increase in enrollment in SUD counseling until April 2020, after which point there is a notable reduction in enrollment.

*Figure 7: Number of Clients Enrolled into Substance Use Disorder Counseling over Time*



Finally, the mean duration of time between attending the Homeward Bound Initiative intake assessment and the start of SUD treatment by month is presented in Figure 8. The data indicate that during the first year of the project there was a notable delay between the intake assessment and the initiation of treatment – in December 2019, SUD counseling took on average over six months to initiate from the point of assessment. However, Since January 2019 this delay is notably not evident, with only one month having a mean wait time longer than 30 days. The delays at the start of the project are likely to be attributable to the hiring challenges the program experienced during the initial implementation period. Once the providers were in post and capacity could be expanded, the data indicates that the Homeward Bound Initiative has been highly successful at progressing clients into SUD care quickly from the point of assessment.

*Figure 8: Mean duration between the Intake assessment and the Start of Substance Use Disorder Treatment, by Month*



#### Development of the “Hub and Spoke” model of Homeward Bound Service Delivery

A review of the development of the “hub and spoke” model to Homeward Bound care delivery is presented in Table 1. While the first client to be entered into the updated EMR took place on August 1, 2018, the first Homeward Bound Initiative client was seen in January 2018 at the Waterloo Road hub site. Since then, services were first delivered at the Lodi site in August 2018 before the broader expansion in March 2019. At the Manteca site, the first Homeward Bound client was served in December 2018, and in Tracy, the first client received services in September 2019. In January 2020, clients from out-of-county who were originally seen at the Stockton hub site were referred to CMC sites in neighboring counties, including the cities Dixon and Vacaville in Solano County. Despite these additional sites, it is notable that almost all clients involved in the program were served at the Hub Waterloo Road site.

*Table 1: Expansion of the Homeward Bound Initiative Across Hub and Spoke Sites*

CMC Clinic Site	n	%	First Date of Service
Hub Site			
Stockton	1,100	85.67%	Jan-2018
San Joaquin Spoke Site			
Lodi	14	1.09%	Aug-2018
Manteca	8	0.62%	Dec-2018
Tracy	78	6.07%	Sep-2019
Out-of-County Spoke Site			
Dixon	15	1.17%	Jan-2020
Vacaville	61	4.75%	Jan-2020
Other Locations	8	0.62%	

### Expansion of Services over Time Summary

In the review of program enrollment, behavioral health service engagement, and SUD counseling provided over time, the enrollment rates all experienced a steady continual increase until the end of the first quarter of 2020. At that point, there was a small but notable reduction in program enrollment and behavioral health engagement, and a larger decrease in SUD counseling. This is likely to be attributable to two factors. First, the service expansion across the spoke sites was completed in January 2020, indicating the maturation of the program rollout. Second, the beginning of 2020 coincided with the proliferation of COVID-19 across California, leading to substantial disruption to people's way of life. Within San Joaquin County many community agencies stopped providing services, others switched to remote only care, while other institutions such as the San Joaquin County court system temporarily closed. This led to a substantial reduction in the number of sites that frequently referred their clients to Homeward Bound Services. Additionally, due to the shelter-in-place mandates that occurred throughout the US, many individuals significantly changed their way of living, which also had the potential to dramatically affect the number of people that may commit to receiving behavioral health services.

Notably, once the program got through the initial development stage, the wait times for services between the initial assessment and the start of SUD treatment have been minimal. These findings indicate that the pathways through care within the Homeward Bound Initiative are efficient and that the program has sufficient capacity to meet the needs of the population referred. Importantly, these transitions into care do not appear to have been substantially

impacted by COVID-19 or the subsequent shift to telehealth as a consequence of the shelter in place mandates.

Going forward, it is difficult to determine how COVID-19 will impact the delivery of services and outreach activities, and so as a result, calculating accurate projections for future service enrollment remains challenging. To address this, the evaluation team will continue to examine how enrollment trends are impacted as shelter-in-place mandates are lifted, which will be reported in future deliverables.

### Services Delivered by Community Medical Centers (CMC) to Homeward Bound Clients

The number of different types of health appointments completed by Homeward Bound clients is presented in Table 2. Overall, 1,205 (93.8%) clients completed at least one behavioral health visit, 784 (61.1%) completed one SUD appointment, and 421 (32.8%) completed at least one session of MAT. Of those that received these services, clients on average attended at least 4.87 (SD=6.97) behavioral health visits, 5.02 (SD=7.39) SUD counseling visits, and 6.18 (SD=7.82) sessions of MAT. These figures indicate that when clients do attend services, treatment retention is relatively high.

In addition to the various behavioral health appointments Homeward Bound clients attended, 1,040 (81.0%) also attended primary care visits. Individuals that attended primary care visits on average attended 8.61 (SD=9.72) appointments each. Due to the nature of the data, we are unable to determine what proportion of clients were existing CMC primary care clients, and what proportion are new clients that were enrolled into CMC primary care via the ARC. Regardless, engagement in CMC care via either pathway should be considered important. If the Homeward Bound Initiative is leading to new clients engaging in primary care via the ARC, then the subsequent increase in billable primary care services represents a component of the sustainability plan for the ARC. If the Homeward Bound Initiative is serving existing CMC clients, then given the previous gaps in SUD continuum of care across San Joaquin County, this is likely to be addressing an important previously unmet need amongst CMC clients.

*Table 2: Number of Health Appointments*

Variable	N of Clients	Mean	SD	Range	
				Min	Max
Behavioral Health Visits	1205	4.87	6.97	1	61
SUD Counseling Visits	784	5.02	7.39	1	72
MAT Appointments	421	6.18	7.82	1	55
Primary Care Appointments	1040	8.61	9.72	1	81

## Sociodemographic Breakdown of Homeward Bound Clients

The sociodemographic details of all individuals that received Homeward Bound services are presented in Table 3. The mean age of the sample was 41.5 years old (SD=13.00). Across race/ethnicity, 41.1% of individuals identified as white non-Hispanic, 22.4% as Hispanic/Latinx, 10.8% as Black or African American, 4.8% identified as Asian, 2.7% as Alaskan Native or Native American, 0.7% identified as Native Hawaiian or other Pacific Islander, and 4.4% as having more than one race. In total, 61.6% of clients identified as Male. At the point of the assessment, 68.4% reported having a history of criminal justice involvement, and 23.1% identified as homeless.

*Table 3: Sociodemographic Details of all Clients Enrolled in the Homeward Bound Program*

Variable			
Sex (n, %)			
	Male	791	61.6
	Female	493	38.4
	Other	0	0
Age (M, SD)			
		41.53	13.00
Race/Ethnicity (n, %)			
	White	528	41.12
	Hispanic/Latinx (all races)	287	22.35
	Black/African American	139	10.83
	Asian	61	4.75
	Native American/Alaskan Native	34	2.65
	Native Hawaiian/Pacific Islander	9	0.70
	More than 1 Race	57	4.44
	Missing/Declined	169	13.6
Reported Criminal Justice History (n, %)			
	Yes	878	68.38
	No	406	31.62
Homeless (n, %)			
	Yes*	284	23.07
	No	931	75.63
	Unknown/missing	16	1.3

Key: ETOH = alcohol; n = number; M = mean; SD = standard deviation

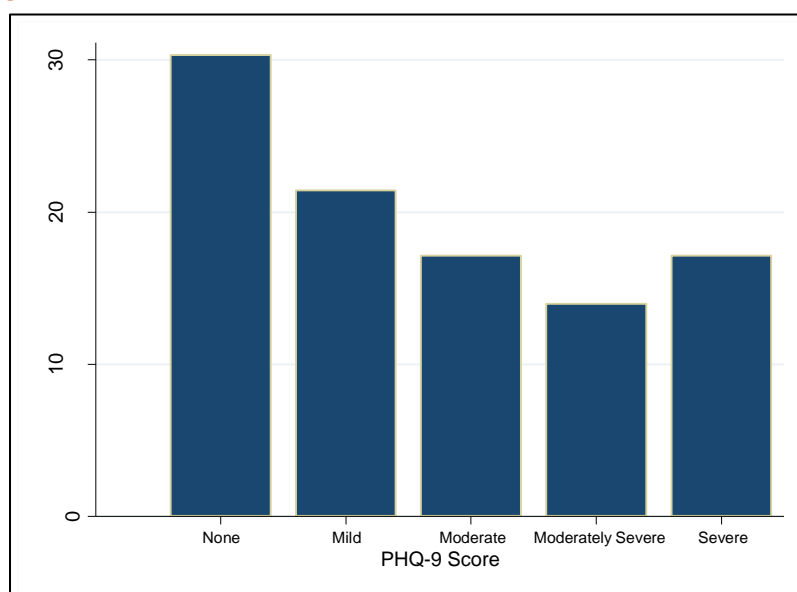
\* Includes individuals in shelters and in transitional housing

## Clinical Presentation of the Homeward Bound Initiative Sample

### *Depressive Symptoms*

In total, the PHQ-9 was administered 9,944 times to a total of 1,260 Homeward Bound clients, with clients completing the scale a mean of 8.6 times each (SD=9.00). At the baseline stage, clients reported a mean depression score of 10.32 (SD=7.98). The proportion of clients that report mild, moderate, or severe levels of depression is presented in Figure 9. In total, 48.2% of the sample reported at least moderate levels of depression at baseline, which is considered sufficient to meet DSM criteria for a depressive disorder. These findings highlight the high prevalence of depression in the population treated by the Homeward Bound Initiative, indicating its critical importance as a treatment target.

*Figure 9: Proportion of Clients with Mild, Moderate, or Severe Depression at the Baseline Assessment Stage*

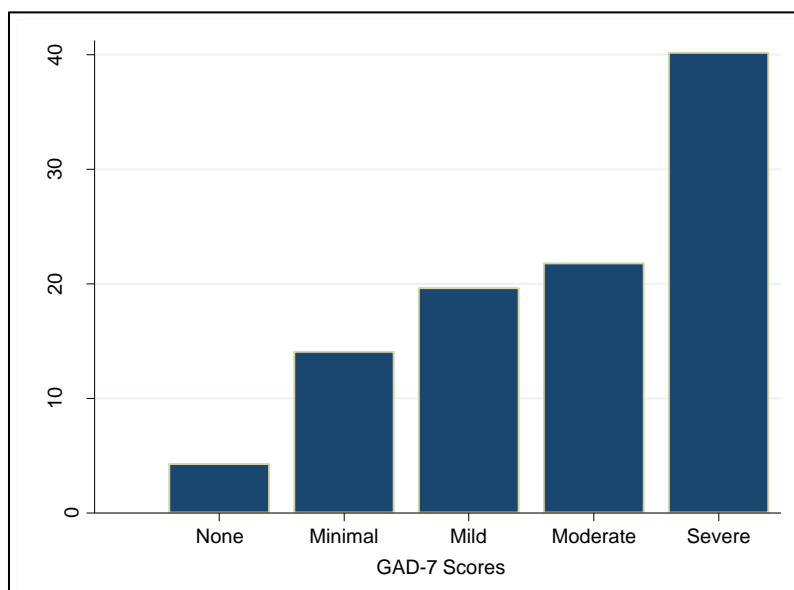


### *Anxiety Symptoms*

At the baseline assessment stage, when clients exhibited suspected symptoms of anxiety, they were asked to complete the GAD-7. The proportion of clients that report mild, moderate, or severe levels of anxiety is presented in Figure 10. This process led to a total of 234 Homeward Bound clients completing the GAD-7, representing 18.2% of the total sample. Of these, 61.96% (145 clients) reported experiencing at least moderate levels of anxiety, which is considered sufficient to meet DSM criteria for Generalized Anxiety Disorder. This represents 11.29% of the total Homeward Bound sample. Notably, of these, 40.17% of clients reported anxiety symptoms in the severe range. Overall, given the low prevalence of GAD-7 completions, it is difficult to

determine the prevalence of anxiety in the Homeward Bound sample. However, amongst those that were assessed, a substantial proportion was found to report prominent anxiety symptoms, and of these many reported such symptoms in the severe range.

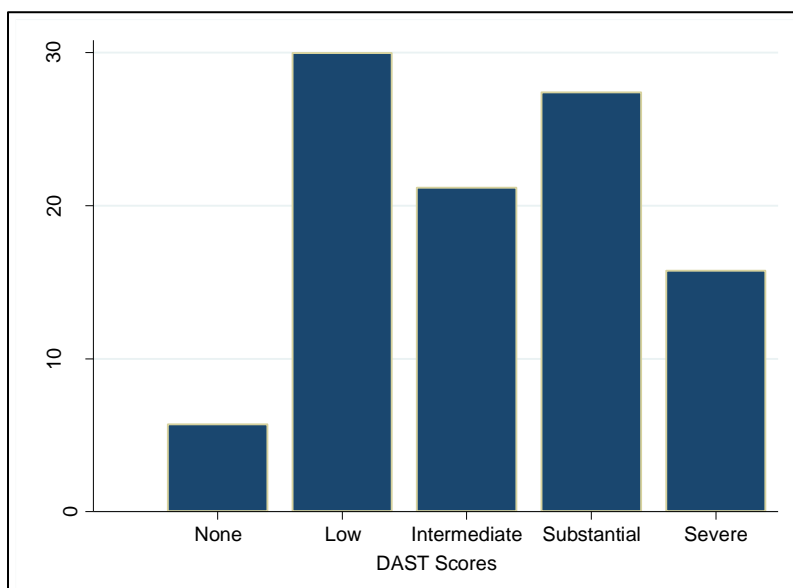
*Figure 10: Proportion of Clients with Minimal, Mild, Moderate, or Severe Anxiety at the Baseline Assessment Stage*



#### *Degree of Problems Related to Drug Use*

Complete DAST data was available for 737 clients, who include all individuals suspected of experiencing problems due to their substance use. At the baseline stage, clients reported a mean DAST-20 score of 8.72 (SD=5.83). The proportion of clients that report mild, moderate, or severe levels of depression is presented in Figure 11. In total, 64.3% of clients met scored at least 10 on the DAST-20, indicating at least moderate levels of interference in daily functioning caused by substance use. At this level, clients are considered likely to meet DSM criteria for a SUD and meet ASAM placement criteria of Level I or II. Additionally, 27.4% of clients reported substantial interference, likely meeting ASAM criteria II or III, and 15.7% reported severe interference, likely meeting ASAM criteria III or IV. Overall, these figures indicate that a large proportion of Homeward Bound clients experience significant interference in their daily living activities caused by substance use, in many cases rising to a level of substantial impairment.

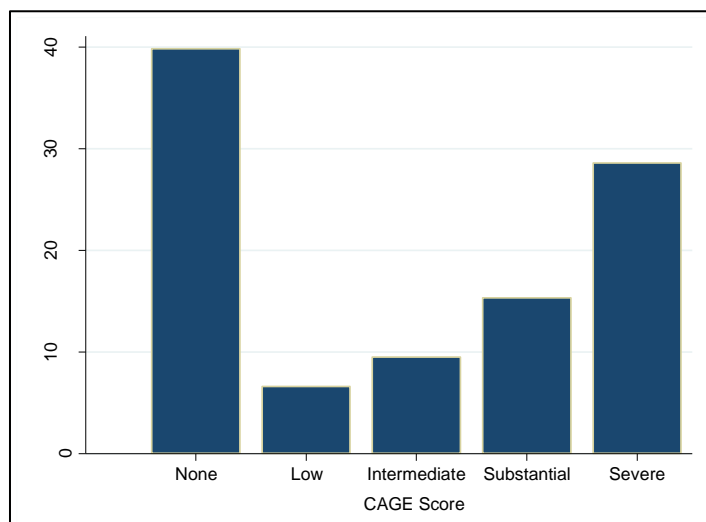
*Figure 11: Proportion of Clients Experiencing Low, Intermediate, Substantial, and Severe Interference in Daily Functioning Caused by Drug Use*



#### *Degree of Problems Related to Alcohol Use*

In total, 755 clients completed the CAGE at the baseline assessment stage (58.8% of the total sample). Of these, 53.5% reported a score of intermediate or higher, which is a level considered to be clinically significant. The proportion of clients experiencing low, intermediate, substantial, or severe problems due to alcohol use is presented in Figure 12. Notably, of those that did report problems reporting alcohol, a substantial proportion of clients reported the impact in the severe range (28.6%).

*Figure 12: Proportion of Clients Experiencing Low, Intermediate, Substantial, and Severe Problems due to Alcohol Use*



### *Summary of the Clinical Presentation of the Homeward Bound Sample*

The assessment battery that Homeward Bound clients completed at the baseline stage indicates that many clients are experiencing significant and impairing symptoms of depression and anxiety, as well as significant impairments in daily functioning due to either alcohol or drug use. Alongside the relatively high degree of homelessness indicated in Table 3, these findings highlight the importance of the comprehensive integrated approach to care that the Homeward Bound Initiative delivers, incorporating case management, housing services, mental healthcare, and SUD counseling.

Across the different assessment tools, it is notable that over 98% of clients completed at least one PHQ-9 screen, and clients on average each completed 8.6 screens over the duration of their care. Given the availability of the data, allied with the high proportion of clients experiencing symptoms at a level that would be considered to meet DSM criteria (48.2%), tracking depressive symptoms over time may represent the most effective way to evaluate the impact of Homeward Bound Initiative on outcomes.

## Improving Access and Engagement in Historically Underserved Populations

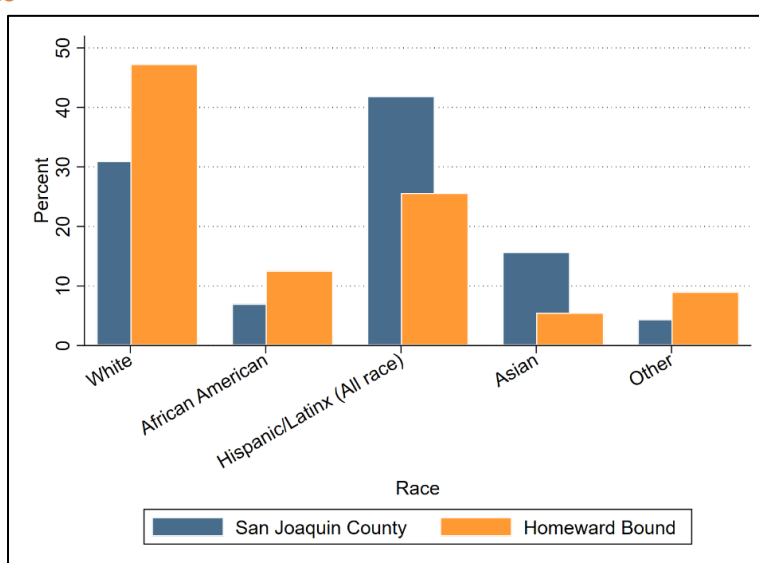
### *Access and Retention in Community Behavioral Health Treatment across Race and Ethnicity*

One aim of the Homeward Bound project is to increase access and engagement to community behavioral health services in San Joaquin County amongst historically underserved groups,

namely African American and Latinx communities. Figure 13 below compares the racial and ethnic makeup of San Joaquin County with that of Homeward Bound clients. It is important to note that conclusions based on analysis of race and ethnicity data are challenging, since race is a social construct, and given that assessments of race (including how people self-identify versus how race is assigned to people) are ambiguous and imprecise.

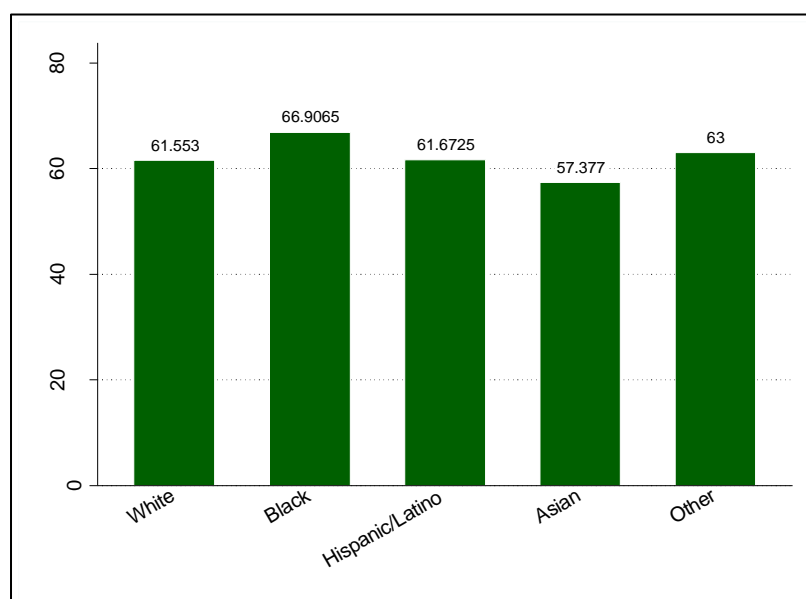
The population of San Joaquin County was 752,660 in 2018 according to the American Community Survey (U.S. Census Bureau, 2019), of which 41.9% identified as of Hispanic/Latinx ethnicity, 7% identified themselves as African American, 31% as White, 15.7% as Asian, while 4.4% identify as a member of another minority group. As compared to the racial and ethnic breakdown of the census data, Non-Hispanic Whites were overrepresented in the Homeward Bound treatment sample by 10.1%, and Black and African American individuals were overrepresented by 3.8%. Hispanic/Latinx individuals across all races were found to be underrepresented by 19.55%, and Asian underrepresented by 10.95%. Given the lack of data regarding treatment need by racial and ethnic groups within the San Joaquin County region, firm conclusions cannot be drawn from these findings. However, the figures overall suggest that the Initiative has been successful at engaging Black and African American individuals in community behavioral healthcare, but continues to experience challenges in engaging Hispanic/Latinx and Asian individuals.

*Figure 13: Race/Ethnicity of Clients who Received a Homeward Bound Assessment, as Compared to County Averages*



Across different racial and ethnic groups, over 95% of clients who engaged in Homeward Bound services attended at least one behavioral health appointment and 62.07% of clients attended one SUD counseling session. The proportion of clients that attended SUD counseling by race and ethnicity is presented in Figure 14. Overall, Black and African American clients reported the highest attendance rates (66.91%), while Asian clients reported the lowest (57.38%), however, these differences were not found to be significantly different ( $\chi^2 = 2.09$ ,  $p = .837$ ).

*Figure 14: Proportion of Clients who received Substance Use Disorder Counseling, by Race and Ethnicity*

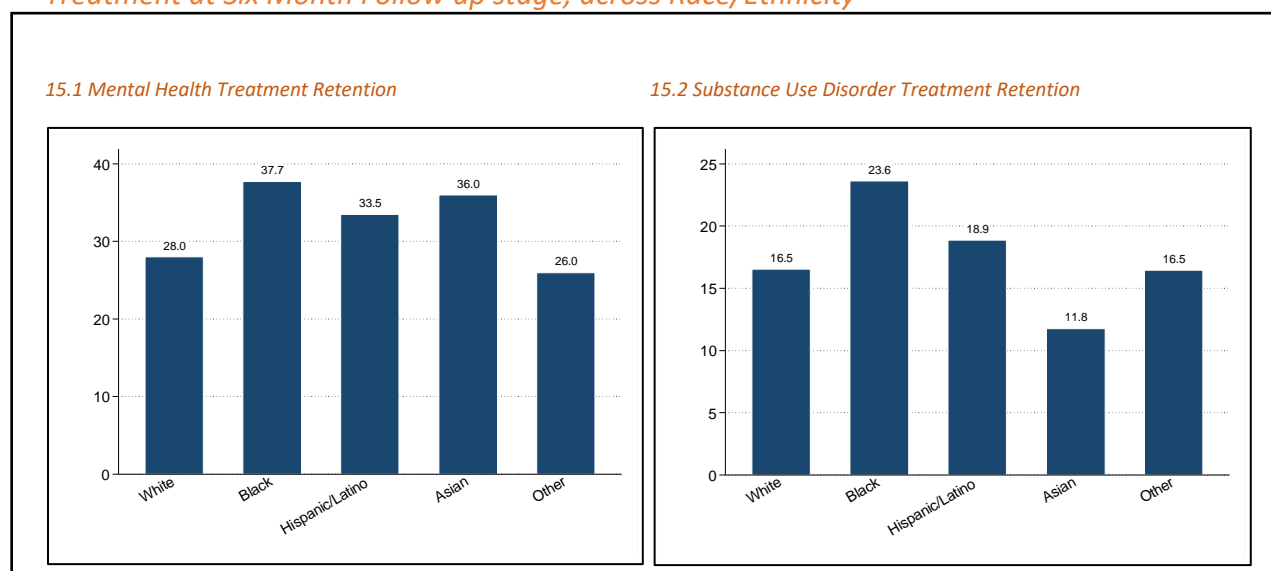


Between August 2018 and November 2020, of the 963 clients that clients attended at least one behavioral health treatment appointment, 30.6% were found to still be receiving services at least six months later. Of the 715 clients who attended at least one SUD counseling session, 24.34% were still receiving services at least six months later.

Figure 15 below depicts treatment retention in mental health and SUD counseling at the six-month follow-up stage across race and ethnicity amongst all clients until November 2020. Across both mental health treatment and SUD counseling, Black/African American clients were most likely to remain engaged in services for at least six months, relative to other racial and ethnic groups (37.7% and 23.6% treatment retention respectively). In mental health treatment, White, non-Hispanic individuals and people who identified as “other” reported the lowest retention in services at least six months later (28.0% and 26.0% in mental health and SUD treatment respectively). In SUD counseling Asian clients were least likely to remain in services at least six months later (11.8%). At present, the variation in treatment retention in both mental health treatment and SUD counseling was not found to be significant ( $\chi^2 = 6.48$ ,  $p = .262$ ).

and  $X^2 = 5.311$ ,  $p = .379$ ). This may be attributable to the relatively low numbers of Black and African American, and Asian clients in the sample, and so will be explored in future deliverables as more data is collected. Regardless, treatment engagement and retention in services amongst African American and Hispanic/Latinx clients appear to be at least equivalent to White non-Hispanic clients, meaning the project appears to be successfully delivering services to these historically underserved populations once connected with care.

*Figure 15: Proportion of Clients that remain in Mental Health and Substance Use Disorder Treatment at Six Month Follow up stage, across Race/Ethnicity*



### **Access and retention in Community Behavioral Health Treatment across Individuals that Identify as Homeless**

In addition to improving access and retention in community behavioral health services amongst Hispanic/Latinx and Black and African American individuals, a key group historically underserved include individuals who identify as homeless. As indicated in Table 3, 23.07% of the sample identified as homeless. Of the sample that went on to receive SUD treatment, 19.6% were reportedly homeless at baseline, which indicates that a similar proportion of homeless individuals are successfully engaging in SUD care. With regards to treatment retention, at the six months stage, 31.3% of homeless individuals and 35.7% of non-homeless individuals were still receiving care six months later, which was not found to be significantly different. However, in the comparison of SUD treatment retention, 31.3% of homeless were still receiving services six months later, compared to only 21.3% non-homeless individuals. The difference between these retention rates was significant ( $X^2 = 9.19$ ,  $p = .010$ ), indicating that

homeless individuals were more likely to remain in substance use disorder treatment at the six-month follow-up stage, relative to individuals that were not homeless.

### Improving Access and Retention Amongst Historically Underserved Groups Summary

These findings indicate that the Homeward Bound Initiative to date has been successful in engaging Black and African American individuals in community care, but there is still progress to be made in engaging individuals from the Hispanic/Latinx community. These findings are consistent with the findings from the previous year (see Deliverable #8). The lack of increased access to care amongst Hispanic and Latinx individuals could be considered somewhat expected, given the outreach activities and collaborations with other community agencies that would be necessary to address such barriers to access have been significantly hampered by COVID-19 and the subsequent shelter-in-place mandates. As the effects of the pandemic subside, efforts to address lower engagement rates amongst Hispanic and Latinx clients will be explored in future deliverables.

More positively, once clients enter into the Homeward Bound system of care Hispanic/Latinx and Black and African American clients are at least as likely to engage in mental health and SUD treatment, and remain in care six months later, relative to other racial and ethnic groups. These findings suggest that the Homeward Bound Initiative has been successful at addressing barriers to engagement and retention in care amongst Hispanic/Latinx and Black and African American individuals.

In the 2019 San Joaquin Point-in-Time Survey, 2,629 homeless individuals were identified as living in San Joaquin County, representing 0.3% of the county population. As this is a measure of point prevalence, as opposed to incidence, direct comparisons with the number of homeless individuals engaged in Homeward Bound care cannot be made. However, with 284 clients identifying as homeless (23.07% of total sample), this suggests the program has been very successful at engaging this chronically underserved, high-need group. Additionally, once in care, homeless individuals were found to be equally likely to remain in mental health treatment at six-months follow-up, and significantly more likely to remain in SUD counseling over the same period, despite the substantial additional barriers to care this population may face. The reasons for this higher rate of retention are unclear but may relate to the volume of additional services the Homeward Bound program can provide, including respite care, case management, and housing services. If so, these findings highlighted the importance of providing wrap-around care that programs such as the Homeward Bound Initiative can provide to individuals with significant unmet needs.

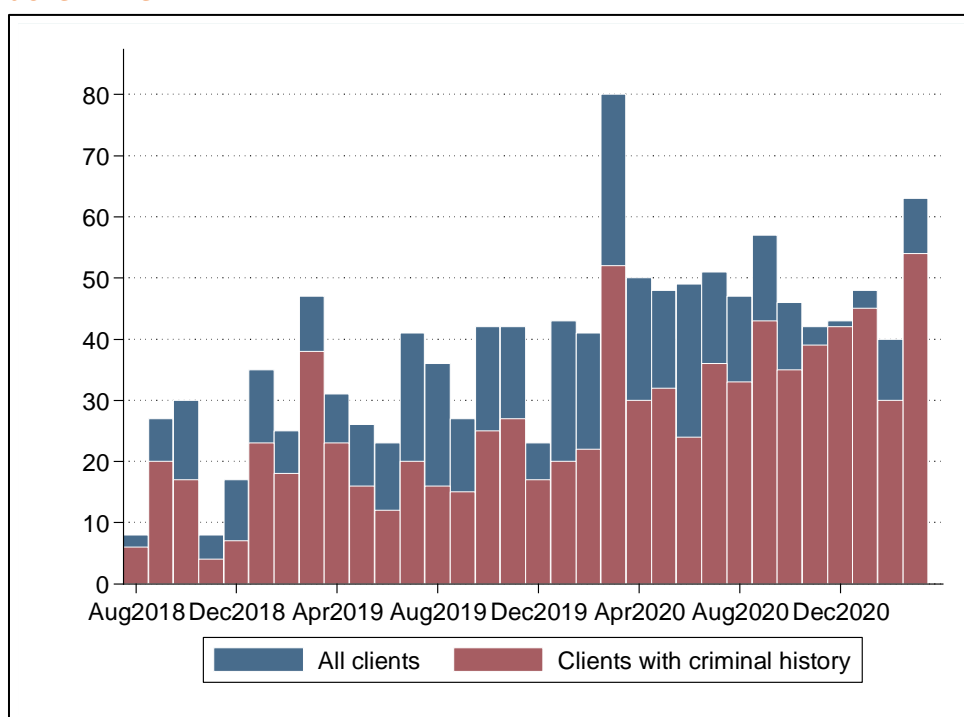
### Reducing Criminal Justice Convictions

One of the primary aims of the Homeward Bound Initiative is to reduce incarceration and recidivism amongst San Joaquin County residents who have a mild-to-moderate behavioral

health concern and SUD. As presented in Table 3, 878 (68.4%) of individuals who received Homeward Bound Services reported having a criminal justice history at the baseline assessment stage.

Figure 16 below presents the proportion of new Homeward Bound clients who reported having a criminal justice history during their intake interview. From March 2020 forward, there is a notable increase in the proportion of individuals with a criminal justice history. Prior to March 2020, 60.5% of individuals reported having a criminal justice history at the baseline stage, while after March 2020 this figure increase to 75.9%. This is notable, given the San Joaquin Superior County court was closed for all non-essential services between March 18th 2020 – May 28th 2020.

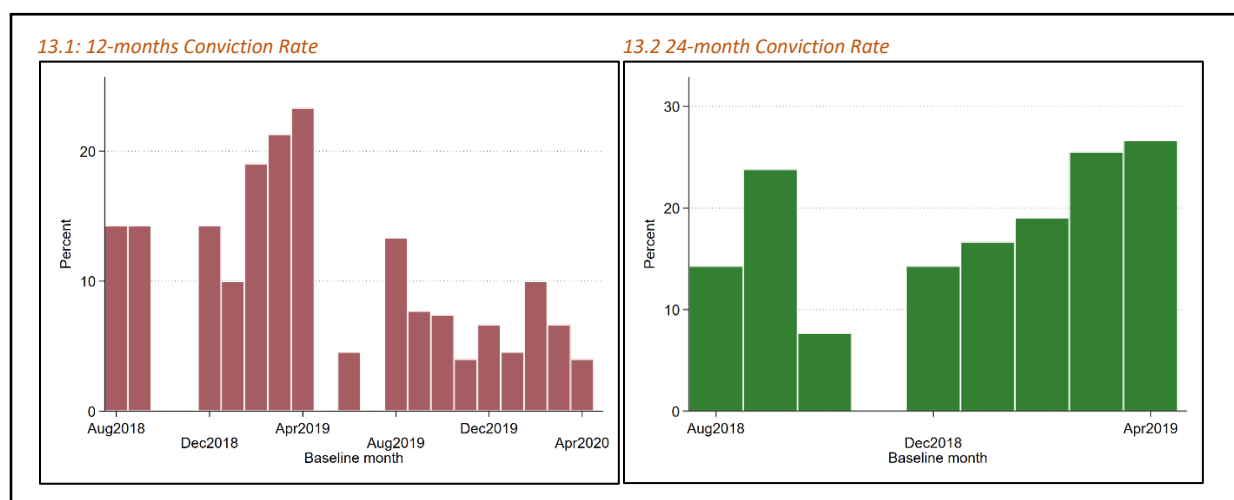
*Figure 16: Proportion of New Clients that Report a Criminal Justice History During the Intake Assessment over Time*



Conviction data subsequent to enrollment in the Homeward Bound Initiative was available for 779 clients (60.7% of the total number of clients served). Between August 2018 and April 2020 data was available for 473 clients, and of these, 45 clients were convicted of an offense occurring within 12 months of engaging with the Homeward Bound program, representing a 12-month conviction rate of 9.5%. Between August 2018 and April 2019, data were available for 164 clients, and of these, 30 clients were convicted of an offense occurring within 24 months of engaging with Homeward Bound services, representing a 24-month conviction rate of 18.3%.

The proportion of clients convicted of a crime within 12 and 24 months of initiation into the Homeward Bound program treatment over time is presented in Figure 17. In the examination of the 12-month conviction rate, there is a notable reduction from April 2019 onwards that continued until April 2020. The reasons for this are unclear. One factor may be the fact that the number of clients the Homeward Bound Initiative engaged with expanded substantially from the first quarter of 2019 onwards potentially leading to changes in the population served. Another factor may be that when the San Joaquin Superior Court closed from March 2020, the window in which clients could be convicted of a crime was reduced. If the court closures are a significant factor, then in future deliverables one might expect this conviction rate to increase.

Figure 17: Proportion of Clients convicted of a crime within 12 and 24 months of initiation of Homeward Bound treatment



Of the 886 clients who reported having a criminal justice history that engaged in Homeward Bound services, follow-up conviction data was available for 603 clients (68.06%). The 12-month follow-up rate from clients served between August 2018 and April 2020 was available for 350 clients, and the 24-month follow-up rate from clients served between August 2018 and April 2019 was available for 141 clients. Amongst these clients, the 12-month recidivism rate was 10.86% (38 clients total), and at the 24-month stage 21.99% (31 clients total).

To examine the impact of the Homeward Bound treatment, the number of behavioral health visits, SUD counseling visits, and MAT visits amongst those who engaged in that particular care was explored as a predictor of subsequent convictions. The findings are presented in Table 4. Amongst clients who attended at least one appointment of that type, clients attending a greater number of behavioral health, substance use, and MAT appointments was not found to impact the likelihood that they would be later convicted of an offense.

*Table 4. Services Utilized as a Predictor of Subsequent Conviction:*

	<b>B</b>	<b>Std Err</b>	<b>95% CI</b>	
<b>Number of Behavioral Health Visits</b>	0.012	0.017	-0.021	0.045
<b>Number of Substance Use Counselor Visits</b>	0.018	0.015	-0.012	0.0478
<b>Number of MAT appointments</b>	-0.057	0.036	-0.129	0.014

#### *Reducing Criminal Justice Convictions Summary*

In total, 68.4% of clients reported a criminal justice history. This figure suggests that the Homeward Bound Initiative has been successful at engaging individuals with a criminal justice history, which is important given a key aim of the project is to reduce recidivism amongst those with mild to moderate behavioral health concerns and/or substance use disorder. One possible reason for this success may be the extensive outreach efforts led by CMC with the local justice system, and their ongoing partnership with the San Joaquin County Law Enforcement Assisted Diversion (LEAD) program, which works to connect individuals who have committed low-level criminal offenses who have mental health and/or substance use disorders with ongoing treatment services. Notably, the proportion of clients with a criminal justice history appears to increase at the start of the COVID pandemic. The reasons for the increase are unclear but may be a consequence the change in demographics of individuals looking to receive services during the pandemic, and the increasing impact of the outreach efforts with local justice services over time.

The recidivism rate of clients who received Homeward Bound services were found to be 10.86% within 12 months of treatment initiation, and 21.99% within 24 months. In much of the

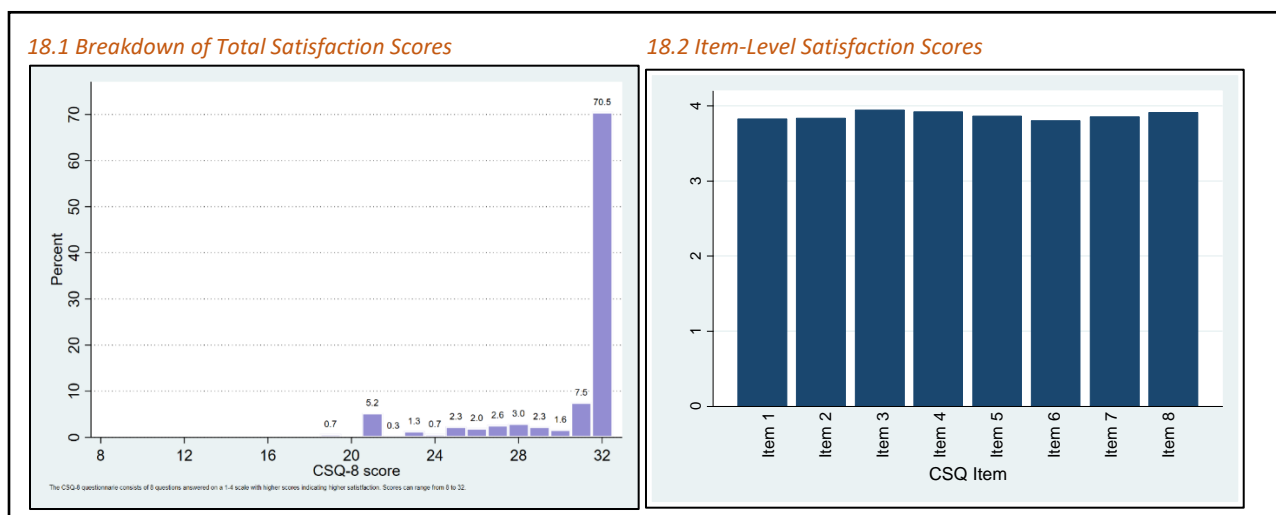
published literature, recidivism rates are calculated from the point of release from the prior conviction, as opposed to the initiation of a particular treatment. This means that direct comparisons cannot be drawn, particularly given the reconviction of a new crime is most likely to occur within the first year (Alper et al., 2018). However, in a study of 1,000 New Jersey inmates released in 2013 the re-arrest rate for individuals with SUDs was found to be 58.5% 36-month post-release, and the reincarceration rate of the whole sample (including individuals with a SUD, mental health disorders, both, or neither) at 38.2% (Zgoba et al., 2020). Relative to these figures, the recidivism rates of Homeward Bound clients appear low.

In the final part of the analysis, the degree of engagement in services as a predictor of subsequent convictions was explored. Overall, no significant associations were detected between the number of appointments attended and the likelihood of a conviction.

### Client Satisfaction with Homeward Bound Services

In total, 295 clients completed the CSQ-8 between October 2019 and May 2021. The distribution of the total scores is presented in Figure 18.1. Overall, almost all clients who received services reported being highly satisfied with the level of care they received. In total, 70.5% of clients reported the highest level of satisfaction possible (i.e., a score of four out of four on all eight items). Additionally, 92.5% of clients reported a mean score of three or higher, indicating at least moderately high levels of satisfaction with services. Notably, no clients reported a mean satisfaction score below two, which would indicate any degree of dissatisfaction with services. The item-level CSQ-8 scores are presented in Figure 18.2. Across the eight different items, clients reported a mean satisfaction range of 3.80 (SD=.46) for Item 6 ("Have the services you received helped you to deal more effectively with your problems?") to 3.94 (SD=0.42) for Item 3 ("To what extent has our program met your needs?"), indicating very high levels of satisfaction with care across all domains assessed.

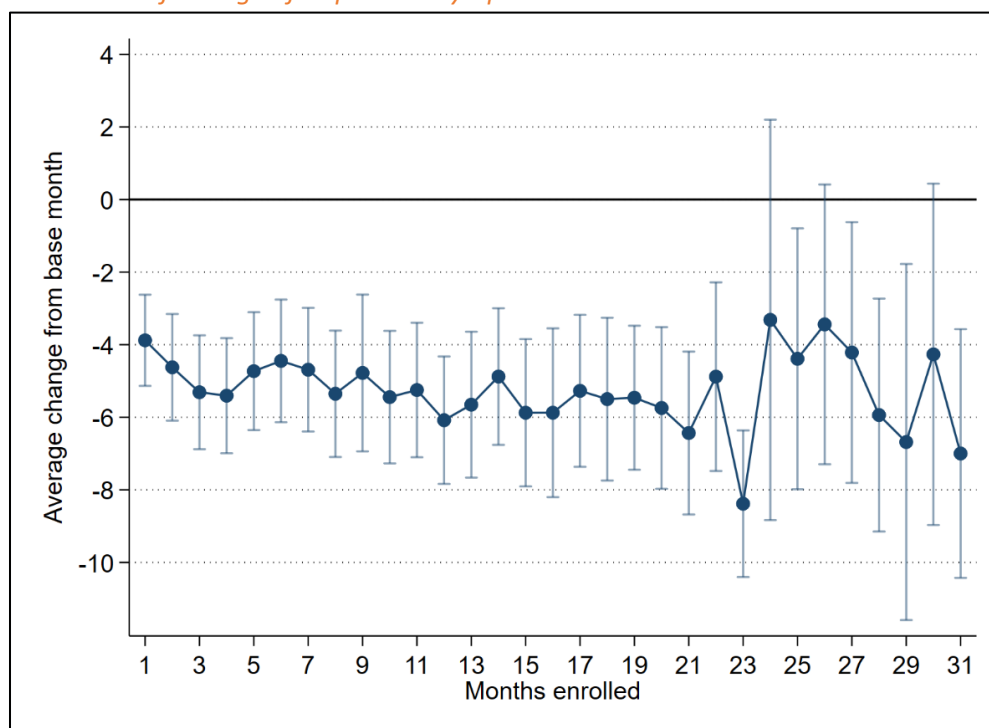
*Figure 18: Client Reported Satisfaction with Homeward Bound Services*



## Changes in Outcomes amongst Homeward Bound Clients over time

The longitudinal course of depressive symptoms amongst individuals that received Homeward Bound services is presented in Figure 19. After one month of receiving Homeward Bound services, clients reported PHQ-9 scores on average four points lower compared to their baseline score. This reduction in PHQ-9 scores over was found to continue the longer the client remained in Homeward Bound services up until the 21-month point, where clients reported PHQ-9 scores on average six points lower than their baseline values. Over this period, the reductions in PHQ-9 scores were all found to be statistically different. From the 24 months onwards, the lower number of PHQ-9 completions appeared to result in substantially more variability between timepoints with larger confidence intervals, resulting in the variability being more difficult to interpret.

Figure 19: Mean Rate of Change of Depressive Symptoms over Time



## Discussion

The Homeward Bound Initiative was designed to improve access and engagement in behavioral healthcare across San Joaquin County, reduce disparities in utilization amongst underserved groups, reduce convictions and recidivism, and improve outcomes, all while delivering services with a high degree of client satisfaction. Across these different aims, the project has made significant advances, despite the challenges to implementation that came with the pandemic and the subsequent shelter-in-place mandate, dramatically impacting care delivery and referral pathways into care.

With regards to increasing access and engagement in behavioral healthcare, 1,284 clients have received Homeward Bound services, including 1,205 receiving behavioral health services, 784 SUD counseling, and 421 receiving MAT. Notably, 1,040 Homeward Bound clients also received physical health primary care serves at an average of 8.61 appointments each, suggesting the Homeward Bound Initiative may be an important facilitator to increased physical health utilization, in addition to behavioral healthcare. Part of this expansion of services comes from the extensive outreach and engagement Homeward Bound leadership have conducted that is not detailed in this deliverable, alongside the successful implementation of the “hub and spoke” model, enabling a greater geographic spread across San Joaquin County. Going forwards, as COVID-19 hopefully subsides, one may expect the rates of clients served by the program to further increase during the final year of the project.

Consistent with the findings of the Year 3 report (see Deliverable 8), the Homeward Bound Initiative appears to be successful at engaging individuals who identify as homeless, and Black and African American in care. However, the under-representation of Asian and Hispanic/Latinx individuals engaging in care is still evident. The fact that the under-representation in care amongst these racial and ethnic groups has not significantly changed is perhaps unsurprising, given the methods most likely used to address these discrepancies (i.e., extensive community outreach and engagement) have been seriously curtailed by the pandemic. As shelter-in-place mandates reduce, and community engagement becomes more feasible, this may open significant opportunities to address underrepresentation. Once clients enter into the Homeward Bound system of care, Hispanic/Latinx and Black and African American clients are at least as likely to engage in mental health and SUD treatment and remain in care six months later relative to other racial and ethnic groups. Additionally, homeless individuals were found to be at least as likely to remain in behavioral healthcare and significantly more likely to remain in SUD treatment, relative to those reportedly not homeless. While there is progress to be made in some areas, overall, these findings are highly positive and point to the Homeward Bound Initiative being successful at engaging historically underserved groups.

A high proportion of the total sample served reported having a criminal history (68.4%), highlighting the success of the program at engaging this target population. Additionally, the conviction and recidivism rates amongst Homeward Bound clients appeared relatively low. However, this is likely to have been impacted at least in part by the closure of the San Joaquin County Superior Court due to the shelter-in-place mandate, and without control group data it is not possible to determine what the impact of Homeward Bound services on these metrics may be. Notably, individuals that were more engaged in care were not found to have significantly lower conviction rates, relative to those that disengaged early. Overall, the findings are relatively promising, and will be explored in future deliverables when more data is available. In particular, evaluating recidivism as defined by the California BSCC that uses the most recent date of release from prison/placement on supervision as the start point as opposed to initiation of treatment, will allow for more accurate comparisons to the existing literature

One notable finding is the remarkably high degree of client satisfaction that clients report regarding the care they have received from Homeward Bound services. Over two thirds of clients reported the highest level of satisfaction possible on the CSQ-8, and over 90% reported a mean score of 3 or higher, indicating at least moderately high levels of satisfaction with services. While these findings are encouraging, it is important to note that they come with one important caveat. During the study period when the CSQ-8 was available, only 32.7% of all clients completed the scale and as a result, it is unclear if these satisfaction values are representative of the whole sample. For example, it is unclear if a substantial proportion of the missing clients were missed due to random error, or if individuals who were less satisfied with care may have refused to complete the scale or dropped out leading to less opportunities to complete the questionnaire. However, it is also possible clients that are less satisfied with services be more likely to complete the questionnaire as a mechanism by which to be able to communicate their dissatisfaction with care. Regardless, the findings indicate that amongst those asked satisfaction with Homeward Bound services is incredibly high. Going forwards, this will be explored more as more data becomes available.

With regards to the final project aim – an exploration of the impact of Homeward Bound services on outcomes – the longitudinal course of depressive symptoms amongst those enrolled in care were explored. Due to the absence of a control group, the lack of data amongst those who do not continue to receive services, and the likelihood of regression to the mean, one should be highly cautious when interpreting the data. However, following engagement in care with the Homeward Bound Initiative, clients reported a mean drop in the PHQ-9 scores by approximately four points by the first month, and client scores continued to trend downward to a six-point drop at the 21-month post-baseline stage. Notably, a drop of five points on the PHQ-9 is considered clinically significant (Kroenke et al., 2012), indicating that at the sample level, the clients who received care experienced a clinically meaningful reduction in symptoms. Due to the lack of follow-up data regarding other outcome measures such as the GAD-7, DAST and

the CAGE, changes in these domains could not be explored. Depending upon the availability of the data, changes in these areas could potentially be explored in future deliverables.

## Conclusion

Over the course of the implementation of the Homeward Bound Initiative, there have been some notable successes despite operating against the backdrop of the pandemic. There has been a significant expansion of mental and SUD services for residents across San Joaquin County. While Asian and Hispanic/Latinx residents continue to be underserved, engagement in care amongst Black and African American and homelessness residents is high. Furthermore, once these historically underserved individuals engage in care, retention in services is relatively high. It is difficult to determine the impact of Homeward Bound services in conviction and recidivism outcomes, however these rates amongst clients appear low relative to figures typically published in the literature. Over time, clients report significant and clinically meaningful reductions in depressive symptoms. Finally, amongst those who responded, Homeward Bound clients report a very high level of satisfaction in the services that they have received. From an evaluation perspective, it is also notable that the volume and quality of the data available has substantially improved, relative to the data available for previous reports. Future evaluation reports will continue to assess outcomes as more data becomes available, and as the quality of the data continues to improve.

## References

- Alper, M., Durose, M.R., Markman, J. (2018). *2018 Update on Prisoner Recidivism, A 9-Year Follow-up Period (2005-2014)*. U.S. Department of Justice Bureau of Justice Statistics, available from: <https://bjs.ojp.gov/content/pub/pdf/18upr9yfup0514.pdf>
- Beacon Health Options, 2018. *Medical Necessity Criteria*. Accessed July 27, 2018 from: <https://www.beaconhealthoptions.com/providers/beacon/handbook/clinical-criteria/>
- Brooklyn, J.R., & Sigmon, S.C. (2017). Vermont hub-and-spoke model of care for opioid use disorder: Development, implementation, and impact. *Journal of Addiction Medicine*, 11(4), 286-292.
- De Wilde, E.F., & Hendriks, V.M. (2005). The client satisfaction questionnaire: Psychometric properties in a Dutch addict population. *European addiction research*, 11(4), 157-162.
- California Department of Managed Healthcare. *Timely Access to Care*. Accessed August 12, 2019 from: [https://www.dmh.ca.gov/Portals/0/Docs/DO/TAC\\_accessible.pdf](https://www.dmh.ca.gov/Portals/0/Docs/DO/TAC_accessible.pdf)
- Kroenke, K. (2012). Enhancing the clinical utility of depression screening. *CMAJ* 184(3), 281-282.
- Kroenke, K., Spitzer, R.L., & Williams, J.B. (2001). The PHQ-9: Validity of a brief depression severity measure. *Journal of general internal medicine*, 16(9), 606-613.
- Larsen, D.L., Attkisson, C.C., Hargreaves, W.A., & Nguyen, T.D. (1979). Assessment of client/patient satisfaction: Development of a general scale. *Evaluation and program planning*, 2(3), 197-207.
- Mattick, R. P., Breen, C., Kimber, J., & Davoli, M. (2014). Buprenorphine maintenance versus placebo or methadone maintenance for opioid dependence. *Cochrane database of systematic reviews*, (2).
- Palmer, R. S., Murphy, M. K., Piselli, A., & Ball, S. A. (2009). Substance user treatment dropout from client and clinician perspectives: A pilot study. *Substance Use & Misuse*, 44(7), 1021-1038.
- Prochaska, J. O., Redding, C. A., & Evers, K. E. (2015). The transtheoretical model and stages of change. *Health behavior: Theory, research, and practice*, 125-148.
- Skinner, H.A. (1982). The drug abuse screening test. *Addictive behaviors*, 7(4), 363-371.
- Spitzer, R.L., Kroenke, K., Williams, J.B., & Löwe, B. (2006). A brief measure for assessing generalized anxiety disorder: The GAD-7. *Archives of internal medicine*, 166(10), 1092-1097

- Timko, C., Schultz, N. R., Cucciare, M. A., Vittorio, L., & Garrison-Diehn, C. (2016). Retention in medication-assisted treatment for opiate dependence: A systematic review. *Journal of addictive diseases, 35*(1), 22-35.
- Zgoba, K. M., Reeves, R., Tamburello, A., & DeBilio, L. (2020). Criminal recidivism in inmates with mental illness and substance use disorders. *J Am Acad Psychiatry Law, 48*(2).

# **San Joaquin Behavioral Health Services Progressive Housing Initiative**

**Final Report  
December 2022**



## Executive Summary

### *Background*

The Progressive Housing Initiative is an innovative, shared-housing approach to addressing homelessness, drawing from Housing First principles. The program has been delivered through a collaboration between Stockton Self-Help Housing (SSHH) and San Joaquin County Behavioral Health Services (SJCBS). Progressive Housing adopts a low barrier-to-entry model; abstinence from substances is not a requirement to receive housing. By utilizing such an approach, the primary aim of the Progressive Housing Initiative is to provide stable housing to individuals at high-risk or experiencing homelessness who experience serious mental illness (SMI). Once housed, guests/residents are offered a range of recovery-oriented behavioral health services, tailored to their readiness to engage in such care. To support recovery, as guests/residents engage in services, they progress through the system and are moved into homes with other guests/residents at a similar stage in their own recovery, until the point of graduation where they are ready to transition into private housing. Overall, the initiative aims to provide services to highly vulnerable unserved or underserved individuals in the San Joaquin County area and help to address the urgent unmet needs of those experiencing homelessness in Stockton and the surrounding areas.

### *Major Findings*

The project has expanded to include 16 homes (with two more in preparation), which is at the top end of the original project target of 12-18 homes to be available by the end of the project. Recruitment has been well above original projections, which is likely to be attributable to the rapid expansion of the program, the successful referral pathway into the system, and the higher-than-expected guest/resident turnover. However, COVID-19 and the subsequent shelter-in-place mandate has had a significant impact on service delivery, leading to reduced housing capacity, greater restrictions around entry and exits from homes, and significant disruption to behavioral health treatment availability. This includes therapy groups, skills training classes, and home visits either being halted, substantially reduced, or shifted to remote delivery. These challenges are likely to have contributed to the high guest/resident dropout rate and impacted guest/resident recovery trajectories.

More positively, the demographic profile of the guests/residents served appears highly representative of the homeless population of San Joaquin County, indicating the program has been successful at engaging historically underserved groups. Additionally, many of the clients reported experiencing chronic homelessness over multiple episodes, complex mental health and substance use disorder needs, and high levels of functional impairment spanning multiple domains, indicating the project is successfully engaging individuals the program was originally

designed to serve. Client satisfaction with care explored both qualitatively and quantitatively was found to be high, despite the impact of COVID-19 on care delivery. Finally, while there is limited data available to draw strong conclusions, there is some evidence to suggest that engagement in the Progressive Housing initiative leads to less severe impairments related to the guests'/residents' living situation and housing instability, and potentially less severe impairment related to substance use.

Relative to other housing projects completed in San Joaquin County, Progressive Housing initiative homes were made available to guests/residents at a much faster rate and a lower initial cost, although ongoing costs may be higher. Therefore, some version of the Progressive Housing initiative may represent a model to help address some of the large unmet needs amongst homeless individuals with mental health concerns across San Joaquin County over a shorter time.

### *Conclusions*

The Progressive Housing project, delivered as part of a collaboration between SSHH and SJCBSH has been successful at implementing a housing program for individuals following Housing First principles. The project has successfully engaged individuals historically underserved in community behavioral health settings, consumers report feeling highly satisfied with the care they received, and there is tentative evidence to suggest the program may lead to improvements in key outcomes. Additionally, the Progressive Housing model is capable of delivering homes at a lower initial cost and over a quicker timeframe than other approaches previously adopted by San Joaquin County. Future work is necessary to conclusively determine how effective the model is at improving recovery outcomes amongst those served, and how to most effectively deliver appropriate behavioral health services to individuals with SMI in a shared home environment during a pandemic.

## Table of Contents

San Joaquin Behavioral Health Services Progressive Housing Initiative	1
Final Report	1
Executive Summary	2
Table of Contents	4
Project Description	6
Progressive Housing Organizational Structure	10
Logic Model	13
Methods	14
Target Population for Progressive Housing Services	14
Program Evaluation Design	14
Evaluating the implementation of Progressive Housing as it relates to Housing First principles	14
Exploring the Impact of COVID-19 on Progressive Housing Implementation Procedures	15
Qualitative Interview Data Collection Procedures	15
Comparison Between Progressive Housing and Alternative Approaches Procedures	18
House- and Guest/Resident-Level Survey Data Collection Procedures	18
Results	22
Structure of Progressive Housing as it relates to Housing First Principles	22
Impact of COVID-19 on the Implementation of the Progressive Housing Initiative	23
Capacity Building: Expansion of the Progressive Housing Initiative	27
Progressive Housing Stage Program Retention and Transitions	31
Progressive Housing Guest/Resident Characteristics	36
Guest/Resident Health Needs and Services Utilization	41
Improving Guest/Resident Outcomes	45
The Progressive Housing Approach Relative to Alternatives Delivered in San Joaquin County	49
Satisfaction with Progressive Housing Service	57
House Rules	64

	5
Relationships amongst Guest/Residents	65
Staff	68
Guidelines for Progressive Housing Implementation	73
Discussion	78
Conclusion	80
References	82
Appendix I: Housing First Fidelity Assessment	85
Appendix II: Qualitative Interview Guides	91
Interview Guides for Guests/Residents	91
Interview Guide for House Leaders	93
Appendix III: SJC BHS Baseline Data Collection Tool	95
Appendix IV: The Client Satisfaction Questionnaire (CSQ-8)	104

## Project Description

San Joaquin County is experiencing an extreme housing shortage, contributing to high rates of homelessness. The 2022 Point-in-Time survey found 2,319 homeless individuals residing in San Joaquin County, and of those, 1,355 of those individuals were unsheltered (San Joaquin Continuum of Care, 2022). Additionally, 33% of the unsheltered population in San Joaquin County self-reported having a mental health issue and 33% reported substance use. This is problematic, given that many existing programs available in San Joaquin County adopt a high barrier-to-entry model, meaning individuals are required to be sober before obtaining housing, and can face eviction for relapsing. These zero-tolerance policies for drug and alcohol use can make finding and maintaining housing a difficult task for individuals with co-occurring mental health and substance use disorders (SUD). In recognition of this, in the 2022 Point in Time survey it was noted that “profound physical and mental health challenges, and struggles with substance use” were identified as significant individual barriers to obtaining stable housing (San Joaquin Continuum of Care, 2022. p.4)

In response to the growing need for affordable, low-barrier housing for individuals with serious mental illness (SMI) who may also have SUD, San Joaquin County Behavioral Health Services (SJCBS) developed the Progressive Housing Innovation project. This new housing service is being delivered in a partnership between SJCBS and Stockton Self-Help Housing (SSH). SSH is a subsidiary of Sacramento Self-Help Housing that assists persons who are homeless or at risk of becoming homeless to find and retain stable and affordable housing, and operates in the Stockton, San Joaquin County area.

The Progressive Housing Initiative is an adaptation of the Housing First model. Housing First is a validated clinical and housing intervention that focuses on non-contingent permanent housing, autonomy, and community-based support (Tsemberis, 2012; Stefancic & Tsemberis, 2007). This model does not require abstinence upon entry, considering that drug rehabilitation should be a part of an individual’s treatment rather than a precursor to other interventions (Pearson, et al., 2009; Stefancic & Tsemberis, 2007; Tsemberis, Gulcur, Nakae, 2004).

Literature on how to implement Housing First programs is scarce. Nelson and colleagues (2014) noted that having partnerships with government agencies, landlord associations, and different services was pivotal to implementing a Housing First program in Canada. However, they still faced barriers with a lack of available, affordable housing. This is an issue particularly acute in California with some of the highest housing prices in the US, and with rental vacancy rates well below the US average (United States Census Bureau, 2022). The Progressive Housing Initiative intends to address this significant issue by adapting the traditional single-occupancy Housing First model and implementing it in single-family homes where multiple individuals can be housed together.

Housing First approaches have robust evidence supporting their effectiveness at securing long-term housing (Brown, et al., 2017; Aubry, et al., 2016; Stefancic & Tsemberis, 2007), however, there are mixed results on their effectiveness in recovery from SUD (Groton, 2013; Padgett et al., 2011; Gulcur, et al., 2003). The Progressive Housing Initiative intends to remedy the mixed results in recovery by implementing a hierarchical structure of housing levels based on guests'/residents' recovery status. Guests/Residents enrolled in program services will be placed in a group house that corresponds with their recovery level. Each house is staffed by a resident house manager, called the "House Leader," who has lived experience of recovery. The program is designed to stabilize a person's living situation, while also providing supportive services on-site within a shared housing environment.

In the original model, clients initially completed a housing assessment with SJCBS and if they were deemed eligible, they were invited to participate as a guest in a Level 1 Progressive Housing home. While at this stage they complete the assessment process, determine eligibility, and decide if they are ready to participate in treatment. At this stage, guests undergo a clinical psychosocial assessment to determine diagnosis, develop care plans, and initiate referrals to appropriate treatment for approximately 90 days. Additionally, they receive frequent site visits by an outreach worker to encourage participation in the program. At the end of this 90-day period, if the guest is found not to meet criteria for a moderate to severe mental illness, they are connected to a SSHH case manager and linked to alternative services. If the guest meets criteria and is willing to engage in the program, they are transferred to a Level 2 home, with a higher level of independence and expectations. In the Level 2 homes, guests are expected to take their own medications, perform household chores, attend house meetings, and create/abide by house rules. A SJCBS clinician attends house meetings once a month to listen to any emerging issues and help the house leader brainstorm response strategies. At this level, guests are assigned a housing case manager to help them create a pathway to permanent housing. SJCBS also provides weekly home visits by a clinician to conduct medication support services, run treatment groups, conduct outreach, and provide transportation to various other support centers. At Level 3, clients enter a lease, and are re-categorized as residents. Residents contribute a portion of their income to monthly household expenses and are expected to develop a plan to obtain permanent housing. At this stage, SJCBS provides weekly home visits from recovery coaches, facilitates independent living skills classes, and provides transportation to other centers. Finally, at Level 4, the residents live in independent housing without a house leader. The residents' goals at this stage are to maintain housing for over a year, attend 90% of routine scheduled appointments, be medication adherent, and have 0-1 crisis visits per year. The guest/resident characteristics, housing services offered, and the range of treatments available at each level of the Progressive Housing Initiative are presented in Table 1.

*Table 1: Chart of Progressive Housing Program Services*

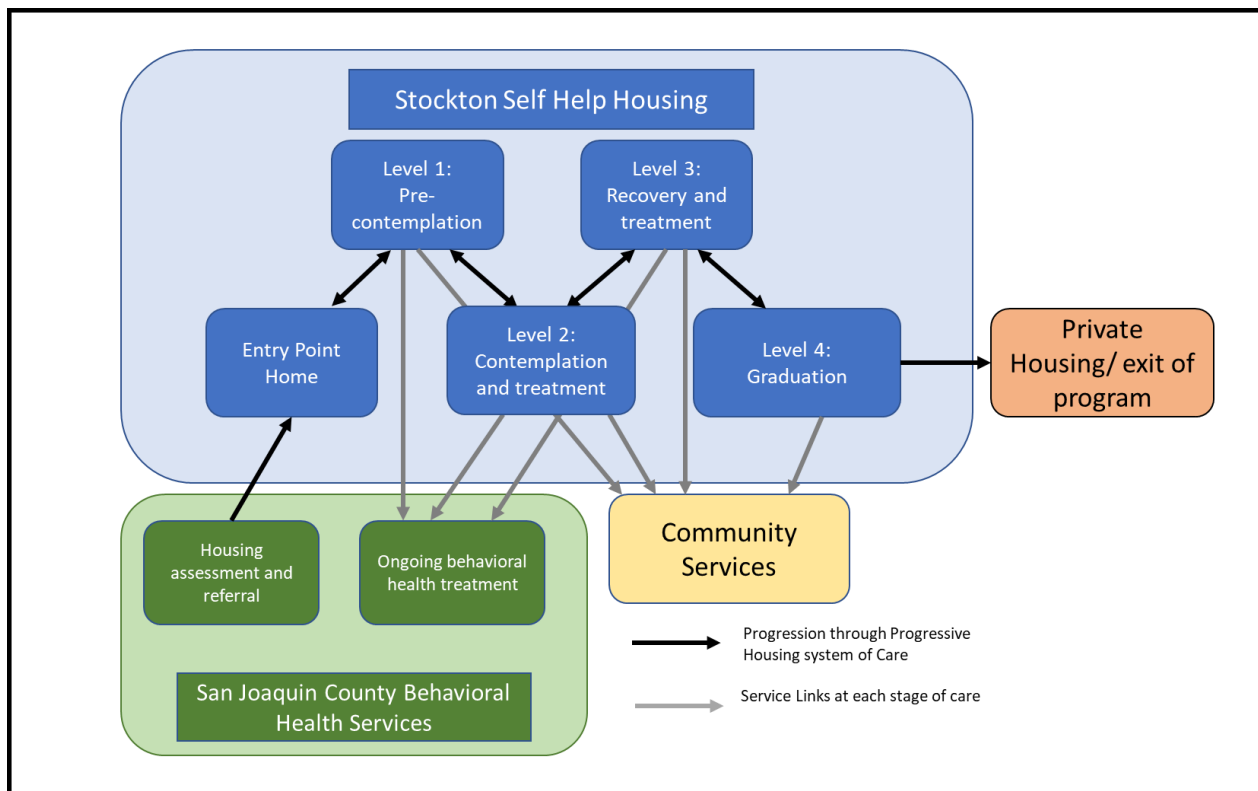
	<b>Guest/Resident Characteristics</b>	<b>Housing Services</b>	<b>Treatment Services</b>
<b><u>Level 1:</u></b> <b><i>Precontemplation</i></b>  Pre/Post Assessment Process	The guest is suspected of having a mental health concern, and has been referred by a health navigator, outreach worker, or service provider for assessment	Guests are provided with a place to stay as a guest while they complete the assessment process and determine if they are ready to participate in treatment interventions  Residents are assigned a housing case manager to help them create a pathway to permanent housing plan	Regular engagement by outreach workers to encourage program participation. A clinical psychosocial assessment is made to determine diagnosis, initial case plan, and referrals to treatment
<b><u>Level 2:</u></b> <b><i>Contemplation and Treatment</i></b>  Engagement and Linkage to Routine Mental Health Services	guests have been assessed as having SMI and have been referred for treatment interventions  guests may be moved from one type of house to another depending on progress, and resident needs  guests enroll in Medi-Cal and begin the application process for Supplemental Security Income (SSI)  guests will have a goal of exiting level 2 within 12-18 months	guests are placed in a shared housing environment, staffed by a house leader  guests are expected to take their own medications, perform household chores, attend house meetings, and create/abide by house rules  SJCBS Clinician will attend a house meeting monthly to listen to any emerging issues and help house leader brainstorm responses strategies, as needed	SJCBS will provide weekly home visits to conduct clinical assessments and provide linkage to community, substance abuse or mental health services. Assist clients with problem solving with house leaders and other residents. Problem solve issues in collaboration with SSHH  SJCBS will provide home visits 2-3 times/week by Mental Health Specialists and outreach workers to meet individually with Residents  SJCBS will provide transportation services for household members to behavioral health services on

			regular days and times at least 2 times/week  SJCBS staff will conduct regular home visits to meet individually with Residents and/or conduct treatment groups
<b><u>Level 3:</u></b> <b><i>Recovery and Treatment</i></b>  Stabilization and Recovery Support Services	The client enters a lease and is redefined as a resident  resident is stabilized and participating successfully in routine mental health treatment services  resident is utilizing extant community resources and has more independent living skills	residents elect to participate in a shared housing environment, with a portion of income contributing to monthly household expenses  residents have a plan to obtain permanent housing and are working to establish the appropriate documentation for housing vouchers and rental applications	SJCBS will provide transportation services for household members to Wellness Center, BHS, and the Gibson Center*  transportation is provided as needed, but at Level 3, clients are encouraged to provide their own transportation  SJCBS will refer Residents to Independent Living Skills classes in preparation for graduation to independent living
<b><u>Level 4:</u></b> <b><i>Graduation</i></b>  Independent, permanent housing	resident is stable in routine treatment services  resident assumes responsibility for paying a portion of the rent through SSI  resident obtains resident rights and responsibilities	resident obtains independent housing  Goals: House is no longer supported by a house leader  resident pays rent from SSI or other income.  resident maintains residence for at least 1 year	resident is stable in treatment  Goals: resident attends 90% of routine scheduled appointments, is adherent to medication and treatment  resident has no more than one crisis visit in a year

\*drop-in socialization center providing health and wellness classes, online zoom classes, consumer empowerment groups, job readiness and vocational services, and local transportation services to SJCBS

Since the implementation of the original model, a series of modifications have taken place to better meeting the needs of the clients, and to ensure the program could be implemented safely during the pandemic. The current Progressive Housing model is presented in Figure 1.

*Figure 1. Current Conceptual Model of Current Progressive Housing Services*



One of the most significant modifications to the model included the addition of entry point homes, which serve as a brief assessment home prior to clients entering the program at Level 1. This component of the model was added in January 2021 during the shelter-in-place mandate, where there were concerns that new people coming into the homes could potentially lead to the spread of COVID-19. Additionally, this component served to address the concerns of some clients that were identified in the qualitative study. During the interviews, multiple guests detailed the challenge of new people who needed a higher level of care coming into the homes and causing a notable level of disruption to the other guests. During a resident's stay in the entry home all individuals received an orientation to the PH model, review expectations and protocols, receive new clothes and hygiene resources, and are screened for COVID-19. After this 10-day period, residents were then transferred to a Level 1 home as previously executed.

Towards the end of the project, the challenge of recruiting, training, and retaining House Leaders was becoming increasingly apparent. In recognition of this, the Progressive Housing initiative expanded the support services available to House Leaders, and initiated Leadership Group Training for guests/residents from Level 2 onwards who were considering the possibility of transitioning to a House Leader role. This was considered important to increase employment opportunities to guests/tenants and help improve a potential pathway from guest/resident to House Leader as described in the initial proposal.

The third notable modification of the Progressive Housing model included the expansion of behavioral health services available to Level 1 and 2 guests. During the pandemic, services were substantially reduced, and this was considered to have a detrimental impact on retention and recovery outcomes. To address this, additional treatment services were made available at Level 1, and at Level 2 clients were now required to engage in some form of behavioral intervention as a condition of housing services. Options included attending vocational programs, independent living skills courses, substance use disorder treatment, and/or other behavioral health treatments. What program the client enrolls in is at their discretion, with the focus on trying to meet their own recovery-oriented goal. Notably, while substance use treatment was an option, in keeping with the Housing First model this was not a mandated requirement for those with a substance use disorder issue.

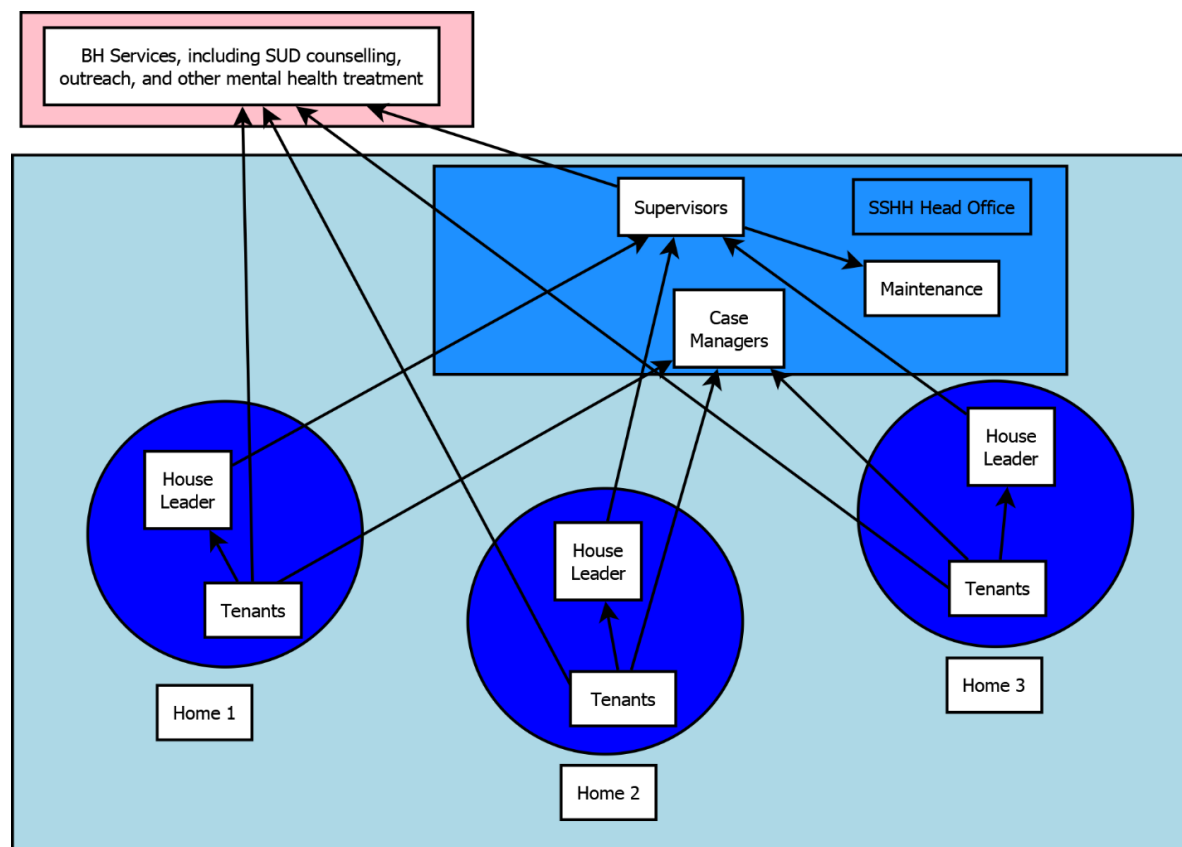
### *Summary of the Progressive Housing Model of Care*

The Progressive Housing modifications to the Housing First model aimed to improve recovery outcomes by focusing one's status in the program on their recovery goals and providing more manageable sub-goals to reach over time. Additionally, the proposed modifications address some of the inherent challenges in implementing Housing First programs. For example, one major challenge of implementing the Housing First model is the limited access to privately owned apartment complexes to integrate homeless individuals into, and the willingness of other community members to share the complex with these programs (Stefancic & Tsemberis, 2007). The Progressive Housing Initiative provides single-family homes for guests/residents to live in that accomplish Housing First's goal of integrating guests/residents into the community. This therefore may represent a viable alternative model in more suburban areas where appropriate housing complexes may be scarcer. However, the Progressive Housing model also presents additional implementation challenges that currently remained unanswered. For example, the acceptability, opportunities, and challenges of delivering a Housing First model in a shared home with house leaders and other guests/residents all experiencing complex needs are unknown, as are the experiences of guests/residents as they navigate different levels within the system. These challenges and opportunities were explored throughout this evaluation and are detailed in this report.

## Progressive Housing Organizational Structure

The Progressive Housing program has been delivered through a collaboration between SSHH and SJCBS. The organizational structure of the initiative is presented in Figure 2. Under this model, all housing is provided within single-family homes. Pre-pandemic, each home was designed to house approximately 6 guests/residents and one House Leader. However, during the COVID-19 pandemic, in some cases this was reduced by one space to accommodate isolation rooms in case of any of the guests/residents contracted COVID. Within each of the homes, the House Leaders are responsible for enforcing house rules and submitting daily reports of any events in the homes to their supervisors, who are based at SSHH head office. Outside of the implementation of basic house rules, each client has access to a SSHH case manager to provide additional support. Finally, depending upon what stage in their recovery the guest/resident is at, they are eligible to access various behavioral health services either delivered or arranged by SJCBS, including SUD counseling, skills training, and other behavioral health treatments, as detailed in Table 1.

*Figure 2: Organizational Structure of the Progressive Housing Initiative*



Blue areas: Components implemented by Stockton Self Help Housing (SSHH).

Pink areas: Components implemented by San Joaquin County Behavioral Health Services (SJCBS).

## Project Aims and Objectives

The Progressive Housing Innovation Project is anticipated to have two major outcomes: 1) increased access to mental health services amongst unserved and underserved populations, and 2) improved recovery outcomes for program residents.

The aims and objectives for the project are based on the original Mental Health Services Oversight and Accountability Commission (MHSOAC) innovation proposal. These include:

### *Project Aim 1. Improve outcomes related to housing retention, engagement in treatment, and functional outcomes.*

- Increase access to housing and housing retention for homeless and housing-insecure individuals that experience co-occurring mental illnesses and SUD.
- Increase engagement in behavioral health services for individuals who experience co-occurring housing insecurity and/or homelessness and ongoing behavioral health concerns.
- Increase functional and recovery outcomes for individuals who experience co-occurring housing insecurity and/or homelessness and ongoing behavioral health concerns.

### *Project Aim 2. Determine costs associated with implementing housing for individuals with severe mental illnesses and substance use disorders.*

- Determine the costs associated with opening Progressive Housing homes
- Deliver Progressive Housing homes at a lower cost to alternative housing solutions for equivalent populations.

### *Project Aim 3. Deliver housing over a shorter timescale than other housing solutions for individuals with equivalent needs.*

- Determine the mean startup time of Progressive Housing homes from site identification to opening.
- Deliver Progressive Housing homes over a shorter timescale than alternative housing solutions for equivalent populations.

### *Project Aim 4. Identify factors associated with improved retention, service utilization, and outcomes.*

- Identify barriers and facilitators to successful project implementation
- Explore guest/resident, house leader, and provider experiences of delivering and receiving care as part of the Progressive Housing Initiative
- Explore consumer-level factors associated with improved outcomes.

## Logic Model

Prior to the initiation the evaluation, a logic model was developed, as presented in Figure 3. The logic model details the main project aims as specified in the original MHSOAC application, the activities that will be conducted to address those aims, a series of outputs that quantify the delivery of the proposed activities, and the measured outcomes of conducting these activities. Beneficial impacts detail some of the broader system-level changes that the project – if successful – could result in over time. This report provides an in-depth description of the activities, outputs, and outcomes of the project.

Figure 3: Logic Model of the Progressive Housing Initiative

1. PROJECT AIMS	2. ACTIVITIES	3. OUTPUTS	4. OUTCOMES	5. BENEFICIAL IMPACTS
1.1. Improve outcomes related to housing retention, engagement in treatment, and functional outcomes.	2.1 Create staged rehabilitative housing for individuals with behavioral health disorders either homeless or at risk of homelessness.	3.1. Number of Progressive Housing units, and total spaces available	4.1. Improve consumer outcomes over time.	5.1. Increase availability of housing for individuals with serious mental illness and co-occurring disorders.
1.2. Determine costs associated with implementing the Progressive Housing Model	2.2. Recruit House managers to support ongoing consumer needs.	3.2. Rate of transition across Progressive Housing Levels	4.2. Increase engagement with consumers who had not previously received services over time.	5.2. Increase housing stability for San Joaquin residents either homeless or at risk of homelessness.
1.3. Deliver housing solutions over a shorter timescale than other models for similar clients.	2.3. Facilitate consumer linkage to local behavioral health services (Outreach, treatment, vocational support, and crisis support teams).	3.3. Number/proportion of clients that engage with local behavioral health services	4.3. Provide Housing for at least equivalent costs to alternatives delivered in San Joaquin County for consumers with comparable needs.	5.3. Increase behavioral health service provision for those homeless or at risk of homelessness.
1.4. Identify factors associated with improved retention, service utilization, and outcomes.	2.4. Support consumers transition to permanent housing.	3.4. Number/proportion that graduate from the program.	4.4. Deploy Progressive Housing units quicker than other housing solutions for similar clients.	5.4. Reduce homelessness in San Joaquin County.
		3.5. Total costs associated with developing and maintaining each Progressive Housing Unit.	4.5. Clients, house managers and clinicians report high level of satisfaction with the service.	
			4.6. Develop guidelines for Progressive Housing Implementation.	

## Methods

### *Target Population for Progressive Housing Services*

The target population for the Progressive Housing Initiative includes adults (18 years and older) who have SMI and who are experiencing housing insecurity in San Joaquin County. Notably, actively using substances was not considered an exclusion criterion for program eligibility, contrary to many housing programs in the area. SJCBS has identified the target population for services as the following:

- **Underserved Individuals:** Identified consumers with moderate-to-severe mental health concerns who do not have a stable place to live or cannot maintain successfully in available housing options due to recovery challenges (e.g., emotional dysregulation, substance use disorders). As a result, these individuals are typically poorly served and at grave risk of becoming chronically homeless.
- **Unserved Individuals:** Homeless individuals with moderate-to-severe mental health concerns who remain undiagnosed or are not successfully engaged by SJCBS. Accurate statistics on the proportion of homeless individuals with SMI in San Joaquin County are unavailable. However, an estimated 33% of the homeless individuals in San Joaquin County report experiencing some form of mental health concern in the most recent Point-in-Time Count (San Joaquin Continuum of Care, 2022).

For this study, SMI typically included at least one of the following diagnoses:

- i. Psychotic disorder
- ii. Major depressive disorder
- iii. Bipolar disorder
- iv. Paranoid personality disorder
- v. Borderline personality disorder
- vi. Co-occurring disorders (mental illness and substance abuse or mental illness and a developmental disability)
- vii. Other diagnoses or criteria established in the future by SJCBS as allowed by the MHSA and following the priorities identified in the SJCBS annual update

In addition, homelessness and housing insecurity was typically defined as the following:

1. Homelessness – an individual or eligible household that:
  - i. Lacks fixed, regular, and adequate nighttime residence,

- ii. Has a nighttime residence that is a publicly or privately operated shelter designed to provide temporary living accommodations (including welfare hotels, congregate shelters, and transitional housing for people with mental illnesses),
- iii. Has a nighttime residence that is an institution that provides a temporary residence for individuals intended to be hospitalized,
- iv. Has a nighttime residence that is a public or private place not designed for, or ordinarily used as, a regular sleeping accommodation for human beings.

2. People identified as at high-risk for homelessness typically met one of the following criteria:

- i. Is a transition-age youth exiting the child welfare or juvenile justice systems,
- ii. Is an individual discharged from an institutional setting, which includes hospitals and acute psychiatric hospitals/health facilities,
- iii. Is an individual being discharged from a skilled nursing facility with a certified special treatment program (STP) for people with mental illnesses,
- iv. Is an individual currently residing in a crisis and transitional residential setting,
- v. Is an individual being released from County jail,
- vi. Is an individual temporarily living in a Board and Care facility following discharge from one of the institutional settings cited above, or
- vii. Meets the local standard designated by the San Joaquin County Mental Health Director, which has been established as being an individual or eligible household who is enrolled in a San Joaquin County MHSA full-service program (FSP) and is at imminent risk for homelessness. Imminent risk is defined as individuals or families becoming homeless within 14 days and verified by the San Joaquin County MHSA Housing Program.

In the evaluation of the Progressive Housing Initiative, all guests/residents who have received services under this program from July 2018 to October 2022 were included in the analysis, unless otherwise stated.

## Program Evaluation Design

To conduct the full evaluation of the Progressive Housing initiative multiple research methods were utilized. A summary of each is presented below.

## *Evaluating the implementation of Progressive Housing as it relates to Housing First principles*

### *The Housing First Fidelity Assessment Scale*

To assess the structure of the Progressive Housing system of care as it relates to Housing First principles (Stefancic & Tsemberis, 2007), midway through the project the SSHH program director responsible for the implementation of the project completed a Housing First fidelity self-assessment survey. The tool used was an adapted version of the Housing First Fidelity Scale (Gilmer et al., 2013). In this adapted version, 16 items are presented in a two-factor model: one covering the program's approach to housing, separation of housing and services, and service philosophy, and the other related to service array and team structure. Items include questions such as “What is the program’s approach to substance use among clients?” and “How often do program staff meet to plan and review services for clients?” The scale is presented in Appendix I.

## *Exploring the Impact of COVID-19 on Progressive Housing Implementation Procedures*

To explore the impact of COVID-19 on Progressive Housing implementation and outcomes, Progressive Housing senior management at both SSHH and SJCBS were interviewed utilizing a longitudinal qualitative interview approach. The first interviews took place on June 5, 2020. The purpose of these interviews was to understand the initial impacts of COVID-19 and the subsequent shelter-in-place mandates. The second round of interviews took place April 27-30, 2021. For these, the aim was to understand some of the longer-term impacts on Progressive Housing procedures, and possible impacts on outcomes. For each study, an unstructured qualitative interview was conducted. For this deliverable, a narrative summary of each interview is presented.

## *Qualitative Interview Data Collection Procedures*

Qualitative semi-structured interviews with Progressive Housing guests/residents and House Leaders were conducted to explore participant satisfaction with services and explore possible barriers and facilitators to effective implementation of the program.

### *Participants*

Participants included current and previous guests/residents and House Leaders. All participants were recruited via a voluntary response sampling method. The inclusion criteria for

participation included: 1) fluency in English at a level sufficient to complete the interview, and 2) confirmation by SJCBS or SSHH staff members of their status as a current or former guest/resident or House Leader.

To be eligible to receive Progressive Housing Services as a guest/resident, the individual must have previously experienced housing insecurity, have a severe mental illness diagnosis, and reside in San Joaquin County. This assessment of eligibility was completed by providers at SJCBS.

House Leaders are individuals employed by SSHH who live in the shared housing units and report directly to the Housing Operations Specialist. Their primary responsibilities include monitoring the houses and reporting safety concerns, submitting written reports of participant house rule violations, and submitting maintenance requests to the Housing Operations Specialist. House Leaders are typically employees with lived experiences of homelessness and behavioral health conditions who are further along in their recovery.

### *Development of the Interview Guide*

Prior to recruitment, two semi-structured interview guides were created: one for guests/residents and one for House Leaders (see Appendix II). The interview guides were developed by the research team, and were reviewed by SJCBS and SSHH staff, including a House Leader with lived experience of homelessness. Questions covered in the guides focused on the participant's experiences of receiving Progressive Housing services, their past housing experiences, and their perspective on different components of the housing model (i.e., house leader roles, progression through levels, etc.).

### *Study Recruitment and Implementation*

Guest/Resident participants were recruited through a multi-step process. With the permission of the individual house leaders, a flyer providing study details was attached to each home's notice board. This flyer included the telephone contact details of the study coordinator to receive more information about the study. In addition, SJCBS providers already involved in the potential participants' care provided individuals with a study flyer and asked if they would be interested in speaking to a member of the research team to hear more about the study. House Leaders were informed about the study via their SSHH program manager.

Following an expression of interest from the potential participant, one of three scenarios occurred, at the discretion of each potential participant: 1) the potential participant was given the contact details of the study coordinator who they contacted for more information about the study; 2) the potential participant gave the provider permission to pass on their contact details to the study coordinator who then contacted the potential participant to provide more information; or 3) the SJCBS or SSHH provider arranged a time with the potential participant

to meet a member of the research team when they were due to be on location either at SSHH head office or the SJCBS clinical site.

Upon the agreement of the potential participant, a meeting was scheduled with a member of the evaluation team on SJCBS or SSHH premises. Participants that were interviewed at SJCBS checked in with the front desk staff upon arrival and were introduced to research staff. Research staff then led participants to a private office space where the interviews were conducted. House Leader participants that were interviewed at SSHH arrived before or after their staff meeting to participate in interviews. For all interviews, the researcher went through the full consent process before conducting the interview. Each interview took approximately 60 minutes. All interviews were audio-recorded. Upon completion of each interview, the audio recording was submitted to Rev.com for transcription. Prior to analysis, any identifying information was removed from the transcripts.

In an iterative process, the two interviewers regularly met to discuss the completed interviews, refine the interview guides based on the emergence of possible preliminary categories, and then conduct additional interviews utilizing the amended guides. This process was repeated until saturation of the main topic areas was reached.

### *Qualitative Analysis Plan*

In the analysis of the qualitative transcripts, a conventional approach to content analysis was adopted (Hsieh and Shannon, 2005). Conventional content analysis is a method of describing a phenomenon (i.e., experiences of guests/residents living within the Progressive Housing system of care), which is commonly adopted when existing knowledge about the phenomenon is limited. These analyses were conducted utilizing the qualitative software NVivo 12 (QSR International, 1999).

The analysis of the transcripts was completed by three individuals, one supervisor and two coders. The supervisor is a researcher with a PhD in Social Psychiatry, with expertise in utilizing qualitative methods to evaluate the implementation of novel approaches in community behavioral health services. One coder is a researcher with a MA in psychological sciences, whose research has focused on utilizing qualitative methods to study interventions for homelessness and mental health issues. The other coder is a researcher with a BA in psychology, whose research has focused on the implementation of evidence-based interventions for SMI from community providers and prodromal interventions for psychosis.

The coding supervisor and one of the coders conducted the interviews, and regularly met to discuss preliminary categories during the interview period, giving them an initial familiarization with the data. After the interviews were transcribed, the supervisor and coder read through a sample of transcripts and identified potential codes. The supervisor and coder then met to discuss initial codes and develop a preliminary coding framework. Next, the full coding team

coded 10% of the same transcripts to refine the preliminary coding framework, and to ensure the coding framework could be consistently applied across the different coders. Once this consistency was achieved, the two coders each completed half of the remaining transcripts. Each week, the coding team met together to review their analysis, discuss anomalies, and further refine the framework. This process was completed until all the transcripts had been coded and reviewed. In the last three meetings, there were no further amendments to the coding framework, indicating that saturation of the main categories had been reached. Once all the transcripts had been coded, the team met to review the coding framework and combine the codes into overarching categories.

In the quotes detailed in this deliverable, some were amended by the authors to anonymize responses, remove crosstalk, and elucidate pronouns. In these instances, the edits were denoted through the use of square brackets (“[ ]”).

### *Comparison Between Progressive Housing and Alternative Approaches Procedures*

To examine deployment times and cost comparisons of the Progressive Housing initiative relative to similar projects completed in the region, data regarding the timeline of deployment for each Progressive Housing unit was collected throughout the implementation of the program. In addition, the costs associated with the deployment of each unit were collected from project financial records. These data were compared to deployment times and costs detailed in published reports of other local housing projects supported by SJCBS since 2008, 10 years before the approval of the Progressive Housing project in 2018. These local projects were identified through a review of reports published by SJCBS detailing any housing program they were associated with, and through review with senior SJCBS leadership.

### *House- and Guest/Resident-Level Survey Data Collection Procedures*

The quantitative survey data collected both by SSHH and SJCBS represented the bulk of the Progressive Housing evaluation dataset.

The data collected by SSHH included both housing-level and guest/resident-level data. With regards to the housing-level data, the SSHH Program Manager collected information regarding the identification, leasing, capacity, and opening date of each home, enabling the evaluation team to track the expansion of the program over time. SSHH-held guest/resident-level data were collected via the Homeless Management Information System (HMIS) intake assessment. At the point of intake into the Progressive Housing program, each potential guest/resident completed an assessment with a SSHH staff member. During this assessment, the full HMIS

assessment is completed. Upon completion of the intake assessment, a SSHH case manager uses the assessment form to enter data into a Progressive Housing Evaluation data collection sheet. These data include demographic information, details about past episodes of homelessness, prior service utilization, government assistance, health needs, and vocational information.

The data sourced by SJCBS providers was collected at the intake stage, each time the guest/resident moved homes, annually from the point of intake, and at discharge. All data collected at the program intake stage was collected via the Progressive Housing program data collection tool (See Appendix III). This tool was used to collect basic demographic information, prior service utilization, clinical diagnosis, information around benefits and documentation, an assessment of guest/resident needs and strength using the Adult Needs and Strengths Assessment (ANSA), and guest/resident satisfaction with services using the Client Satisfaction Questionnaire (CSQ-8). Once the assessment was completed, these data were added to the SJCBS Progressive Housing Data Log. Next, longitudinal data including subsequent changes in benefits/documentation, annual ANSA assessments, and CSQ-8 scores, in addition to any changes in housing status across the duration of the program are then added to the log by SJCBS staff as more data was collected.

In order to link the two datasets, providers at SSHH assigned guests/residents a unique ID number following completion of the intake assessment, which was then communicated to their SJCBS partners. This number was then added to the appropriate case within the SJCBS Progressive Housing Data Log. These datasets were periodically sent to the evaluation team, who could link cases through the shared unique ID.

## *Measures*

### *The Adult Needs and Strengths Assessment (ANSA)*

The Adult Needs and Strengths Assessment (ANSA; Lyons, 2013) is an assessment tool designed to support clinical decision-making and monitor outcomes in behavioral health. The ANSA is validated for use in SUD populations (Allen and Olson, 2015). Across four core domains (life functioning, strengths, behavioral health needs, and risk behaviors), providers rate various dimensions based on a 4-point scale, with a higher score indicating greater severity of need. For this project, senior leadership at SJCBS determined that nine items of the ANSA in particular represented domains most relevant to the Progressive Housing intervention. The nine domains include impairments related to the guest's/resident's residential stability, their living situation, substance use, social functioning, self-care, sleep, transport needs related to care, physical health, and criminal behavior. These nine domains were captured at both the intake assessment, and then annually, until the point of discharge from the program. At each time point, a trained SJCBS clinician conducted the assessment.

One limitation of the tool as an outcome measure relates to the fact that a score of '1' can relate to both a current and historical need, limiting the ability of the tool to capture change

over time. To address this, in the current evaluation, all guest/resident responses were dichotomized to indicate whether at the point of assessment the individual does or does not present with at least a moderate degree of need, as indicated by a score of '2' or higher.

### *Client Satisfaction Questionnaire (CSQ-8)*

The Client Satisfaction Questionnaire-8 (CSQ-8; Larsen et al., 1979) is an 8-item Likert questionnaire where responders rate each item from 1-4, with a higher score representing greater satisfaction with treatment. Items include questions such as "Have the services you received helped you to deal more effectively with your problems?" and "How would you rate the quality of service you have received?" The full scale is presented in Appendix IV. The CSQ-8 has been extensively used in various healthcare settings and has been validated for use in SUD populations (Wilde and Henriks, 2005).

### *Longitudinal Survey Analysis Plan*

To explore service expansion and recruitment, the first part of the analysis utilized program-level data collected by SSHH that detailed the date the lease of each home was signed, and the date each home was opened for guests/residents. Simple summary statistics were used to explore the expansion of services over time, and the rate of expansion. The total number of clients served to date, along with the rate of recruitment over time was explored using summary statistics utilizing guest/resident-level data collected by SSHH.

To explore guest/resident characteristics, a detailed summary was conducted using quantitative data collected by SSHH at the baseline assessment stage. The areas of interest included guest/resident sociodemographic information, prior housing status and behavioral health service utilization, baseline sources of income, clinical presentation, educational and vocational health needs, and physical and behavioral health needs. Sociodemographic information was compared to the sociodemographic data of the sheltered and unsheltered homeless population of San Joaquin County, as detailed in the 2019 Point-In-Time survey (San Joaquin County Continuum of Care, 2019). This survey was selected given it represented the closest mid-point of program implementation.

An evaluation of program retention and transition through the program levels was conducted using the longitudinal survey data collected by SJCBS. Summary statistics were used to calculate the proportion of clients that either progressed or regressed across the different housing levels, and the mean number of moves that guests/residents experience during their time in the Progressive Housing Initiative.

Changes in functional impairment were evaluated utilizing the ANSA baseline and follow-up assessment scores, conducted by SJCBS staff. At each time point, the proportion of clients that scored above and below a score of '2 - moderate impairment' for each item was examined. Pre-post comparisons were conducted utilizing the McNemar test.

To evaluate the impact of Progressive Housing on vocational and educational outcomes, the proportion of clients that returned to either work or school/college was reported over each timepoint. Finally, to explore client satisfaction with services, item-level and CSQ-total mean scores were examined both at the baseline stage, and at one-year follow-up.

All quantitative analysis was conducted utilizing either STATA 14 (StataCorp, 2015), or SPSS version 28 (IBM Corp, 2021).

## Results

### *Structure of Progressive Housing as it relates to Housing First Principles*

The Progressive Housing Initiative is a novel intervention based on the principles of the Housing First approach (Tsemberis, 2012). The overlap between the two is important because Housing First is a validated intervention for individuals with co-occurring SMI and SUD. To determine the extent to which the Progressive Housing Initiative adheres to Housing First principles, a Housing First Fidelity Survey (Gilmer et al., 2013) was completed by the Progressive Housing Program Director on June 3, 2021.

The Housing First Fidelity Survey originally encompasses 46 items across five domains: housing process and structure, separation of housing and services, service philosophy, service array, and team structure. In the current study, a reduced, 16-item version of the tool was used, comprising two factors.

Factor one encompasses three domains: housing process and structure, separation of housing and services, and service philosophy. The Progressive Housing model deviated from the Housing First model most noticeably under housing process and structure. In Housing First, under ideal conditions participants reside in individual, affordable, permanent, scattered-site housing, where participants take up around 15% of a standard apartment complex (Gilmer, et al., 2013). In the Progressive Housing Initiative, guests/residents are housed in single-occupancy homes with a group of other guests/residents and a house leader in each home. They do align, however, in the fact that both the Progressive Housing Initiative and Housing First house individuals in standard residential spaces, as opposed to supported housing environments.

Both the Housing First and the Progressive Housing models are low barrier, meaning participants do not have to achieve abstinence, symptom stability, or medication adherence to enter the program. Instead, they need to meet the responsibility of a standard lease. Services and housing are separate in both models. However, in Progressive Housing, as guests/residents progress through the there is a requirement to engage in at least some form of treatment. Importantly however, such treatment is directly by guests/resident priorities, and does not include a requirement to receive substance use disorder treatment.

The service philosophy between the Progressive Housing Initiative and the Housing First model is similar, with a few notable differences. In both models, clients with SMI are not required to take medication, and participants with SUD are not required to participate in substance use treatment. In addition, clients provide input around what additional external services they would like to receive. The key differences are, in the Progressive Housing Initiative, guests/residents do not have input on their housing services, such as what their house level is in the progression of the program, the location of their housing, and which residents live with them in the home. Moreover, while abstinence from alcohol and/or drugs is not required off

premises, it is required in the homes to mitigate the impact of substance use on other guests/residents. Housing First clients are not required to abstain from alcohol and or drugs in or out of their residence and their housing services are less changeable (i.e., no levels, no housemates).

Factor two encompasses two domains, service array and team structure. Housing First programs offer a myriad of services, including SUD treatment, employment, educational, volunteer, general medical, and social integration services (Gilmer et al., 2013). The Progressive Housing program partners with SJCBS to offer SUD treatment, employment, educational, and volunteer services. The Progressive Housing provision of services was significantly impacted from COVID-19, with most services halted for several months. However, as the impact of the pandemic has subsided, many of these services has since returned.

Both Housing First and Progressive Housing models have frequent, regular, staff meetings in which teams meet for multiple functions. The Progressive Housing model specifically uses team meetings to review guest/resident goals, discuss the need for proactive contact to prevent future crises, and review previous staff assignments and follow through.

### *Structure of Progressive Housing as it Relates to Housing First Principles Summary*

The Progressive Housing model aligns with most of the validated interventions and program structures of Housing First. The most notable difference is the shift from single-resident occupancy in apartment complexes to group occupancy in single family homes. This shift also impacts the model's ability to allow substance use indoors, as it would impact other members of the program. This initiative could prove to be an expansion of Housing First to be more inclusive to suburban and rural areas that may have fewer appropriate apartment complexes available.

### *Impact of COVID-19 on the Implementation of the Progressive Housing Initiative*

The most significant factor affecting the progress of the Progressive Housing Innovation Project has been the COVID-19 pandemic and the resulting shelter-in-place order that began in March 2020. The evaluation team has conducted multiple interviews with leadership at SJCBS and SSHH to assess the impact the pandemic has had, both in terms of implementation and evaluation. To record the initial impact of COVID-19, the first set of interviews took place on June 5, 2020. To document the longer-term impact of COVID-19, a second round of structured interviews took place on April 27, 2021 (with the SSHH lead) and April 30, 2021 (with the SJCBS lead), over a year after the initial shelter-in-place order began.

### *The Effect of COVID-19 on the SJCBS Delivery of Services to Progressive Housing Guests/Residents*

SJCBS described three layers of services that were originally available to Progressive Housing guests/residents (see Figure 4). The first layer includes the SJCBS Housing Services team that provides treatment (i.e., therapy groups, case management, etc.) directly in the Progressive Housing homes. The second layer is the wider SJCBS team that provides more generalized behavioral healthcare services. Finally, the third layer is community resources such as Alcoholics Anonymous (AA), and organizations that provide services such as skills training and vocational support.

*Figure 4: Levels of Care for Individuals in the Progressive Housing Initiative*



In the initial stages of the shelter-in-place order, all services across three levels were halted. This period lasted roughly from March 2020 until June 2020. In June 2020, in-house services (layer 1) resumed through telehealth, using tablets provided by SSHH. Additionally, residents had the option to resume their regular behavioral health services appointment via telehealth (layer 2), but most opted out due to lack of privacy in the homes. The service team struggled to keep in contact with residents who did not have a personal cell phone. The Progressive Housing landlines are located either in the house leader's bedroom or in the common area, impeding the residents' ability to make and receive private calls. Therefore, from June 2020 to August 2020, most residents had only minimal contact with service providers.

In August 2020, more services returned. SJCBS resumed going into the field once a week, the Independent Living Skills (ILS) program resumed services using telehealth on SSHH provided tablets, and multiple community services (layer 3) re-opened using telehealth. At this time, group interventions remained unavailable as leadership was still problem-solving ways to maintain confidentiality in telehealth group settings.

In October 2020, SJCBS resumed face-to-face contact with residents, enabling case management, individualized treatment, linkage, transportation, and broader support. Significantly, due to social distancing requirements, group treatments were still not available to residents. Additionally, house leader meetings ended in October 2020 due to clinical staff turnover, given they had no one to facilitate the meetings.

Overall, for a significant proportion of the project period the Progressive Housing program was significantly impacted by issues attributable to the COVID-19 pandemic. SJCBS leadership have indicated this could feasibly have led to higher dropout rates, substance relapse, decompensation, staff turnover, and hospitalization rates from the onset of the shelter-in-place order. Additionally, there was minimal movement between the levels to minimize possible resident exposure to COVID-19. Additional barriers to level advancement included loss of employment opportunities with limited options for new jobs, the inability to obtain documents (e.g., birth certificate, social security card) due to lack of transportation and online access, and therefore the inability to apply for SSI. Without an income, residents were unable to advance to Level 3. To mitigate some of these challenges SJCBS changed its approach to handling rule violations during this time to a more tiered approach since residents had less support. For instance, in scenarios where a resident would previously have been evicted, staff has been reaching out and working with residents to acknowledge the issue and form an agreement with SSHH.

### *The Effect of COVID-19 on SSHH Delivery of Services to Progressive Housing Guests/Residents*

From the onset of the stay-at-home order in early March 2020 through September 2020, there was very little movement of residents between homes to limit the spread of COVID-19. Operation staff were no longer permitted in homes, and houses were required to repurpose one of the bedrooms as an isolation room for any resident who was experiencing COVID-19 symptoms, or who left the house for greater than 24 hours. This change resulted in a significant reduction in the overall capacity of the program. In June 2020, a Level 3 house opened for Level 2 graduates, and in October of 2020, movement between the houses began to normalize. In January 2021, entry homes were implemented for residents to isolate for 10 days before they join the program.

SSHH focused its efforts on keeping the homes safe, resourceful, and entertaining to promote residents staying inside. In November 2020, they bought tablets for residents to resume services with SJCBS and have access to resources. Tablets were originally delivered before

services and then picked up at the end of each service, but that became laborious for staff. House leaders became responsible for tablets to ensure their safekeeping. They also provided every home with a television, games, and books.

Around the holiday season, residents and house leaders were not permitted to see their families, to maintain quarantine regulations. Instead, they were gifted food rewards (i.e., meal delivery services, etc.), and new furniture in the homes to show SSHH's appreciation and to make residents and house leaders comfortable. Eventually, they loosened the no-visitation rules and required isolation upon return. Notably, even with these extra expenses, the budget was not drastically altered. The only factor that exceeded the budget noticeably was the utility bills.

During this period, new residents reported experiencing more severe mental health symptoms relative to prior months. The cause was unknown, but one factor could be the pandemic contributing to mental stress and the need for housing in populations that otherwise would not have sought help. This increase in guest/resident symptom severity led the SSHH team to reevaluate their screening methods. Ultimately, SSHH wants to promote housing first, but also need to take into consideration the individual's fit in the program and their potential impact on other residents' recovery.

During the pandemic, staff had noted an increase in drug use in the houses, which was attributed to the boredom from having to stay inside, and less opportunities to use substances away from the homes. Additionally, individuals who were in earlier stages of their recovery were found to be dropping out at a higher rate during the pandemic. Staff noted that individuals in active addiction had a harder time staying in the homes. Access to treatment and resources that individuals could use as coping mechanisms had been shut down, making it increasingly difficult to sit at home with minimal distraction.

Overall, SSHH was able to successfully house residents as intended, so the pandemic did not alter their ability to provide the proposed service substantially. However, the pandemic had a dramatic impact on the Progressive Housing Initiative's plan at large, limiting services and coping mechanisms, and adding unprecedented stress.

### *Impact of COVID-19 on Progressive Housing Implementation and Outcomes Summary*

Based on the perspectives of both SSHH and SJCBS leadership, the substantial upheaval to the implementation of the Progressive Housing Initiative is likely to have caused major disruptions to proposed processes and outcomes. This includes an increased dropout rate, a lower rate of engagement in services, a lower rate and proportion of clients that successfully transition through the stages, and poorer client recovery outcomes. This being the case, it is important to interpret the reported findings within the context of these unprecedented experiences that guests/residents, house leaders, and providers endured.

### *Capacity and Expansion of the Progressive Housing Initiative*

The data contained within this section addresses **Output 3.1** of the logic model “Number of Progressive Housing units, and total spaces available”.

Between July 2018 and October 2022, 19 Progressive Houses were leased. One was removed from the Progressive Housing inventory in December 2021 due to the property being sold by the owner, and two are currently being prepared for occupancy. Therefore, as of October 13, 2022, the Progressive Housing initiative included a total of 16 homes.

The current capacity and occupancy rates of the Progressive Housing initiative as of October 31, 2022, are detailed in Table 2. Across the 16 homes, one has been allocated as an entry home, four operate as a Level 1 home, eight operate as a Level 2 home, two operate as a Level 3 home, and one operates as Level 4 home. Across these 16 homes, 74 beds are available for Progressive Housing guests/tenants, not including the 8 beds in rooms designated as isolation rooms to comply with COVID-19 protocols. In total, 42 guests/residents are currently enrolled in the program, representing an occupancy rate of 56.8%. Of those 42 guests/residents, one is currently in the entry home (2.4% of the total enrolled in the program), 12 (28.6%) are in a Level 1 home, 19 (45.2%) are in a Level 2 home, 6 (14.3%) are in a Level 3 home, and 4 (9.5%) are in a Level 4 home. Notably, three Level 1-3 homes are currently empty due to a House Leader not being available to manage the property, which accounts for a reduction in capacity by 13 beds. This has been attributable to current challenges concerning the recruitment of House Leaders.

*Table 2: Capacity and Occupancy Rates of the Progressive Housing Initiative as of October 31<sup>st</sup>, 2022*

House #	Home Level	Home Capacity*	Isolation beds	Current Occupancy	House Leader
1	Entry	4	0	1	Yes
2	1	5	1	0	No
3	1	5	0	5	Yes
4	1	5	1	4	Yes
5	1	4	1	3	Yes
6	2	5	0	5	Yes
7	2	4	1	0	No
8	2	4	0	4	Yes
9	2	4	1	3	Yes
10	2	5	0	2	Yes
11	2	5	0	3	Yes
12	2	4	1	0	No
13	2	4	1	2	Yes
14	3	4	0	3	Yes
15	3	6	1	3	Yes
16	4	6	0	4	n/a
<b>TOTALS</b>		<b>74</b>	<b>8</b>	<b>42</b>	

\*Home capacity for clients, not including spaces allocated for isolation protocols.

The rate of home leases and openings are presented in Table 2. During the period of implementation of the project, from July 18, 2018, to March 31, 2021, a Progressive Housing home was opened on average every 65.8 days. By March 2021, the expansion of the project was completed after achieving the top end of the proposed target of 12-18 homes. Expansion was re-initiated in December 2021 first to replace a home that was sold by the owner, and then more recently once it became evident that there were sufficient project funds remaining to open additional Progressive Housing homes. The expansion of the Progressive Housing initiative to 16 homes with two currently in development comes in at the top end of the original proposal of 12-18 homes being in operation, as detailed in the MHSOAC proposal (p.56). Furthermore, a Progressive Housing home being opened every 65.8 days during the expansion period is consistent with the shortest proposed timeline to make a residence available to guests/residents every 2-3 months (p.22).

*Table 2: Timeline of Progressive Housing Home Openings*

Home Number	Date of Leasing Agreement	Occupancy Date	Total beds*	Adjusted Capacity
Home 1**	10/23/2017	10/23/2017	5	4
Home 2	7/5/2018	7/18/2018	5	4
Home 3	6/1/2018	9/17/2018	7	7
Home 4	12/10/2018	12/11/2018	5	4
Home 5	12/11/2018	12/15/2018	5	4
Home 6	1/21/2019	3/7/2019	5	4
Home 7	6/1/2019	7/16/2019	5	5
Home 8	11/1/2019	12/16/2019	5	5
Home 9	1/6/2020	2/20/2020	5	4
Home 10	2/25/2020	4/10/2020	5	4
Home 11	6/12/2020	8/2/2020	4	4
Home 12	6/30/2020	8/14/2020	6	6
Home 13	8/7/2020	9/17/2020	6	5
Home 14	12/28/2020	1/20/2021	5	4
Home 15	3/2/2021	3/31/2021	6	6
Home 16	12/10/2021	2/2/2022	4	4
Home 17	1/12/2022	3/15/2022	4	4
Home 18***	7/1/2022	N/A	5	
Home 19***	9/22/2022	N/A	5	

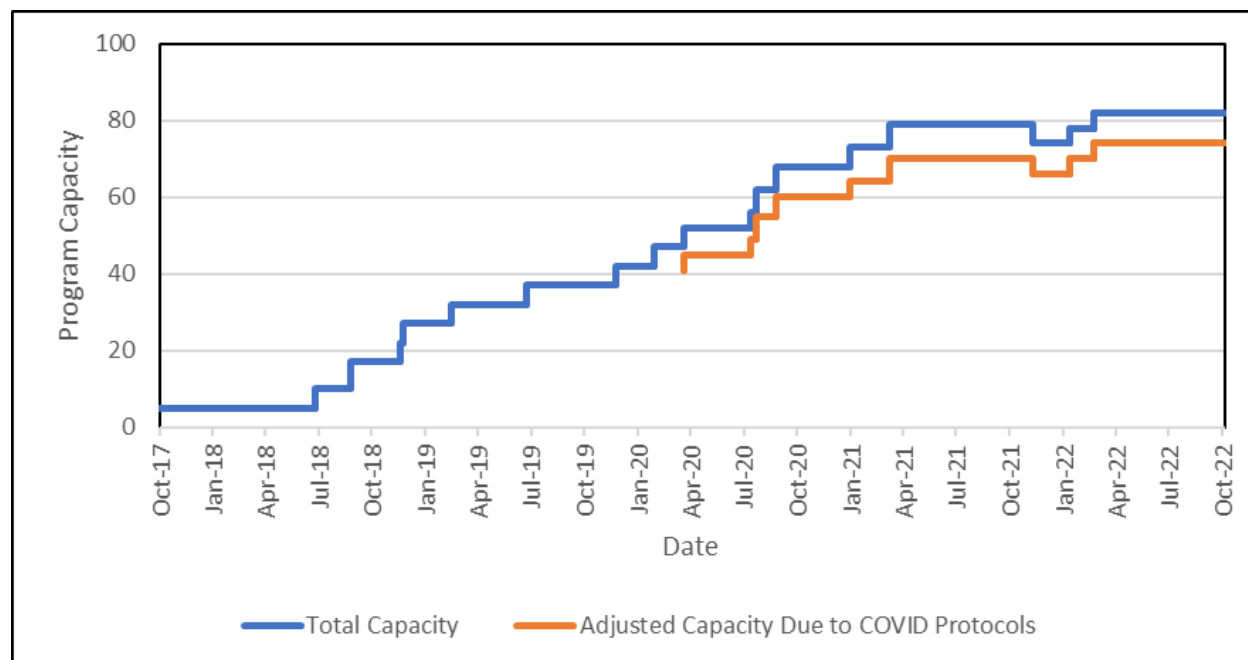
\*Total beds, minus spaces that have been allocated as isolation rooms to meet COVID-19 protocols.

\*\*Prior SSHH residence re-designated as Progressive Home at project initiation. This home was removed from the Progressive Housing inventory on 11/30/2021 when the owner put the property up for sale.

\*\*\*Homes currently being prepared for occupation.

Notably, SSHH has achieved these significant milestones despite substantial challenges in purchasing and renovating the homes due to the pandemic. To achieve the target of 12-18 homes, the rate of openings increased after January 2020. From July 18, 2018, to December 16, 2019, a home opened every 73.9 days, whereas, from February 20, 2020, to March 31, 2021, a home opened every 50.8 days. In line with the expansion of the homes leased, the capacity of the program has increased substantially over time (see Figure 5). At present, the program has capacity for 82 guests/residents. However, these numbers have been reduced to 74 to temporarily allow for an isolation room, under COVID-19 protocols.

*Figure 5: Expansion of Progressive Housing Initiative Over Time*



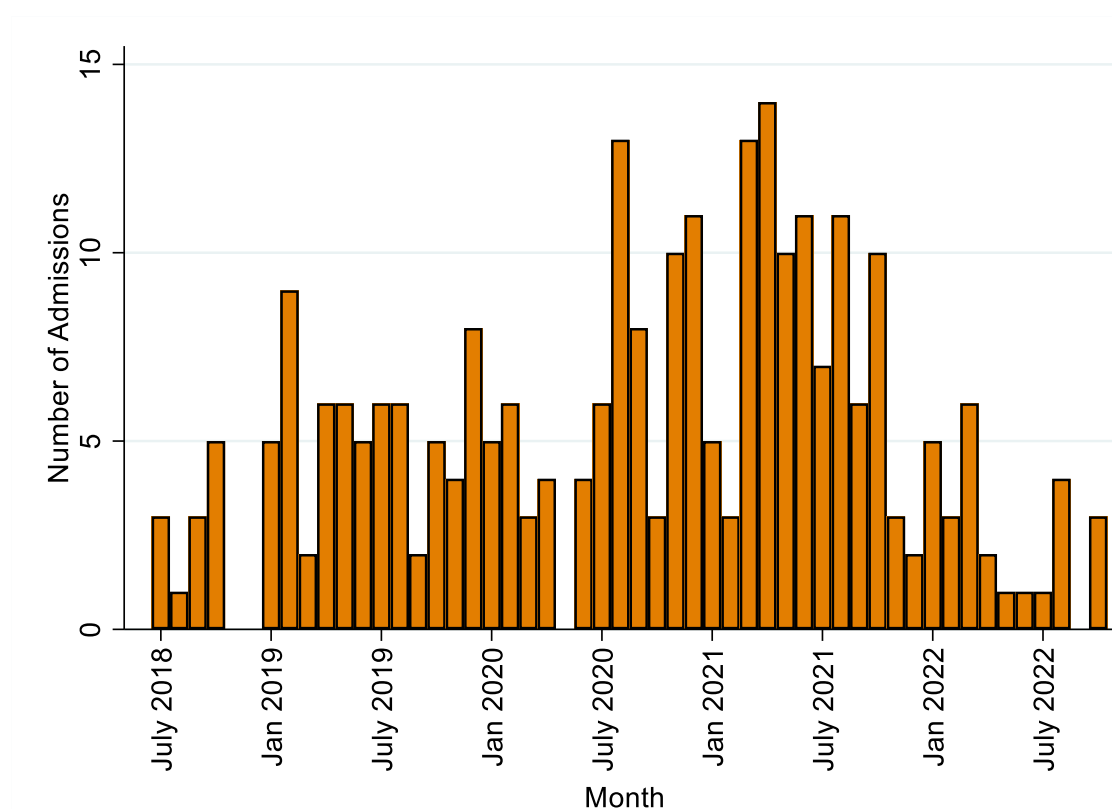
#### *Resident Recruitment and Rate of Entry into the program*

As of the end of October 2022, 268 clients have been enrolled in the Progressive Housing program. The rate of client enrollment over time is presented in Figure 6. This substantially exceeds the original target of 90-100 clients, as detailed in the proposal.

The substantially higher client enrollment rate than originally projected is likely attributable to multiple factors. One relates to the fact that SSHH and the Progressive Housing Initiative has been successful at opening homes at a rate towards the top end of projections, meaning more spaces have been available earlier. Another important factor has been the higher than anticipated client turnover rate. Possible reasons for this high turnover include the significant functional impairments that enrollees report, COVID-19 leading to significant reductions in the

range of services available, and the challenges of living in the group home environment. Regardless, the finding that the program can fill vacant spots quickly highlights the very high need for such services in the region. Additionally, it highlights the effectiveness of the referral pathway into the program.

*Figure 6: Rate of Entry into the Progressive Housing Program over Time.*



### *Expansion and Capacity Building Summary*

The findings indicate that SSHH and SJBHS have been highly successful at implementing the expansion of the program, despite the challenges experienced by the pandemic. By leasing 16 homes for Progressive Housing clients with two more in development, the program has achieved towards the top end of the proposed target of 12-18 homes, as detailed in the original MHSOAC proposal. To achieve this target SSHH was successful at increasing the rate of home openings over time during the implementation period, despite the pandemic and the challenging home rental environment across Stockton. Additionally, the program has been highly successful at recruiting guests/residents into the program, highlighting both the clear

need for such a program in the area and the success of the referral pathway into the program. However, the very high recruitment rate is also indicative of the high turnover rate.

### *Progressive Housing Stage Program Retention and Transitions*

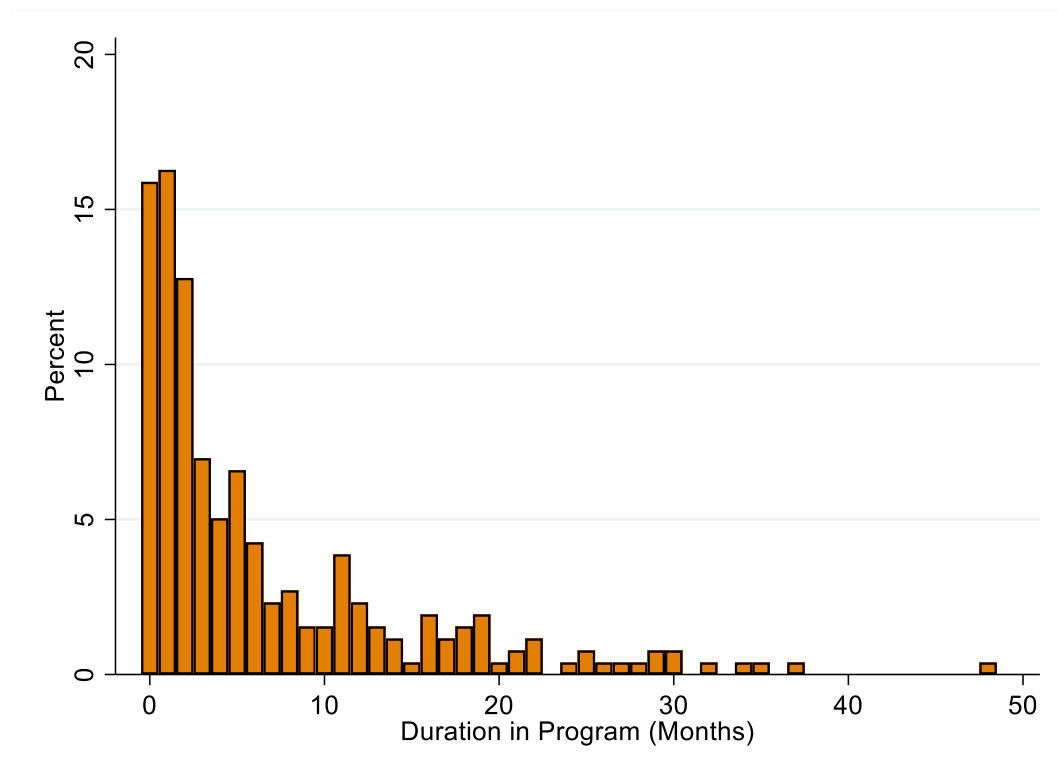
The data contained within this section relates specifically to **Output 3.2** “Rate of transition across Progressive Housing Levels”, and **Output 3.4** “Number/proportion of that graduate from the program” of the Logic Model (Figure 3, p.13)

#### *Program Retention*

Between July 2018 and October 2022, 268 unique guests/residents have received Progressive Housing services.

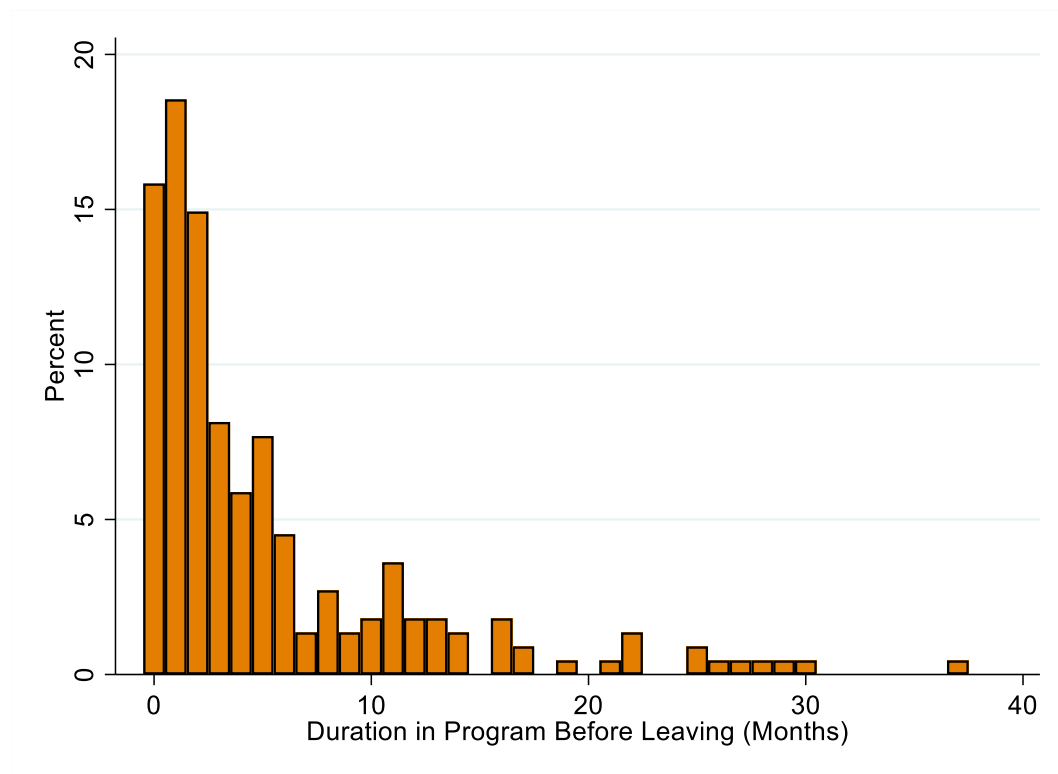
Of the 258 guests/residents housed between July 2018 and April 2022, longitudinal housing data was available for n=252 (97.7% of the sample). The distribution of their length of stay is presented in Figure 7. Of these, the median total duration of time spent in Progressive Housing is 3 months (Interquartile Range (IQR) 1 – 10). Of the 42 currently in the program, housing stay data was available for 41 clients. Of those, the median length of stay in a Progressive Housing home is 12 months (IQR 4 – 19). Eight guests/residents (19.5%) have been in the program two months or less, while 17 guests/residents (41.5%) have received housing for at least 18 months.

*Figure 7: Duration Guests/Residents have Remained in the Progressive Housing Project who Enrolled Between July 2018 and June 2021*



Among the available data of 211 guests/residents that have left the program since its start in July 2018, the median duration of the total time spent in the program was 3 months (IQR 1 – 6). The distribution of resident length-of-stay amongst guests/residents that leave is presented in Figure 8. Consistent with the findings from earlier reports, the data indicates that when clients leave, they are most likely to do so in the first three months of entry into the program (57.5% of the sample).

*Figure 8: Duration Guests/Residents Remained in the Progressive Housing Program Before Leaving the Service*



Of the 211 guests/residents that have elected to leave the program since July 2018 where housing data was collected, 25 (11.8%) have returned once, and two twice (0.9%). Of these, six (22.2%) have remained in the program, while the remaining 21 have since left again. The median length of time for the first stay of returners was 1 month (IQR 1-3). Not including the two clients that have only very recently returned, this total is similar to the median length of their second stay (median=1, IQR 1-5). In both cases, this is lower than the median length of time spent in the program of the remaining sample (n=219), which is 3 months (IQR 1-6). These data indicate that amongst those that return to the program after leaving, in most cases their second stay is typically not longer than the first and remains a lower duration to the norm. This suggests that amongst those that have previously disengaged from the program, a different approach may be necessary during their second stay to minimize the likelihood of another early termination.

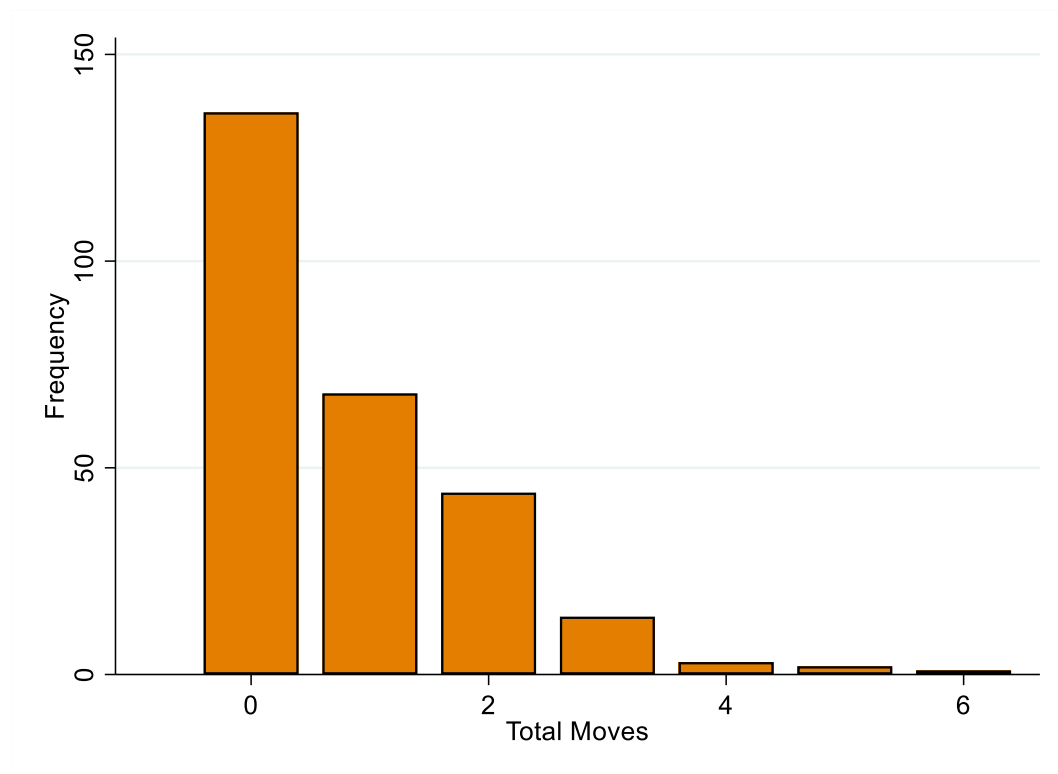
### *Transitions between Houses*

From July 2018 to Oct 2022, 132 guests/residents (49.3% of the total) moved a total of 226 times between different Progressive Housing homes. The total number of moves experienced by guests/residents is presented in Figure 9. In total, 203 (75.8%) guests/residents experienced either one or no moves, 43 (16.0%) experienced two moves, 16 (6.0%) experienced three moves, three (1.2%) moved four times, two (0.8%) moved five times, and 1 (0.4%) has moved a total of six times.

In an examination of moves between housing levels, a total of 140 occurred. In 119 (85.0%) of cases guests/residents moved to a higher-level home, and in 21 (15.0%) cases guests/residents moved to a lower-level Progressive Housing home. Consistent with the findings in the interim report only a relatively small proportion of clients that move to a lower level, which suggests that the program is not promoting guests/residents before they are ready.

Finally, guests/residents moved between Progressive Housing homes designated at the same level a total of 100 times. Part of the explanation for this relatively high number of lateral moves is attributable to COVID-19 protocols, where a series of re-organizations were necessary to accommodate the quarantine rooms required in each Progressive Housing home.

*Figure 9: Number of Moves between Homes Made by Guests/Residents involve in the Progressive Housing Program*



#### *Guest/Resident Graduation between Levels*

Of the 250 guests/residents that have entered the Progressive Housing system at a Level 1 home, complete moving data was available for 245 guests/residents. Of these, 148 (60.4%) left the program before graduating to a Level 2 home, 87 (35.5%) graduated to a higher-level home, and 10 (4.1%) are still in a Level 1 home.

Across 294 instances that a guest/resident resided in a Level 1 home, in 181 (61.6%) instances they left before moving levels, in 99 (33.7%) instances the guest moved to a higher-level home, and in 14 (4.8%) cases the client is still in the home.

Across 109 instances that a guest/resident resided in a Level 2 home, in 59 (54.1%) instances they left before moving levels, in 17 (15.6%) instances the guest moved to a higher-level home, in 18 (16.5%) instances they moved back to a Level 1 home, and in 15 (13.8%) cases the client is still in a Level 2 home.

Across 23 instances that a resident resided in a Level 3 home, in 7 (30.4%) instances they left before moving levels, in 6 (26.1%) instances the guest moved to a Level 4 home, in 3 (13.0%) instances they moved to a lower-level home, and in 7 (30.4%) cases the client is still in a Level 3 home.

### *Progressive Housing Stage Transitions and Program Retention Summary*

Consistent with the findings from the interim report, the high dropout rate from the program remains notable. Of the 268 individuals who have joined the program, 84.3% have since left, with only six guests/residents graduating to a Level 4 home. Based on the testimony of guests/residents, house leaders, and project management, this is likely to be attributable to multiple factors, with the most significant being COVID-19 and the subsequent shelter-in-place mandate. The pandemic has resulted in numerous changes to house rules and procedures to keep guests/residents safe but has led to a more challenging environment to live in, increased stress amongst guests/residents, and a significant reduction in behavioral health services critical to support ongoing recovery. In addition, for much of the project duration employment opportunities were substantially curtailed. This limited opportunities for guests/residents to pay rent, which is a requisite to graduate to the higher levels. As behavioral health services have become more available and companies have begun rehiring, one may expect retention in the program to improve, and greater opportunities to move to higher Progressive Housing levels.

Regarding other ways to potentially increase program retention going forward, it is notable that disengagement from Progressive Housing services is most likely to occur within three months of joining the program (57.5%). This finding suggests that additional support during this period may be important to improve program retention.

Otherwise, client/resident transition between the Progressive Housing levels appears to remain on track. While there were a relatively high number of lateral moves between homes, in part due to the degree of reorganization required by COVID-19 protocols (n=100), most moves between levels were to a higher level, as opposed to lower-level homes (85% in comparison to 15%). This indicates that guests/residents are progressing through the Progressive Housing system-of-care as proposed. In addition, only 24.2% of guests/residents experienced more than one move during their period of stay which is important, given there were concerns that lots of transitions between homes may be disruptive to guests/residents, and may represent a limitation of the adapted model.

### *Progressive Housing Guest/Resident Characteristics*

In this report, guest/resident characteristics including their sociodemographic information, prior housing status, sources of income, and educational and vocational health needs were explored. These data are important for two reasons. First, a significant component of the project relates to increasing access and availability of services for individuals who have historically been unserved or underserved by community services. Consequently, ensuring the

population served adequately reflects the population in need is critical. Second, such data is important to document and understand the needs of the population served, which is important to support programs and providers to better meet those needs.

### *Guest/Resident Demographics Relative to the Unsheltered Homeless Population of San Joaquin*

The demographics of guests/residents in the Progressive Housing program are presented in Table 3. In total, 39.9% of guests/residents self-identified as women, 58.6% as men, 1.1% as non-binary, and 0.4% as transgender. Regarding ethnicity, 27.2% percent of guests/residents self-identified as Hispanic/Latinx. Regarding race, 27.8% of guests/residents self-identified as Black or African American, 50.6% identified as White, 3.9% identified as Native Hawaiian or other Pacific Islander, 2.7% identified as Native American or Alaskan Native, 0.8% identified as Asian, and 12.5% identified as more than one race. In total, 4.1% of guests/residents reported being veterans. Notably, almost all guests/residents had Medi-Cal or Medicare insurance coverage when they entered the program (94.3%).

The Progressive Housing demographics are consistent with figures reported for unsheltered individuals included in the San Joaquin 2019 Point in Time Count (San Joaquin Continuum of Care, 2019). In this report, 63.1% of unsheltered homeless individuals were men, 36.7% women; 5% identified as military veterans; 30.8% were Hispanic/Latinx; 69.6% White, 26.5% Black/African American, 2.4% Asian, 1.1% American Indian/Alaskan Native, and 1.8% Native Hawaiian/Pacific Islander. In particular, the proportion of Black/African American individuals, Hispanic/Latinx individuals, and the proportion of military veterans were almost identical between the Point-in-Time Count and the Progressive Housing Initiative. These findings further support early reports that the program has been successful at engaging historically underserved racial and ethnic minority groups, in addition to military veterans.

Table 3: Demographic Breakdown of Sample

Variable	N	%
<b>Age (n=259, mean, Std)*</b>	43.10	12.91
<b>Gender (n =268)</b>		
Men	157	58.6
Women	107	39.9
Non-binary	3	1.1
Transgender	1	0.4
<b>Race (n =255)</b>		
Black/African American	71	27.8
White	129	50.6
Native Hawaiian/Pacific Islander	10	3.9
Native American or Alaskan Native	7	2.7
Asian	2	0.8
More than one race	32	12.5
Guest/resident refused	2	0.8
Guest/resident doesn't know	2	0.8
<b>Ethnicity (n =268)</b>		
Non-Hispanic, non-Latinx	194	72.4
Hispanic/Latinx	73	27.2
Guest/resident refused	1	0.4
<b>Veteran status (n =267)</b>		
No	256	95.9
Yes	11	4.1
<b>Medi-Cal / Medicare Insurance Coverage (n = 265)</b>		
No	15	5.7
Yes	250	94.3

\*To comply with data protection requirements all individuals over 65 were entered as 65 in age.

Guest/resident baseline housing status is presented in Table 4. Over four-fifths of the sample reported being homeless at baseline (82.8%), while 11.6% were at imminent risk of homelessness. Immediately prior to the assessment, most slept either in a place not meant for habitation (e.g., a car, tent, or abandoned building), or in emergency or transitional housing (28.5% and 32.6%, respectively). More than half (53.9%) had experienced homelessness for over a year and similarly, approximately half (45.3%) had experienced multiple episodes of homelessness.

These findings highlight the chronicity and severity of homelessness that many of the guests/residents experienced prior to engaging with the Progressive Housing Initiative. Additionally, this indicates Progressive Housing is successfully providing services to individuals the program was originally designed to serve, namely individuals with prolonged and repeated episodes of homelessness.

*Table 4: Prior Housing Status*

Variable	n	%
<b>Housing status at entry (n = 268)</b>		
Homeless	222	82.8
Imminent risk of homelessness	31	11.6
At-risk of homelessness	10	3.7
Stable housing	5	1.9
<b>Where guest/resident slept last night (n = 267)</b>		
Place not meant for habitation	76	28.5
Emergency shelter/transitional Housing	87	32.6
Family/friend's house	39	14.6
Hotel/hostel/motel without voucher	9	3.4
Long term care program or residential facility	15	5.6
Jail/prison	5	1.9
SUD treatment center/psychiatric facility	25	9.3
Foster care group home	1	0.4
Guest/resident rental with subsidy	3	1.1
Guest/resident rental, no subsidy	4	1.5
Non-psychiatric hospital / residential facility	3	1.1
<b>Number of times homeless (n = 267)</b>		
1 time	139	52.1
2 times	35	13.1
3 times	30	11.2
4+ times	56	21.0
Guest/resident doesn't know	7	2.6
<b>Homelessness duration (n = 276)</b>		
≤ 12 months	115	43.1
> 12 months	144	53.9
Guest/resident doesn't know	8	3.0

Guest/resident sources of income are presented in Table 5. In total, 45.5% of participants had no source of cash income through work or benefits, and only ten individuals (6.9%) reported

some form of employment. Notably, amongst those that did receive some form of income, for most (73.8%) this was received exclusively in the form of SSI, SSDI, or SSA.

*Table 5: Guest/Resident Sources of Income at baseline*

Variable	N	%
<b>Cash income (n = 267)</b>		
No	122	45.5
Yes	145	54.1
Guest/resident refused	1	0.4
<b>Sources of Income (n = 145)</b>		
Supplemental Security Income (SSI)/Social Security Disability Insurance (SSDI)/Social Security (SSA)	107	73.8
Temporary Assistance for Needy Families (TANF)/CalWorks/General Assistance Program (GA)	8	5.5
Unemployment Insurance	6	4.1
Pension	1	0.7
Employment	10	6.9
Other	1	0.7
More than one	12	8.3
<b>Non-cash benefits (n = 267)</b>		
No	106	39.7
Yes (SNAP/CalFresh)	160	59.9
Guest/resident refused	1	0.4

### *Guest/Resident Educational, Vocational, and Health Needs*

The educational and vocational needs of guests/residents at baseline are presented in Table 6. Almost all the sample (94.8%) reported being unemployed at baseline, and of those, most were not actively seeking employment opportunities (90.6%).

Education may represent a significant barrier to employment. One third (33.8%) reported not having a high school diploma or GED equivalent, and only 10.6% reported completing some form of a post-secondary school course. Additionally, only six guests/residents reported being in some form of education or vocational training at baseline.

The finding that almost all guests/residents are unemployed and not in education at the point of entry into the program, and that over one-third did not have a high school diploma or GED equivalent highlights the clear need for vocational and educational support amongst Progressive Housing clients. However, for much of the project providing support in this area has been highly challenging during the pandemic, given local supported employment and education

programs were halted, and few organizations were seeking employees. More recently, these services have been available again, and the requirement for clients to be actively engaged in some form of services from level 2 onwards has meant more guests/residents have participated in employment and educational support. As a result, one may expect employment and educational engagement may improve going forwards.

*Table 6: Educational and Vocational Health Needs of Progressive Housing Guests/Residents*

Variable	N	%
<b>Highest Educational Level Completed (n = 254)</b>		
≤ 8th grade	15	5.9
9-12th grade, no diploma	71	27.9
High school diploma	112	44.1
GED	26	10.2
Post-secondary school	27	10.6
Guest/resident refused/Didn't know	3	1.2
<b>Enrolled in School (n = 268)</b>		
No	263	98.1
Yes	4	1.5
Guest/resident refused	1	.5
<b>Employed (n = 268)</b>		
No	254	94.8
Yes	13	4.9
Guest/resident refused	1	0.4
<b>If not employed, seeking employment? (n = 256)</b>		
No	232	90.6
Yes	22	8.2
Guest/resident refused or didn't know	2	0.8
<b>Vocational or apprenticeship program (n = 266)</b>		
No	262	98.4
Yes	2	0.8
Guest/resident refused or didn't know	2	0.8

### *Progressive Housing Guest/Resident Characteristics Summary*

Overall, the guests/residents who have received Progressive Housing services to date appear to be highly representative of the San Joaquin County homeless population, as recorded in the 2019 Point-in-Time Survey. The findings indicate the program has been successful at engaging guests/residents across different genders, races, and ethnic groups. Additionally, the program appears to be successfully engaging military veterans, which is important given the commitment by SSHH to support those who had previously served in the armed forces.

These data also provide a comprehensive summary of what guest/resident needs may be as they enter the program. For example, almost all guests/residents reported either not being in education or employment, highlighting this as a key area for outcome evaluation and emphasizing the importance of vocational support services that were originally embedded within the program.

Finally, it was notable that most guests/residents entered the program with Medi-Cal or Medicare insurance coverage, given one aim of the project was to increase Medi-Cal enrollment for those who did not have existing insurance. These findings suggest that either enrollment in Medi-Cal is much higher than anticipated amongst this population, or the program is not effectively engaging those that do not have Medi-Cal insurance. If it is the latter, additional outreach and engagement efforts may be necessary to further facilitate access to services. Regardless, this finding indicates that evaluating the proportion that gain Medi-Cal insurance following engagement in the program is not feasible in the currently recruited population due to ceiling effects.

### *Guest/Resident Health Needs and Services Utilization*

The data contained within this section relates specifically to **Output 3.3** “Number/proportion of clients that engage with local behavioral health services”; and **Outcome 4.2** “Increase engagement with consumers who had not previously received services over time” of the Logic Model.

The clinical presentation of the Progressive Housing Initiative’s guests/residents is presented in Table 7. Approximately two-thirds of guests/residents met the criteria for a SUD at baseline (67.3%), and amongst the available data, 96.2% reported using drugs or alcohol at least to some extent at the point of entry into the program. The most frequently used drug was amphetamine/methamphetamine, with 48.1% of guests/residents reporting using the drug either alone or in combination with other substances such as alcohol, cannabis, cocaine, PCP, and/or heroin. The most frequent primary mental health diagnoses were psychotic disorders (50.0%) and affective disorders (33.5%).

Consistent with prior formative evaluations, the clinical presentation of the sample confirms that the program is providing services to the target population, namely individuals with SMI and SUD that would lead to significant barriers to housing in other models.

*Table 7: Clinical Presentation of the Sample*

Variable	N	%
<b>Substance use (n = 208)</b>		
Amphetamine/methamphetamine	86	41.4%
Cannabis	44	21.2%
Alcohol	41	19.7%
Cocaine/crack cocaine	3	1.4%
Heroin/Opioids	2	1.0%
Ecstasy	1	0.5%
Benzodiazepines	1	0.5%
None reported	8	3.9%
<b>Multiple primary substances reported (n=19)</b>		
Methamphetamine and alcohol	5	2.4%
Methamphetamine, cannabis, and alcohol	4	1.9%
Heroin and methamphetamines	3	1.4%
Cannabis and Alcohol	3	1.4%
Methamphetamine, PCP, alcohol	1	0.5%
Methamphetamine, cocaine, alcohol	1	0.5%
Multiple Not specified	2	1.0%
<b>Diagnosed with Substance Use Disorder (SUD) (n =254)</b>		
No	83	32.7%
Yes	171	67.3%
<b>Primary Diagnosis (n = 248)</b>		
Psychotic disorder	124	50.0%
Affective disorder	83	33.5%
Anxiety disorder	29	11.7%
Personality disorder	1	0.4%
Primary Substance use disorder	1	0.4%
Do diagnosis/does not meet diagnostic criteria	7	2.8%
Unknown	3	1.2%

The developmental and physical health needs of guests/residents at baseline are presented in Table 8. There is a high prevalence of physical disability (34.5%) and chronic health conditions (48.7%) amongst Progressive Housing guests/residents. Encouragingly, most are receiving at least some form of services for these health concerns (84.8% and 86.2% respectively) at the point of entry into the program. A lower proportion of guests/residents (29.5%) were

diagnosed with a developmental disability. However, relative to other conditions, a lower proportion of those diagnosed with a developmental disability were receiving services at baseline (63.3%).

Overall, these data indicate relatively high behavioral, developmental, and physical health needs for this population. While most guests/residents are receiving services for these conditions, some are not, particularly those with developmental disabilities. Consequently, the Progressive Housing Initiative team needs to connect guests/residents with services in cases where support is required but they are not yet receiving services.

*Table 8: Developmental and Physical Health Needs*

Variable	N	%
<b>Physical disability (n =267)</b>		
No	174	65.2
Yes	92	34.5
Guest/resident refused	1	0.4
<b>Has physical disability and is receiving services for physical disability (n = 92)</b>		
No	14	15.2
Yes	78	84.8
<b>Chronic health condition (n = 267)</b>		
No	135	50.6
Yes	130	48.7
Guest/resident refused or doesn't know	2	0.8
<b>Has chronic health condition and is receiving services for condition (n = 130)</b>		
No	18	13.8
Yes	112	86.2
<b>Developmental disability (n = 268)</b>		
No	176	65.7
Yes	79	29.5
Guest/resident refused	3	1.1
Guest/resident doesn't know	10	3.7
<b>Has a developmental disability and is receiving services for disability (n = 79)</b>		
No	26	32.9
Yes	50	63.3
Guest/resident doesn't know or refused	3	3.8

Guests'/residents' utilization of SJCBS services at baseline is presented in Table 9. Almost all guests/residents had received some form of services from SJCBS in the past (89.5%). Due to

limitations in the data, it is not clear what proportion of these guests/residents were actively engaged in behavioral health services immediately prior to receiving Progressive Housing services, and who may have previously received care but have long since disengaged. Additionally, the number and proportion of homeless individuals who had never received SJCBS is also unknown, meaning it is unclear how effective the program is at engaging such individuals. Regardless, these findings do indicate that the program is not engaging many clients who have never previously received SJCBS services.

Importantly, at the point of assessment very few guests/residents were actively receiving treatment for SUD either from SJCBS (8.1%), or other community organizations or groups such as Alcoholics Anonymous or Narcotics Anonymous (9.9%). This indicates that while the program may not be effective at engaging clients who have never received SJCBS services, the program has been highly effective at engaging individuals not actively involved in SUD treatment. These findings indicate that the Progressive Housing Initiative may represent one important pathway to facilitating access to SUD care for homeless individuals residing in San Joaquin County.

*Table 9: San Joaquin County Behavioral Health Service Utilization at Baseline*

Variable	N	%
<b>Have ever received SJCBS services (n =248)</b>		
No	26	10.5%
Yes	222	89.5%
<b>Engaged in SUD care at baseline (n = 111)</b>		
No	102	91.9%
Yes	9	8.1%
<b>Engaged in SUD maintenance support at baseline (i.e., AA, NA meetings) (n = 101)</b>		
No	91	90.1%
Yes	10	9.9%

#### *Guest/Resident Health Needs and Services Utilization Summary*

Many clients engaging in the Progressive Housing program reported experiencing a range of chronic physical and developmental health needs. Encouragingly, the majority reported already experiencing support in these areas, although some did not, particularly with regards to developmental disabilities. Guests/residents also reported significant mental health and substance use disorder needs, highlighting the success in engaging the target population, and the broad and complex array of needs that those served present upon entry into the program. While the program may not be successful at engaging individuals previously unserved by SJCBS, it has been highly effective at engaging individuals not in active SUD treatment. This

suggests the Progressive Housing initiative may represent an important pathway to improving access to SUD treatment amongst those who are homeless in San Joaquin County.

### *Improving Guest/Resident Outcomes*

The data contained within this section relates specifically to **Outcome 4.1** “Improve consumer outcomes over time” in the Logic model.

#### *Impact of Progressive Housing on Functional Outcomes*

To track functional impairment both at the point of entry into the Progressive Housing program, and over time, guests/residents were assessed utilizing key items from the ANSA (Lyons et al., 2013). In total, nine items were selected by SJCBS leadership as areas considered likely to be the greatest needs amongst guests/residents, and most likely to be positively impacted through engagement in Progressive Housing services. These include impairments relating to residential stability, guest/resident living situation, substance use, social functioning, self-care, sleep, independence regarding transportation, medical needs, and criminal justice involvement. Where possible, guests/residents completed an assessment with a SJCBS provider at the point of entry into the program (baseline), at yearly intervals from the point of entry, at discharge, and at the point of re-entry into the program.

The number and proportion of clients that experienced moderate or severe functional impairment across selected domains over time is presented in Table 10. In total, 211 (78.1%) of guests/residents completed a baseline assessment. At this baseline assessment stage, a substantial proportion of the sample reported at least moderate impairments in their residential stability and housing situation (85.4% and 71.0%, respectively). Given the main purpose of this program is to improve the housing situation of San Joaquin County residents in need, this supports earlier findings that indicate that the program is currently providing services to the targeted population.

Regarding other areas of impairment, 38.4% of guests/residents reported at least moderate impairments due to substance use, 34.5% in social functioning, 21.7% in self-care, 25.7% reported moderate impairments in sleep, 24.6% required significant transport support to manage appointments, 13.2% reported significant physical or medical issues, and 7.1% reported impairments related to criminal justice involvement. Overall, these findings point to the range of complex needs and impairments that Progressive Housing guests/residents experience.

*Table 10: Proportion of residents that experience at least moderate levels of impairment at baseline*

ANSA Item	Baseline		1 - Year Follow Up		Comparison of baseline 1-year follow-up responses (n=22)	
	n/N	%	n/N	%	$\chi^2$	P
Residential Stability	176/206	85.4%	14/34	41.2%	9.31	.002*
Living Situation	147/207	71.0%	10/34	29.4%	9.31	.002*
Substance Use	79/206	38.4%	5/34	14.7%	2.76	.103
Social Functioning	71/206	34.5%	14/34	41.2%	1.29	.257
Sleep	53/206	25.7%	8/34	23.5%	0.11	.739
Self-Care	45/207	21.7%	6/34	17.7%	0.20	.655
Transport Support	51/207	24.6%	9/34	26.5%	0.14	.706
Physical Medical	27/204	13.2%	10/34	29.4%	.33	.564
Criminal Justice Involvement	15/210	7.1%	0/34	0%	1.00	.317

Regarding follow-up assessments of functioning, ANSA data from 34 guests/residents were available at the 1-year follow-up stage. Given this represents only a small proportion of the total population, caution should be exercised in interpreting the findings. However, while impairment levels were largely stable across most domains (i.e., social functioning, sleep, self-care, transport dependence, and criminal justice needs), a substantial reduction in impairment was evident in domains concerning residential stability (from 85.4% of guests/residents to 41.2%), in guest/resident living situation (from 71.0% to 29.4%), and in substance use (38.4% to 14.7%). In a pre-post comparison of these ratings amongst the 22 guests/tenants where data were available at both timepoints, a significant improvement in residential stability ( $\chi^2 = 9.31$ ,  $p = .002$ ), and living situation ( $\chi^2 = 9.31$ ,  $p = .002$ ) was evident. No significant differences were found in other domains, although the reduction in impairments related to substance use was found to be trending towards significance 9 ( $\chi^2 = 2.67$ ,  $p = .103$ ). Further data would be necessary to explore this potential difference more fully.

Interestingly, a moderate increase in medical needs was evident between baseline and the 1-year follow-up stage. However, this may be a feature of people with notable medical needs being more likely to stay in the homes. As evidence of this, amongst the 22 guests/tenants where medical need data were available at both timepoints, in most cases (86.4%) the guest/residents' ANSA score on this item remained stable.

### *Guest/Resident Return to Employment or Education*

In addition to assessing functional impairment, the rate at which guests/residents engaged in school or work over time was also explored. Similarly to the ANSA data, a substantial amount of

missing data was evident, with data from only 33 guests/residents at the 1-year follow-up stage, and 10 at the 2-year follow-up stage. Therefore, caution should be exercised in interpreting the findings.

Amongst the 33 guests/residents surveyed at the one-year follow-up stage, five were employed (15.2%), four reported they were actively seeking employment (12.1%), and 24 (72.7%) were neither employed nor seeking employment. At the 2-year stage, one was employed (10%), and nine were neither employed nor seeking employment. While these figures are still relatively low, they do compare favorably to the previous report submitted in March 2022. In this report, all 19 clients assessed at the 1-year follow-up stage and 5 clients at the 2-year stage reported not being in employment, with only 1 client actively seeking employment. SJCBS leadership has indicated that COVID-19 has been a major barrier to employment for guests/residents during much of the project duration. This may account for the notable increase in engagement in employment activities over the past 10 months as the impact of the pandemic has subsided. If so, it is possible to expect for this recent positive trend to continue.

Regarding education and training, of the 33 guests/tenants surveyed at the 1-year follow up stage two (6.1%) were enrolled in school, while 31 were not. At the two-year follow-up stage, all 10 guests/residents surveyed reported they were not enrolled in higher education.

### *Program Outcomes Summary*

Overall, clients reported substantial impairments in functioning across a key range of outcomes, and almost all were unemployed and not in education programs at program entry.

Unfortunately, there is limited data to explore symptom trends over time. However, in a small subsample of guests/tenants where baseline and 1-year follow up data were available, a substantial reduction in impairments related to their living situation and residential stability was evident, with weaker evidence to suggest impairments related to substance use also improved. This is notable, given the dramatic impact that COVID-19 has had both on service delivery and the additional stresses guests/tenants have experienced. Additionally, while few guests/residents appear to be engaging in education or vocational training, the recent data shows encouraging trends regarding an uptick in employment and employment seeking activities. Overall, these tentative findings point to positive outcomes amongst those that are able to engage in the Progressive Housing Initiative for a prolonged period of time. That being the case, in future work additional efforts to support guest/tenant retention may be merited. As the program continues additional data collection may provide a clearer picture of the true impact of the service.

## *The Progressive Housing Approach Relative to Alternatives Delivered in San Joaquin County*

This section aims to address one output and two outcomes specified in the logic model: **Output 3.5** “Total costs associated with developing and maintaining each Progressive Housing unit”; **Outcome 4.3** “Provide housing for at least equivalent costs to alternatives delivered in San Joaquin County for Consumers with comparable needs”; and **Outcome 4.4** “Deploy Progressive Housing units quicker than other housing solutions for similar clients.”

In this report, costs and deployment data regarding housing projects for housing-insecure individuals with SMI and/or SUD approved by the San Joaquin County Board of Supervisors since 2010 were collected and compared to Progressive Housing deployment data.

To be identified as an appropriate comparison housing project the project was required to 1) be funded using County mental health services funds, and 2) provide housing for adults either homeless or at significant risk of homelessness with SMI including individuals with co-occurring SUD.

Across the different projects, the target population typically had frequent contact with law enforcement, primarily as a result of their untreated behavioral health concerns and lack of a support system. For many, psychiatric hospitalizations and hospital emergency room visits are the only “treatment” they would have received. A high percentage of the individuals had no income, having either minimal work history and/or a lost connection with the Social Security Administration for entitlements.

### *Summary of Alternative SJCBS Funded San Joaquin Housing Programs*

In a review of SJCBS funded housing programs completed by the evaluation team and SJCBS staff, four eligible programs were identified. These include Anchor Village, Zettie Miller’s Haven, Crane’s Landing (formerly Tienda Drive), and Crossways. A summary of each project is detailed below.

#### *Anchor Village*

Anchor Village was a new construction project located in Stockton, California. The project was approved by SJCBS in February 2015, developed through a partnership between Domus Development and SJCBS. The project consisted of building a total of 51 units (including one manager's apartment), of which 11 were made available for SJCBS clients through a grant from the MHSOAC. These homes were made available for occupancy in November 2018.

### *Zettie Miller's Haven*

Zettie Miller's Haven was a new construction project approved by SJCBS in 2008. The site was developed as part of a joint venture between the Central Valley Coalition for Affordable Housing, Service First of Northern California, the Community Housing Development Group, and SJCBS. The homes are located in Stockton, California. The project included 82 units over seven residential buildings, of which 20 were dedicated to people with SMI, and was funded utilizing MHSOAC grant dollars. The homes were made available for occupancy in April 2017.

### *Cranes Landing*

Cranes Landing (formerly Tienda Drive) was a new construction project approved by SJCBS in June 2014. The proposal included an 81-unit development including one manager's premises on a vacant 3.4-acre site located in Lodi, California. Of these, 8 units were set aside for SJCBS service users, ages 55 and above, with SMI, and either homeless or at high risk for homelessness. The homes were made available for occupancy in August 2017.

### *Crossways*

The Crossways project involved the modification of existing Housing Authority administrative buildings in the downtown Stockton area to create housing units for individuals with SMI. The project proposed the creation of 37 units and two resident manager apartments across three separate buildings. The project was approved by SJCBS in June 2017 and was completed across three phases. The first unit to be opened was Crossway at Center Street in December 2020, the second was Crossway at Park Street in February 2021, and the third and final phase was Crossway at El Dorado Street, which was opened in June 2021.

### *The Progressive Housing Initiative*

Unlike the other housing projects detailed in this deliverable that either involves the repurposing of existing buildings not previously designated for housing, or the construction of new homes, the Progressive Housing initiative exclusively utilizes existing single-family homes available on the rental market. The project was funded by SJCBS MHSI Innovation funds, with approval from the MHSOAC, and was implemented through a collaboration between SJCBS and SSHH. In this model, SSHH representatives identified available four- to six-bedroom homes to rent in the San Joaquin County region of sufficient size to house approximately 6 individuals (5 beds for guests/residents, and one single room for the House Leader who manages the property). Once the leasing agreement was secured, SSHH furnished the properties and made minor modifications and renovations to the properties over a period of approximately 45 days before residents were moved into the homes. Under this model, SSHH held the building lease and managed the property for SJCBS service users.

The Progressive Housing Initiative was approved by SJCBS in November 2017 and by the MHSOAC in January 2018. The first new home was opened in July 2018. As of March 15, 2022,

17 homes had been secured for Progressive Housing guests/residents, one of which was recouped by the owner. Across the 16 remaining homes, the total capacity of the Progressive Housing Initiative stood at 82 beds, which was reduced to 74 to comply with COVID-19 protocols and enable spaces for isolation. While an additional two Progressive Housing homes are currently in preparation, these have not yet completed and so have not been included in the following calculations.

Costs data for the Progressive Housing Initiative were available up until the period of November 2021, and so the analysis of costs was conducted up until this period.

### *Progressive Housing Deployment Relative to Alternative Projects*

Details of the project deployment times across different MHSA-funded projects for housing-insecure individuals with SMI in San Joaquin County are presented in Table 11. Across the three new construction projects identified (Anchor Village, Zettie Miller's Haven, and Crane's Landing) the projects took between 3.2 – 8.8 years from approval to completion, with the number of units designated specifically for SJCBS service users totaling between 8-20. Therefore, in each project, between 2.5 – 3.0 additional units for housing insecure SJCBS services users with SMI were created per year. In the Crossways renovation project, the final phase of the project was completed in June 2021 and resulted in 37 new housing units. This equates to a total of 9.3 additional units created for each year of the project.

In the Progressive Housing project, the first unit was developed within six months of receiving project approval from the SJCBS Board of Supervisors. The final home during the expansion period was made available for clients in March 2022, meaning the project took 4.2 years to implement. Over this period 16 homes were available for residents, resulting in a final number of 82 beds (temporarily reduced to 74 due to COVID-19 protocols). Therefore, over the expansion period the Progressive Housing initiative created 19.5 additional beds for the target population per year.

*Table 11: Deployment Times across San Joaquin County Projects for Housing-Insecure Individuals with SMI.*

MHSA Housing Project	Nature of Project	Date of final approval	Date of completion	Duration from approval to completion (years)	No. of units/beds	No. of units/beds created per year
Anchor Village	New Construction	2/2015	11/2018	3.7	11	3.0
Zettie Miller's Haven	New Construction	2008*	4/2017	8.8	20	2.3
Crane's Landing	New Construction	6/2014	8/2017	3.2	8	2.5
Crossways	Renovation	6/2017	6/2021	4.0	37	9.3
Progressive Housing	Existing Home Rentals	1/2018	03/2022	4.2	82 (74)*	19.5(17.6)

\*Month of final approval not available in records

\*\*Total guest/resident capacity of the program was reduced to 71 during the pandemic.

In a comparison of bed/unit creation rates over time, the Progressive Housing Initiative was found to develop 660% - 848% more living spaces relative to recent new construction projects. In comparison to the Crossways administrative building renovation project, the Progressive Housing rate created 210% more units over the same period.

In the Cranes Landing project, 8 units were created after 3.2 years, in the Anchor Village project 11 units were created after 3.7 years, and in the Zettie Miller's Haven project 20 units were created after 8.8 years. In the Progressive Housing Initiative, these figures were exceeded within 9 months, 12 months, and 12 months, respectively. In the Crossways renovation project, the 37 units were created after 4.0 years, a figure that the Progressive Housing initiative achieved within 24 months.

### *Progressive Housing Costs*

The total costs for SSHH to deliver Progressive Housing services for the 5-year project are projected to be \$4,087,953.33. This figure includes all startup and ongoing costs until December 2022. Current ongoing monthly operating costs for SSHH to deliver Progressive Housing services, as of November 2021, totals \$94,952.62, during which period the program had 15 homes occupied by guests/residents. The breakdown of these costs is presented in Table 12. SSHH staff costs include Progressive Housing program leadership, operations supervisors, case managers, and maintenance workers. Due to the unique role of the House Leaders in the Progressive Housing initiative, these were included as a separate line item. Operating expenses

included utilities, maintenance, client food, supplies, office space, IT, home furnishings, and maintenance.

*Table 12: Monthly ongoing costs of Progressive Housing Services, as of November 2021.*

SSHH Expenses	Ongoing monthly costs as of November 2021
Staff Salaries (not including costs associated with House Leaders)	\$27,126
Costs associated with House Leader positions	\$14,882 (\$992.13 per home)
Rent for Progressive Housing homes	\$37,310 (\$2,487.33 per home)
Operating expenses	\$15,634.62
<b>TOTAL</b>	<b>\$94,952.62</b>

### *Progressive Housing Costs Relative to Alternative Projects*

A direct comparison of costs across the different housing programs is challenging for multiple reasons. First, it is important to acknowledge the very different nature of the projects. New construction projects are likely to have very high start-up costs, and then relatively smaller ongoing costs. Renovation projects may have smaller initial costs, but rely on owning existing buildings/infrastructure that may not be adequately reflected in the actual cost to implement. In the case of Progressive Housing, the program relies on utilizing existing homes on the rental market. As a result, the initial costs may be relatively low (e.g., deposit, minor renovations, and furnishing costs); however, ongoing costs – in the form of rent – may be higher. Linked to this, future costs may be more volatile based on fluctuations in the local housing rental market. Additionally, in the Progressive Housing model, as individuals progress up the hierarchical levels the expectation is that residents begin to pay a proportion of their rent, based on their income, indicating that the costs of the program to SJCBS may reduce over time. Second, projects such as Zettie Miller’s Haven and Anchor village were delivered as part of much larger housing development projects. In these situations, the costs shared may not represent an adequate reflection of the actual costs of the development if needed to be delivered in isolation. Third, in the case of Zettie Miller’s Haven, the approval for the project was completed 10 years before Progressive Housing, at which time costs were likely to be much lower due to inflation. Fourth, while the Progressive Housing costs presented are based on projected expenditures at the point of project completion in December 2022, for the other projects the project costs are based on the project proposals, given actual spending data were unavailable. Acknowledging these significant caveats, the proposal costs for Progressive Housing and each of the comparison housing programs are presented in Table 13. Across the five projects, Cranes Landing was found to have the highest cost per unit at \$179,250. The Progressive Housing initiative was found to have the lowest cost, at \$49,853 per bed.

*Table 13: Comparison of San Joaquin County Project Costs for Housing-Insecure Individuals with SMI.*

Site	Number of Beds/Units	Total Project Cost*	Cost per unit
Anchor Village	11 units	\$1,697, 269	\$154,297
Zettie Miller's Haven	20 Units	\$3,327,258	\$166,363
Crane's Landing	8 units	\$1,434,000	\$179,250
Crossways	37 units	\$3,500,000	\$94,595
Progressive Housing	82 beds	\$4,087,953	\$49,853

\*In programs where only a proportion of the total development costs were serviced by SJCBS funds, only the SJCBS proportion is presented.

### *Comparison to Progressive Housing to alternative SJCBS programs summary*

Relative to other SJCBS initiatives for housing-insecure individuals with SMI, the Progressive Housing Initiative was found to provide more beds over a shorter timescale. When compared to new construction projects, the Progressive Housing Initiative was found to develop 6.5-8.5 times more beds over the same period. Relative to the Crossways housing renovation project, Progressive Housing has developed over twice as many units. Collectively, these findings indicate that the Progressive Housing model of utilizing existing rental housing stock, as opposed to new construction or renovation projects may be one way to significantly expand the supply of housing appropriate for the population over a shorter timescale, which is critical to help meet the current unmet need and San Joaquin County residents quicker.

In addition to providing a greater number of homes over the same period, an additional strength of the existing home rental model relates to the fact that beds can be made much earlier in the project's lifespan, with the total capacity then steadily increasing over time. This compares to new construction or renovation projects where the units are typically only ready for habitation towards the end of the project when the building work is finalized. As a result, this means the Progressive Housing initiative can start to make a positive impact on the housing crisis much earlier, relative to programs that utilize other models.

Another possible advantage of the Progressive Housing model relates to the potential to scale up to help address the size of the housing crisis experienced in San Joaquin County. Across the five housing projects detailed, the housing stock for housing insecure individuals with SMI has been increased by 161. However, in the 2022 PIT survey, 2,319 sheltered and unsheltered homeless individuals were recorded as residing in the County, of which 33% reported having a mental health concern (n=765). Therefore, the current projects cover only 20.7% of the current unmet need amongst individuals with a mental health concern, and only 6.8% of the unmet housing need in San Joaquin County overall. While new construction and renovation projects are discrete operations, the utilization of the existing rental market can be continually expanded, contingent only on the finances made available and the existing rental house stock

in the region. As an indication of this, the parent company to SSHH - Sacramento Self Help Housing – is currently serving approximately 1,000 housing insecure individuals in the Sacramento region: a total almost 12 times larger than the capacity of the Progressive Housing initiative. This raises the possibility that the rental housing model currently being utilized under the Progressive Housing initiative could be expanded to serve an even greater proportion of San Joaquin County individuals currently in need.

Despite these strengths, the Progressive Housing model of utilizing the rental market comes with caveats. First, it is important to note that the housing solutions developed are not equivalent. For example, the other programs detailed in this deliverable concern the building of single-occupancy units, while the Progressive Housing model utilizes multiple beds within a single-family home. This is an important distinction, given in a survey completed by San Joaquin County stakeholders as part of the San Joaquin County Community Supports and Services (CSS) plan (San Joaquin County Behavioral Health Services, 2006), 83.7% of respondents identified single living units as the preferred housing type. Second, it is important to note that the shared housing model is not a one-size-fits-all solution. Some individuals may require a greater level of on-site support than what is available from a peer house leader, while for others who are more stable or higher functioning, the greater autonomy afforded by independent housing may be more appropriate. Third, the implementation of such a model is contingent on the availability of appropriate rental housing stock, which may fluctuate depending upon population migration and the number of new homes produced over time. Notably, expansion of the project was halted for 9 months in 2021 in part due to a significant increase in rental costs in the Stockton area. This suggests that the model may be challenging to implement in regions where the rental market for homes of sufficient size is either small, or highly volatile.

Due to the substantially different nature of the housing projects implemented by SJCBS since 2008, a direct comparison between housing model costs was not feasible. However, the available data appears to suggest that the Progressive Housing model may require substantially fewer funds to initiate. Of the different projects examined, the Progressive Housing initiative was found to have the lowest start-up costs adjusted for the number of beds/units created, at \$49,853 per bed. However, it is important to acknowledge that the ongoing costs may be higher. The unique features of the Progressive Housing approach (namely the renting of privately owned homes, and the costs associated with House Leaders) were estimated at \$8,350 per bed, per year, based on November 2021 projections. Therefore, these should be considered as ongoing additional yearly costs that may be associated with the program's structure. Overall, these findings suggest that the Progressive Housing service model can be delivered for at least equivalent costs to other housing approaches for equivalent target populations, with the likelihood that the Progressive Housing model has substantially lower initiation costs, and possibly higher ongoing costs.

Overall, the findings indicate that Progressive Housing represents a model where more homes can be made available for clients over a shorter timescale, and at a lower upfront cost. As a result, the program may represent one important avenue to help address the significant issue of homelessness present in San Joaquin County today. However, due to the range of housing needs present amongst housing insecure individuals experiencing SMI, the utilization of the Progressive Housing approach in conjunction with other methods may represent the most appropriate path forward to expanding the housing supply needed for this population.

### *Satisfaction with Progressive Housing Service*

The data contained within this section relates specifically to **Outcome 4.5** “Clients and house managers report high a level of satisfaction with services” of the Logic Model.

Guest/resident and House Leader service satisfaction were explored qualitatively through an in-depth semi-structured interview study. The interviews were conducted at the beginning of 2020, immediately before the COVID-19 pandemic began in the US. Consequently, the impact of COVID-19 on service delivery was not explored in this study. In addition to the interviews, guest/resident satisfaction was also explored quantitatively utilizing the CSQ-8 survey (Larsen et al., 1979) completed both at baseline (i.e., within 1 month of program entry) and then again 12 months into the program. A summary of these findings is presented below.

#### *Qualitative Assessment of Satisfaction with Progressive Housing Services*

Twenty-three participants completed the interview, including 18 guests/residents and five House Leaders. Two of the 18 guest/residents had left the program and one of the House Leaders had moved to a different role within SSHH before the interviews took place. Interviews ranged from 35-60 minutes. No participants refused to participate or did not complete the interview.

The demographic characteristics of the sample are presented in Table 14. Participant ages ranged from 21 to 59 ( $M = 44.12$ ) and 41.2% identified as women. The most frequent duration of stay in the Progressive Housing homes amongst guest/resident participants was one to three months ( $n = 6$ , 35.3%); however, participating guests'/residents' length of stay ranged from two weeks to two years. Most participating guests/residents ( $n = 9$ , 52.9%) were in level 1 at the time of the interview. No participants were in level 3 or level 4. Participating guests'/residents' previous or current drug of choice included none ( $n = 2$ ), alcohol ( $n = 1$ ), cannabis ( $n = 2$ ), cocaine ( $n = 2$ ), heroin ( $n = 1$ ), and methamphetamine ( $n = 9$ ). Five guests/residents reported their prior living status as unsheltered homeless immediately prior to moving into one of the Progressive Housing homes, while 10 reported their situation as sheltered homeless (62.5%).

*Table 14: Demographic Breakdown of Guest/Resident and House Leader Participants*

Variable		
Age* (n=21 M SD)	44.12	10.4
Sex* (n=22, n %)		
Male	13	58.8
Female	9	41.2
Length of Stay (n=17, n %)		
Less than 1 month	2	11.8
1-3 months	6	35.3
4-6 months	2	11.8
7-11.9 months	4	23.5
1 year +	3	17.6
Current Level (n = 16, n %)		
Left program	2	11.8
Level 1	9	52.9
Level 2	5	29.4
Primary Substance (n = 17, n %)		
N/A	2	11.8
Alcohol	1	5.9
Cannabis	2	11.8
Cocaine	2	11.8
Heroin	1	5.9
Methamphetamine	9	52.9
Prior Living Situation (n = 16, n %)		
Housed / Housing Insecure	1	6.3
Sheltered Homeless	10	6.3
Unsheltered Homeless	5	31.3

\* Totals Include both residents and house leaders

### *Guest/Resident Appraisal of the Progressive Housing Initiative*

Almost all participants interviewed were positive in their appraisal of the services provided through the Progressive Housing Initiative. When asked, many participants struggled to identify anything they considered to be negative. Most guests/residents compared their current

situation either to living on the streets or to sheltered housing programs. Relative to unsheltered homelessness, participants described the program as something that enables them to focus on more aspects of life than just basic survival.

*“What I've seen so far, I like everything. I mean I haven't seen nothing I dislike. I pretty much liked the whole thing. It's just a matter of time before I move up to level two or whatever and go from there. But I pretty much like the whole program. They laid everything out to me, the rules and everything when I first got off in the program. So, from what I've seen, I like the whole program.”*

-Guest/Resident 11

*“I'm so comfortable from sleeping outside and having to survive, I'll go right back to surviving. But surviving is not living. Being in the house, I'm living again. I'm living a life instead of survival of the fittest. That's how I looked at it. Being homeless, it's survival of the fittest. Physically, mentally, emotionally, spiritually. Spiritually of all things. At the house, you don't have to survive, you can live.”*

-Guest/Resident 5

In comparison to alternative rehabilitation and sheltered living options, guest/resident participants identified many reasons why they prefer the services provided by Progressive Housing. Participants described other programs as much stricter, which impedes upon guests'/residents' ability to engage in normative behaviors/routines and to have the autonomy to make one's own choices. Participants also enjoyed the space provided by Progressive Housing, and recounted alternative programs as being overcrowded. The Progressive Housing homes were described as a place where one can relax and not feel constantly guarded and fearful of what may happen, which some guests/residents had felt in prior placements. Another essential aspect of Progressive Housing was the continuity of the program, allowing guests/residents to stay and continue to work on recovery and finding housing beyond the time it takes to become sober.

*“I could not have been happier and more in awe of just all the services and how everything – it was like winning the lottery, really. All of a sudden, I get to live in a house with one roommate, where I'd been living in a dorm with 50 women for years, you know?”*

-Guest/Resident 8

### *Addressing Needs and Goals*

One frequent topic expressed by participants when appraising the program related to how the program serves participants' immediate and basic needs and supports their longer-term goals. In particular, guests/residents reported that by having their basic needs supported, they could then work towards more longer-term goals. Regarding long-term goals, some talked about concrete goals, such as securing their own apartment, obtaining appropriate documentation, going back to school, or achieving financial security. Many others talked about Progressive Housing facilitating a journey to recovery, developing self-worth, and resiliency.

*"Self-Help Housing is making amazing strides for the community. I think what they're doing is an amazing thing because I've never heard of it before. And I was homeless for a minute, and it sucks to be somewhere with no roof over your head and you're hungry. And then they come in, they pick these people up off the street, they give them shelter, they give them food, they give them a bed, brand new beds. They give them hygiene. They give them everything that they need, you know what I mean? So, it doesn't get better than that. Their basic needs are met."*

-House Leader 1

*"This is the only chance I'm going to get. This is free housing; they actually want to help me better myself. So why not take advantage of it? So, I am. So, I went ahead, and I cleared up my tickets, I got my license taken care of. I'm going to become a citizen. I'm going to take care of my divorce. I'm doing all these little steps, and I'm staying clean."*

-Guest/Resident 5

*All the things that seemed so impossible like, "Oh, my god. I'll never do this. Oh, my god. I'll ...". Now, it's like, "Oh, yeah. I can do this shit. Watch, I'll do this." And so far, I've been doing it. I've been doing little by little."*

-Guest/Resident 10

### *The Homes*

Almost all guests/residents were very positive about the homes themselves. Participants typically described the homes as large, clean, and safe. This is important, as residing in what

they considered to be good quality housing was identified as an important facilitator to recovery. The homes reportedly fostered a sense of pride, self-worth that was previously absent, and incentivized the guests/residents to remain sober.

*"I love the way they bring you in and you have this beautiful, gorgeous home and you actually have your own space. I think it's gorgeous. I want to maintain it, it's a wonderful dream. "*

-Guest/Resident 1

*"It's kind of like an incentive almost. You're giving us a nice house, a nice place to live, there should be no reason for the alcohol use or the drug use."*

-Guest/Resident 5

While everyone was very positive about the homes themselves, some offered suggestions to improve the amenities. Guests/residents noted that the homes lacked decorations, which made the houses feel less like a home. Others talked about the issue of not being able to send mail out from the home and how that impedes their ability to get in touch with essential providers such as doctors, potential employers, and financial communications, which creates barriers to recovery efforts. Similarly, guests/residents suggested providing office supplies like computers, printers, and fax machines to support vocational activities. Lastly, guests/residents had mixed thoughts on the gates around the property. Some felt it contributed to their sense of safety, while others felt more trapped and related it to the experience of being in prison.

*"If I wasn't there, it wouldn't feel like a house because we have little cheap furniture. You know what I'm saying? There's no pictures on the wall. We got little bitty TV that sits way over there and stuff. If you guys are going to do anything, make this house into a home."*

-House Leader 4

*"If they provide something like that, maybe a computer inside the home, then that would be a little bit nicer to be able to complete your homework and complete your assignments and whatever you have to complete, real quick and type it. There's no fax machine. There's no printer. There's nothing like that. So, it's basic. But it's a beautiful house. It's great."*

-Guest/Resident 1

*"Only thing I don't like, is when they lock that gate up at 11 o'clock. I had a problem with that when I first got off in the program because I have flashbacks every day. And when he locked that gate that reminded me of prison... They locked the gate at 11 o'clock, you got to be in about 11. The first night I got down here, locked that gate, I didn't know they was going to do that. So, I had all kinds of flashbacks to prison."*

-Guest/Resident 11

While guests/residents were mostly positive about the homes themselves, the perception of the neighborhoods they live in was mixed. Some thought that the neighborhoods were safe, while others did not. Other issues around the location of the homes identified by participants related to the proximity of the homes to triggers, such as areas where they may have typically sourced drugs in the past. Local amenities such as nearby parks, stores, and bus stops were central to feeling less isolated, and providing a space for residents to go if they needed time away from other housemates.

*"Yeah, there's drugs up north too, I mean, but not like how it is down here. I mean, this house.. I don't got to walk out front and see some homeless guy screaming at nothing, or himself, or... I've seen some wild stuff just coming out of my house. And just like, "Really dude?" So, it's like since it is a program for people to try to get back on their feet, I think they should steer away from having houses in that area."*

-Guest/Resident 2

*"Well, fortunately, we have a lovely park across the street from where we live, so I can go walk around in there, and they have everything from tennis courts to basketball courts to- where you play soccer or playground for the kids, all that good stuff. So fortunately, I had that to kind of distract me."*

-Guest/Resident 4.

## **House Rules**

Participants discussed two main categories of rules: the importance of second chances in the model, and abstinence not being required for entry. Notably, a couple of participants also

mentioned the importance of being allowed to have pets in the homes. Pets provide comfort and support for individuals and having one is often a barrier to entering other housing services.

### *Importance of Second Chances*

With regards to house rules, one that was frequently identified as a critical feature of the program was the importance of allowing second chances, and the non-punitive manner in which infractions were handled. Guests/residents indicated that this led to them feeling respected and fostered more open communication, which in turn better supports recovery. Guests/residents contrasted this with other programs in the area, where they reported that infractions typically led to eviction or expulsion.

*"I like the way they respect us. I like the way that they give you chances here. Other substance abuse programs you mess up, you're out. You know?"*

-Guest/Resident 8

*"Instead of, 'Okay. You're being punished. This is what you did wrong. This is what you need to do. Deal with it.' It was more like, 'Hey, you did this. What can we do together to help that there's not another time that you do this?' I love that, because me being someone that doesn't like to hide anything, I was truthful. I wasn't trying to hide it. It wasn't like, 'Oh, no. Somebody put that there.' No, I did it. I own up to my mistakes. That's different -it's different for me- because I've always ran from my mistakes. So, I'm trying to do something different."*

-Guest/Resident 5

### *Abstinence*

The rule of abstinence not being a barrier to entry was frequently discussed. While many recognized that the low barrier model was critical for them being able to initiate engagement in the program, others talked about the challenges this can create for other guests/residents. Some guests/residents expressed a desire for stricter rules around sobriety, such as mandating sober living in Level 2 or enforcing sobriety with drug tests upon entry. Another guest/resident described entering the program sober, but then struggling with their sobriety once they saw that using was acceptable in the beginning.

*"I do really feel like the way that they do it is right because you can't really expect someone to come off the street and just stop using like that, especially say, for*

*me, for instance. Before I got in the shelters, I had six years on the streets [...]. It's like, to go from using on the streets to coming into the house and just stopping like that? It's not going to happen. And if you're kicked out because you used as soon as you came in, then we're never going to get anywhere. We're going to continue to be homeless."*

-Guest/Resident 8

*"The only complaint I have with Progressive Housing is when I came into Progressive Housing all of a sudden, I had three months to clean up, because they give you—They expect most of the people are going to come in using, right? ...And they're going to get clean then. Well, I was the opposite. I had come in clean, but then all of a sudden, I got this feeling like, "Oh my gosh, I could use maybe a couple times, because I really have three months... It messed me up, yeah."*

-Guest/Resident 8

## *Relationships amongst Guest/Residents*

### *Positive Relationships amongst Guests/Residents*

Most participants discussed having positive relationships with other guests/residents. Some participants described the house dynamic as familial, and guests/residents expressed feeling safe with their housemates and less lonely because of their relationships in the homes. Only two participants discussed how actively not making friends with their housemates enabled them to focus solely on themselves and their recovery.

*"Everybody pretty much knows what everybody's doing. And if you need help or whatever, if you need something, you can ask them. We're buddies."*

-Guest/Resident 4

*"Yeah, we cool. Everybody cool. But I'm not that happy-go-lucky, I'm primarily focused on myself. I'm not in there to make no bestie and all that, focus on myself. If I can't love myself and take care of myself, how am I going to be good to anybody else?"*

-Guest/Resident 13

### Challenges of Living with Other Guests/Residents

While many individuals highlighted the positive dynamics in the house, the challenges of living with other guests/residents were also discussed frequently. The most pertinent issue was guests'/residents' verbally aggressive expressions. Both guests/residents witnessing and those perpetrating aggressive expressions discussed this discomfort. Those witnessing aggressive behaviors were distressed and sometimes afraid of the aggressor, and those committing aggressive behaviors felt distressed that they had no room to safely express negative emotions in the tight quarters of the house. Moreover, participants also noted struggles associated with living with individuals with SMI and that individuals' externalizing symptoms can be disruptive to the homes. In addition, participants communicated the challenges around guests/residents using substances. Not only was this behavior triggering to participants' recovery, but some suggested that others using substances were upsetting because they were "abusing the system" and taking recovery opportunities away from someone else.

*"Sometimes I get a severe schizophrenic who talks all day and all night, and sometimes very loudly, and has a very disruptive, very insane type of laughter all night. All night, and people are losing sleep. I'm losing sleep. It gets very, very challenging sometimes. It gets very challenging."*

-House Leader 2

*"They were doing drugs and alcohol in the room the whole time I was there. In the Level 2 house. Not on Level 1. The Level 1, we were all clean. But the Level 2 house, I mean, one of the guys was always going to the store and getting beer. And they were smoking meth. And they were smoking weed. Oh god, it was just crazy, and that's not something that I want to be around."*

-Former Guest/Resident 14

Another challenge in the homes was living in a mixed-gender environment. This was particularly important to some of the guests/residents who had previously experienced sexual trauma. Others, however, did not see it as an issue. Overall, safety amongst housemates was a frequent topic of conversation. While some guests/residents talked about specific incidents or individuals that led them to not feel safe, most guests/residents reported feeling safe in the homes amongst other guests/residents. Safety appeared more of a concern with newer guests/residents. For guests/residents who had been in the program longer, concerns around safety primarily came from proximity to those considered to be highly unstable due to mental health or substance use issues.

*"The safety issue... is a little it's high-risk right now. Not sure if I'm safe where I'm at, you know? It's definitely new, and I don't really live with men. I usually stay with women, or one boyfriend and he blocks all the men. But this time, there's men in the house and so I'm a little scared as their outburst or my outburst or I don't want to fight with them, so it's a little uncomfortable. But I got to make it happen. You know what I mean? So, it's okay...I'm thinking if it was a all-girl house, I'd probably feel a little bit more comfortable. But, it is co-ed, so I do feel a little more cautious. You know?"*

-Guest/Resident 1

Both the positive and negative experiences that guests/residents reported between housemates appeared even more acute when it concerned their roommate specifically, with twice as many participants discussing the difficulties of room sharing than positive experiences. Proximity led to either strong bonds, or flashpoints.

*"If you've got a depressed [person] like that, they close the blinds. All they do is sleep, so if you're the roommate, how can you enjoy little time in your bed, if you don't want to go to sleep? You don't want to be asleep all fucking day. You can't even relax in the room, because if she's asleep, you don't want to bother her. So, I had to be outside, the whole fucking day."*

-Guest/Resident 10

*"I got to go into a much larger room with my own bathroom and what ended up being, so far, my favorite roommate. We got along the whole time. I was really happy to do stuff for her because she's quite a bit older than me and not as able as I am, so we got along real well."*

-Guest/Resident 8

### Housemates Impacting Recovery

Unsurprisingly, given the intensity of the relationships amongst housemates, both positive and negative, many talked about how these relationships impacted their recovery. Participants conveyed how relationships in the homes both facilitated and hindered recovery. Facilitators included addressing loneliness, friendships bolstering mental health, and other guests/residents serving as reminders of the life they don't want to go back to. On the other hand, when dynamics were tense in the house, participants discussed wanting to use substances to cope with their frustration. Seeing other people in the house use substances also triggered some

individuals to relapse. However, multiple individuals said other housemates did not impact their recovery.

*"So, living with people that are fresh in their recovery, for me, it reminds me of what I don't want to go back...Not at all. Not at all. Not at all. If anything, it reminds me of what I don't want anymore, and how happy I am with my life today, and just to go back out and relapse, disappointing God, disappointing my family, losing my job. All the progress I've made in the last year, month, and 25 days would be for nothing. I just can't."*

-House Leader 1

*"Yeah, that's always good. Making friends is always healthy and it's something that gets you away from the bipolar-ness, and gets your mind off of the racing thoughts or the mania or the symptoms that occur."*

-Guest/Resident 1

*"You can't expect that nobody's going to break the rules, but my roommate was bringing meth in the room...And smoking it while I was asleep. One morning I rolled over and I saw her pipe and her torch laying right next to her. I had been depressed and we hadn't been getting along. I was like, "Oh, this might be a way to get high and maybe we could get along," you know? Because we would have that to share, because we had been fighting and stuff because I knew she had been doing this. So that's how I relapsed."*

-Guest/Resident 8

## *Staff*

With regards to the roles and characteristics of the staff involved in Progressive Housing, staff roles were broken down into two categories: House Leaders, and all other staff. Three main categories emerged: 1) the importance of communicating hope and encouragement, 2) House Leaders, 3) other housing staff. Notably, one participant also mentioned the need for more SSHH Staff to more adequately serve the growing number of guests/residents.

### *The Importance of Communicating Hope and Encouragement*

Regardless of role, guests/residents and House Leaders emphasized the importance of communicating hope and encouragement in supporting guests'/residents' path to recovery.

Linked to this, almost all guests/residents reported having a positive, supporting relationship with staff involved in the program, both on the SSHH and SJCBS side.

*“They were just so supportive of me bettering myself, that I'd never had that with my family. I never had that with my ex-husband... when I came to this, it was like, “Oh, my god. They really give a fuck, so why am I going to let them down?” They have so much faith in me, that I can at least put 50%. And then I started putting 60%, and then until little by little, I was like, “I don’t need a ride anymore, it’s okay. I got it.”*

-Guest/Resident 10

*“They push me because they know I can do it. Sometimes I do feel like I won’t, like I’m losing. But I’m winning and they know I can do it. So, I appreciate the encouragement they’re giving to me. Sometimes they’ve got to show me tough love and show me that they know I can do it and I know I can too.”*

-Guest/Resident 7

*“[BHS staff are] so accepting and kind. They have hearts. When I was homeless, they helped feed me. I was hungry as shit sometimes, and all I need is just- I don’t want money. I’m not trying to get drugs or alcohol or none of that shit. I just want something to eat. They’ve gotten into their own bag, in their own lunch sack and said, “Here, have my lunch instead.” People don’t do that. People don’t just do that anymore. People with hearts do. People that care do. And those people out there, they care...It makes me emotional, because I have nothing to hide from it. It wasn’t for behavioral health, I’d be dead. I would be dead, because I deal with so much inside. I’m a self-inflictor. I have self-hatred. I have all this no self-worth. They bring all that away and give me that self-love.”*

-Guest/Resident 5

### *House Leader Role*

With regards to the House Leader role, most guests/residents saw it as an important and necessary position that does not need modification. House Leaders themselves talked about their role in very positive terms, saying the job provided a sense of purpose and felt that they are having a positive impact on the lives of some of the most vulnerable in their community. Others talked about how the role has had a positive impact on their own recovery. The most frequent criticism of House Leaders related either to not effectively implementing the rules, or

not being available, either due to being in their room too often or out of the house too much of the time.

*"I absolutely love my job. I absolutely love this company. I think the things that they're doing in our community are amazing."*

-House Leader 1

*"It works both ways. You know what I mean? That person that's sitting over there, that could be me. Well, matter of fact, that was me at one time. It helps me a lot."*

-House Leader 4

### *Progressive Housing as a Multidimensional System of Care*

A key component of the Progressive Housing model is the integration of behavioral health services and housing together. Separately, neither can fulfill the stated aims. However, inter-agency work can be challenging, specifically regarding communication. Participants noted when guests/residents had a mental health concern or risk to themselves or others, then communication between House Leader reports to SSHH supervising team and SJCBS seems to be quick. However, outside of the communication of risk issues, some guests/residents did voice concerns about the degree of communication and coordination between entities. Additionally, there was some suggestion that in situations where there is less immediate risk involved, while SSHH responds quickly, the House Leaders experienced some delays on the SJCBS side. Furthermore, some guests/residents expressed frustration that they had reported incidents, but that this did not lead to the issue being resolved, or not being appropriately communicated up the chain of command. While most guests/residents and house leaders suggested that communication and response between the house leaders and the SSHH supervisors were prompt related to risk issues, others suggested that maintenance requests could take a long time to be fulfilled.

*"So, if it was just housing without BHS, then we would just be housing hardcore drug addicts that are continuing to use drugs hardcore. And if it was just to be BHS without the housing, then it wouldn't be stopping, so nothing would change. So together, once we're done ironing out the kinks, it's looking to be an excellent program. So, they definitely need each other."*

-House Leader 3

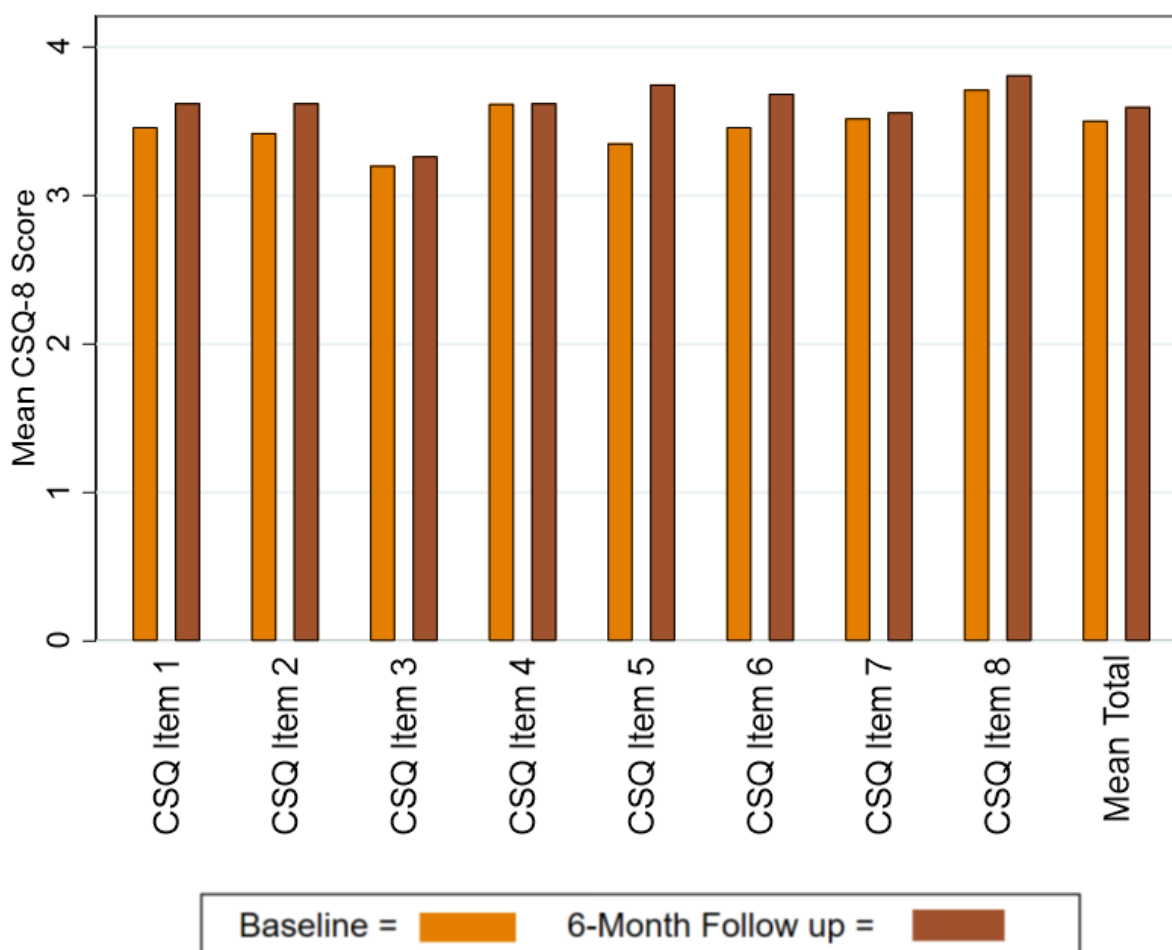
*"I love that they really listen to us. Anytime there's a problem in the house, or there's a, what do you call it? An incident or something, the very next morning they're there to like figure out what happened."*

-Guest/Resident 8

### *Quantitative Assessment of Satisfaction with Progressive Housing Services*

The CSQ-8 was administered at baseline and one-year follow-up to gauge guests/residents' satisfaction with the Progressive Housing Initiative. Findings from both time points are presented in Figure 10. At baseline (n = 93), guest/resident overall satisfaction of the Progressive Housing Initiative was found to be high (M = 3.51, SD = 0.48). Notably, clients reported high levels of satisfaction on every item of the CSQ-8. After one year, while data was only available for a small subsample of the population (n=16), this very high level of satisfaction was maintained. Overall, this appears to indicate that amongst the clients who reported their satisfaction with Progressive Housing, they were very satisfied with the services they received. However, due to the large degree of missingness, particularly at the one-year follow-up stage, it is unknown if this degree of service satisfaction translates to the whole sample.

*Figure 10: Guests/Residents Satisfaction with Progressive Housing Services at Baseline and One-Year Follow up.*



### *Satisfaction with Services Summary*

Overall, guests/residents and house leaders consistently reported a highly positive experience of being involved in the Progressive Housing system of care, particularly in comparison to previous housing experiences or what they consider to be realistic alternative options. In addition, most participants exhibited support for the overall structure of the program, including the role of the house leaders, the hierarchical structure of the program, and the multidimensional approach that incorporates both housing and community behavioral health treatment. The consensus was that the Progressive Housing Initiative is addressing an important unmet need for the San Joaquin area. Many guests/residents suggested that the initiative is providing critical services that support their long-term recovery. Those interviewed supported the structure of the program itself as currently delivered, which is significant given

the novel implementation of the Housing First system of care model. Additionally, some guests/residents proposed amendments that could potentially better address guest/resident needs or improve the implementation of the program. Such proposals are relevant both to the current program and to possible future iterations of the Progressive Housing Initiative.

Consistent with the qualitative interviews, when client satisfaction was examined quantitatively the available data indicates that guests/residents are highly positive about the services they receive, both at the point of program entry and one year into the program. This finding is particularly positive given the backdrop of COVID-19, where for much of the study period clients have experienced a significant reduction in services available, in addition to stricter controls around reduced visitation and isolation protocols.

### *Guidelines for Progressive Housing Implementation*

The data contained within this section relates specifically to **Outcome 4.6** “Develop guideline for Progressive Housing Implementation” in the Logic Model.

Guest/resident and house leader proposals came from the qualitative interview study detailed in the “satisfaction with services” section. The interviews were conducted in January 2020, immediately prior to the pandemic significantly impacting the implementation of the project. Therefore, the delivery of Progressive Housing services against the backdrop of the pandemic and the subsequent shelter-in-place mandate was not explored.

The participants interviewed identified multiple key features of the program, in addition to proposals for improved implementation. This feedback related to the homes, house rules, transitions between homes, facilitators to improved guest/resident relationships, the guest/resident selection process, House Leader role and characteristics, and the link between behavioral health treatment and housing.

### *Main Study findings*

#### *The Homes*

- Good quality housing was considered as an important component of their recovery; helping to develop self-worth, foster pride, and provide an incentive to remain sober. Almost all guests/residents and house leaders were positive about the homes available through the program.
- The location of the homes was considered very important by participants. Being near parks, bus stops, and stores were viewed as helpful to recovery. Being away from potential triggers, such as areas with a high concentration of drug use/sales, or areas where they used to use was considered important to minimizing substance use.

- That the homes are stocked with essential hygiene and food supplies was considered very helpful, particularly to new guests who typically enter the home with very little. In homes with women guests/residents, what is available for new guests should be extended to include feminine hygiene products.
- In situations where this may be financially viable, some guests/residents suggested that access to a shared computer and more furnishings would improve the environment and support vocational activities.
- While this may not be viable due to leasing laws, some guests/residents suggested that having the ability to lock their rooms would be helpful to maintain safety and minimize the risk of theft.

### House Rules

- Most participants recognized that the housing rules are more lenient than those typically employed in sheltered environments, and this was appreciated. For some, this was considered an important facilitator to remaining in the program.
- Allowing guests/residents to leave the homes for up to three days was considered important to ensure that guests/residents got the space they needed, particularly in moments of high stress.
- Abstinence not being a requirement to entry into services was also seen as a key component of the program. A number of those interviews suggested that if there was a requirement for abstinence at the beginning then they would not have been able to successfully engage in the program.
- Allowing for second chances, and the collaborative manner that infractions were dealt with was consistently praised by guests/residents. The approach appeared to make guests/residents feel supported and cared for, and lead to many guests/residents progressing further in their recovery rather than being evicted or leaving the program.
- Only a minority of those interviewed had pets. However, amongst pet owners, they reported that the fact they could have them in the home was considered critical to them engaging in the program. Moreover, being allowed to bring in pets was considered particularly important in the winter given temporary shelters do not typically accept animals.

### Transitions Between Homes

- While the experience of transitioning between homes was mixed, almost all participants saw the progression between stages as an important component of the program.
- Guests/residents identified an important facilitator to improved transitions as communication. For new guests/residents, a clear timeline of when they may be moving was considered important to help plan for changes and alleviate the stress of moving. For existing guests/residents, prior notice for when somebody is moving into the home,

particularly when the person is a roommate, was considered important to ease the transition.

- Some thought hosting a welcome meeting each time a new person joins the home would be helpful both for new and existing guests/residents.

For new guests/residents in particular:

- House leaders emphasized the importance of giving new guests/residents space at first when they move into the home, particularly when the guests are first entering the program.
- Some house leaders also emphasized the importance of leniency about rules at the beginning to help with the transition. It was recognized that the shift from unsheltered housing to group housing is a major transition that individuals need time to successfully navigate.

### Facilitators to Improve Guest/Resident Relationships

Many participants considered group cohesion within the home as critical to implementing the program successfully and supporting their ongoing recovery. In situations where relationships amongst housemates were difficult, this was seen to negatively impact both their recovery and their engagement in the program. Participants identified the following factors as important to fostering a positive group dynamic:

- Frequent group activities between the housemates were considered important to foster positive relationships within the homes, in addition to minimizing boredom and serving as a distraction from using substances.
- Group activities around food were seen as integral to fostering positive relationships. These include both hosting special events (birthdays, Thanksgiving meals, etc.), and preparing and eating food together as part of typical daily activities.
- Good communication between the housemates was considered important both to minimize the risk of conflicts and resolve situations where conflicts arise.
- Ensuring all guests/residents adhere to the rules was considered key to minimizing conflicts within the homes. Not using substances within the homes, doing chores, and respecting each other's possessions were identified as rules which had the greatest impact on the group dynamic.
- To support adherence to these rules, some guests/residents suggested that the house rules should be presented on the house notice boards.
- Some guests/residents highlighted the ability to have space away from the home during periods of high stress as important to maintaining relationships.
- Finally, participants emphasized the importance of compassion towards other guests/residents, recognizing that many had complex needs and had possibly experienced significant trauma in their lives.

### The Guest/Resident Selection Process

- Guests/residents that are acutely ill or highly functionally impaired may face challenges to engaging in the program. This may lead to the guests/residents leaving the program prematurely and can create additional challenges for other housemates. To address this, some guests/residents suggested that these guests/residents identified as more acutely ill should instead be housed in an alternative service that can provide a higher level of care.

### House Leader Role and Characteristics

- The role of house leader was considered integral to the successful implementation of the program.
- The most important characteristics for being a good house leader including strong communication skills; being friendly and approachable; being available, having strong observational skills; being able to maintain interpersonal distance from guests/residents; being respectful of boundaries; and being proactive, vocal, and consistent in the implementation of rules.
- Recruiting house leaders with lived experience was an important feature of the program, leading to a better understanding of guests'/residents' needs and supports, and serving as a positive role model for recovery. However, house leaders must be sufficiently progressed in their own recovery to ensure it does not negatively affect their ability to fulfill the role.
- When placing house leaders in homes, different characteristics were considered important for different stages. House leaders suggested a more nurturing, supportive approach as more important in Level 1, relative to Levels 2-3. At higher levels, more distance was considered helpful to further facilitate resident independence.
- Some house leaders felt that the pay should be more, given the challenges inherent to the role, and the amount of hours there required to be on site.

### The Link between Behavioral Health and Housing

- The provision of community behavioral health treatment and secure, stable housing in unison was both considered critical in ensuring the success of the other and supporting ongoing recovery.
- When risk issues or behavioral health concerns arose within the home, most participants felt that both SSHH and SJBHS responded quickly and proactively. This was considered to be important to the successful implementation of the program, ensuring all the guests/residents were safe and that the house leaders felt adequately supported.
- To improve interagency collaboration, some guests/residents suggested that it would be helpful for the separate entities to have a better understanding of the range of services that each provides.

### *Guidelines for Implementation Summary*

Participants identified multiple core elements to the successful implementation of the program, which is important information both for the ongoing implementation of the current initiative, and in any future iterations that may adopt a stepped-care, group-housing approach to the Housing First model. In addition, participants identified numerous areas that could potentially better address the needs of those served.

In response to these recommendations, SSHH and SJBHS implemented a series of modifications and improvements to the program. The most substantial modification included the integration of “entry point homes”, implemented in January 2021. Multiple residents reported concern that some new clients enter the system that are not sufficiently stable to successfully integrate into a shared home environment, and that this led to significant disruptions to the home dynamic and the recovery trajectories of other guests. To address this, the program incorporated a home where clients would stay for approximately 10 days, before entering the program into a level 1 home. Doing so served two purposes: 1) The entry-point home served as a space where potential guests could be screened for COVID-19, thus limiting exposure to other guests. 2) They served as a space where a preliminary assessment could be performed to determine their suitability for the program, and provide short-term, elevated level of support as needed in a space that did not impact clients who had already engaged in the program.

Regarding other modifications in response to the interviews, SSHH have worked to improve the furnishings of the homes and supported more social events around food to facilitate relationships between guests (e.g., BBQ and ice cream days, holiday celebrations). Towards the end of the project, tablets were made available to provide internet access and promote telehealth options.

## Discussion

Over the course of the project, SSHH and SJCBS met the primary goals and objectives regarding the implementation of the Progressive Housing Project. By leasing 17 properties, the program has achieved the top end of its target of 12-18 homes, as detailed in the original MHSOAC proposal. Notably, this is despite the substantial challenges brought on by the COVID-19 pandemic and a challenging rental market in Stockton. Additionally, the program has successfully recruited a substantially higher number of clients than originally proposed.

The Progressive Housing Initiative has also been highly successful at engaging and providing services to Black/African American and Hispanic/Latinx individuals who are historically underserved in community behavioral health settings (California Pan-Ethnic Health Network, 2015). The racial and ethnic breakdown of the current Progressive Housing sample is broadly consistent with the demographic distribution of the unsheltered homeless detailed in the 2019 Point in Time survey of the unsheltered homeless (San Joaquin Continuum of Care, 2019). The Progressive Housing Initiative has also been successful at recruiting a representative sample of homeless military veterans into the program, which is important given SSHH's commitment to end local homelessness among veterans (<https://www.stocktonselfhelp.org/what-we-do>). These findings highlight the success of the engagement, outreach, and referral pathway into care operated by SJCBS.

The data collected both quantitatively via surveys and through the qualitative interviews indicate that guests/residents engaged in the Progressive Housing Initiative are overall highly satisfied with the services they receive. In the quantitative interviews, guests/residents spoke positively of the quality of the housing, particularly when compared to other housing solutions available. The relatively low barrier to entry, the leveled housing approach, the collaborative relationship between providers and guests/residents, and the critical role of House Leaders were all identified as important components of the project that led to high satisfaction levels. More mixed was the relationship between guests/residents in the homes, where this was considered both a significant advantage of the project, but also in many cases a significant cause of stress.

The high levels of satisfaction reported by guests/residents were evident both at entry into the program and after one year of receiving services. Encouragingly, there was no evidence of a reduction of satisfaction with the program with the onset of COVID-19, despite it causing a substantial reduction in available services and restrictions around home visitations. While the reasons for satisfaction remaining so high was not explored quantitatively, one factor for this may be the increase in social events hosted by SSHH and efforts to further renovate the homes to offset the challenges experienced as detailed in the interviews. However, it is important to note that satisfaction was only measured for clients currently enrolled in the program. It may be that dissatisfied clients dropped out of the program.

Consistent with early evaluations, the baseline guest-/resident-level data indicates that the program is continuing to be successful at engaging individuals from the target population. This includes individuals with SMI who have experienced homelessness over a prolonged period, often over multiple episodes. Additionally, all clients reported some combination of an active SUD and multiple areas of impairment in functioning. Almost all the guests/residents included individuals who had already been seen by SJCBS previously, so it is unclear how successful the program has been at engaging “unserved individuals” (i.e., those who have not received any form of behavioral healthcare). However, almost no guests/residents were actively engaged in any form of substance use counseling at the point of program engagement, indicating that the Progressive Housing Initiative could represent an important pathway to engaging guests/residents in appropriate care.

Regarding challenges to the implementation of the program, it is important to highlight the very high dropout rate from the Progressive Housing Initiative, particularly when compared to other Housing First models. The high dropout is likely to be attributable to multiple factors, including a low barrier to entry model, meaning multiple individuals came into the project that were later found to need a higher level of care, the group home structure leading to a significant source of stress and conflict for some individuals who exhibit significant impairments in social functioning, and the additional challenges caused by COVID-19. Notably, when people did leave the project, in the majority of cases (57.5%) it was within the first three months of engagement. These findings suggest that in future iterations of the project greater support for individuals entering the program during the initial stages, and potentially more stringent eligibility criteria to ensure that people who engage in the project are sufficiently able to manage a shared home environment may be important to improving program retention.

The outcomes of the project were examined utilizing selected items from the ANSA and exploring the proportion of individuals who returned either to work or some form of education. Unfortunately, baseline and follow up data was only available for a small proportion of guests/residents (n=22, 8.2% of all participants). However, in this small cohort it was evident that over the course of a year participants experienced significant improvements in residential stability and living situation, while there was also some evidence to suggest impairments related to substance use also improved. In addition, relative to earlier reports the data indicates some positive trends regarding guests/residents entering the workforce. Due to the small sample size these findings should be interpreted with caution. However, these tentative findings are encouraging, and merit further exploration.

When the Progressive Housing project was compared with other housing projects completed in San Joaquin County for SJCBS clients with SMI it was evident that homes could be made available at a much faster rate relative to renovation and new build projects. Additionally, the initial project costs appeared to be far lower for the Progressive Housing model that relied on utilizing the rental market, rather than projects that center around new construction or

repurposing existing structures. That said, it is important to note that this does not take into consideration ongoing costs, which may be higher for Progressive Housing. Given the scale of the current homelessness evident in San Joaquin County (2,319 individuals were identified as homeless in the 2022 Point-in-Time Survey), a housing model that can be implemented quickly, and with relatively low initial costs, may represent an important path forward to addressing a critical need in the region. However, a shared housing solution may not be appropriate for everyone, and so the broader implementation of some variation of the Progressive Housing model in conjunction with projects that deliver single occupancy units may represent the most appropriate path forward to address the current needs of the community.

## *Conclusion*

The findings indicate that the Progressive Housing Initiative has been highly successful at delivering low-barrier housing for San Joaquin County residents with complex needs in a manner broadly consistent with Housing First principles. SSHH has successfully opened 17 homes meaning they have achieved the target originally outlined in the MHSOAC proposal. Clients who are receiving services report being highly satisfied with the care that they receive, despite the additional restrictions and reductions in services available due to COVID-19. Consistent with the findings from the interim report, the program has been highly successful at engaging a representative sample of the San Joaquin County homeless population, including a representative proportion number of women, Black/African American people, Hispanic/Latinx people, and military veterans. The program is successfully engaging clients who report experiencing complex behavioral health needs, significant functional impairment, and have experienced chronic homelessness that the program was designed to serve. Finally, relative to alternative housing solutions the Progressive Housing model of care is quick to implement with lower initial costs, although ongoing costs may be higher.

In future iterations of the project, more refined selection criteria to identify those most appropriate for a shared home environment, greater support for guests/residents at the point of entry in the program, addressing the challenge of providing ongoing services during the pandemic in a shared home environment, and providing greater occupational support to guests/residents as they progress through the service may represent important modifications to the model. These changes could improve program retention and recovery outcomes for the individuals served.

## References

- Allen, R.S., & Olson, B.D., (2015). Validity of the Adult Needs and Strengths Assessment with Substance Abuse Populations. *Journal of Addition Research and Therapy*, 6(3), 235.
- Aubry, T., Goering, P., Veldhuizen, S., Adair, C. E., Bourque, J., Distasio, J., Tsemberis, S. (2016). A multiple-city RCT of Housing First with Assertive Community Treatment for homeless Canadians with serious mental illness. *Psychiatric Services*, 63(3), 275-281.
- Brown, M., Vaclavik, D., Watson, D. P., & Wilka, E. (2017). Predictors of homeless services re-entry within a sample of adults receiving Homeless Prevention and Rapid Re-Housing program (HPRP) assistance. *Psychological Services*, 14(2), 129-140.
- California Pan-Ethnic Health Network (2015). *Strategic Plan to Reduce Mental Health Disparities*. Retrieved August 27<sup>th</sup>, 2020, from [https://cpehn.org/sites/default/files/crdp\\_strategic\\_plan.pdf](https://cpehn.org/sites/default/files/crdp_strategic_plan.pdf)
- De Wilde, E.F., & Hendriks, V.M. (2005). The Resident Satisfaction Questionnaire: Psychometric properties in a Dutch addict population. *European addiction research*, 11(4), 157-162.
- Hsieh, H. F., & Shannon, S. E. (2005). Three approaches to qualitative content analysis. *Qualitative health research*, 15(9), 1277-1288.
- Gilmer, T. P., Stefancic, A., Sklar, M., & Tsemberis, S. (2013). Development and validation of a Housing First fidelity survey. *Psychiatric Services*, 64(9), 911-914.
- Groton, D. (2013). Are housing first programs effective: A research note. *J. Soc. & Soc. Welfare*, 40(51).
- Gulcur, L., Stefancic, A., Shinn, M., Tsemberis, S., & Fischer, S. N. (2003). Housing, hospitalization, and cost outcomes for homeless individuals with psychiatric disabilities participating in continuum of care and housing first programmes. *Journal of Community & Applied Social Psychology*, 13(2), 171-186.
- HUD (2015). Homeless emergency assistance and rapid transition to housing: Defining “chronically homeless.” Federal Register, 80(233), 75791-75806.
- IBM Corp. Released 2021. IBM SPSS Statistics for Windows, Version 28.0. Armonk, NY: IBM Corp
- Larsen, D.L., Attkisson, C.C., Hargreaves, & W.A., Nguyen, T.D. (1979). Assessment of resident/patient satisfaction: Development of a general scale. *Evaluation and program planning*, 2(3), 197-207.

- Lyons, J.S., & Walton, B.A. (2013). Adult Needs and Strengths Assessment (ANSA): An information integration tool for adults with behavioral health challenges. *Chicago, IL: Buddin Praed Foundation*.
- Nelson, Geoffrey, Ana Stefancic, Jennifer Rae, Greg Townley, Sam Tsemberis, Eric Macnaughton, Tim Aubry et al. "Early implementation evaluation of a multi-site housing first intervention for homeless people with mental illness: a mixed methods approach." *Evaluation and Program Planning* 43 (2014): 16-26.
- Padgett, D. K., Stanhope, V., Henwood, B. F., & Stefancic, A. (2011). Substance use outcomes among homeless residents with serious mental illness: Comparing housing first with treatment first programs. *Community mental health journal*, 47(2), 227-232.
- Pearson, C., Montgomery, A. E., & Locke, G. (2009). Housing stability among homeless individuals with serious mental illness participating in Housing First programs. *Journal of Community Psychology*, 37(3), 404–417.
- Public Policy Institute of California (2018). *California's Future. Housing*. Retrieved August 27<sup>th</sup>, 2020, from <https://www.ppic.org/wp-content/uploads/r-118hjr.pdf>.
- QSR International Pty Ltd. (2018) NVivo (Version 12), <https://www.qsrinternational.com/nvivo-qualitative-data-analysis-software/home>
- San Joaquin County Behavioral Health Services (2006). Mental Health Services Act – Community Services and Supports Plan. Accessed 10/22/2020. Retrieved from: <https://www.sjcbhs.org/MHSA/Documents/Plan%20Section%20B/CSS%20PLAN%201.pdf>
- San Joaquin County Continuum of Care (2019). *The Report on Point-in-Time Count of the Sheltered and Unsheltered Homeless*. Retrieved July 29, 2019, from <http://www.sanjoaquinccoc.org/wp-content/uploads/2019/04/San-Joaquin-Continuum-of-Care-Report-on-the-2019-Point-in-Time-Count.pdf>
- San Joaquin County Continuum of Care (2022). *The Report on Point-in-Time Count of the Sheltered and Unsheltered Homeless*. Retrieved November 4, 2022, from <http://www.sanjoaquinccoc.org/wp-content/uploads/2022/06/PIT-Count-Report-2022-FINAL.pdf>
- StataCorp. 2015. Stata Statistical Software: Release 14. College Station, TX: StataCorp LP.
- Stefancic, A., & Tsemberis, S. (2007). Housing first for long-term shelter dwellers with psychiatric disabilities in a suburban county: A four-year study of housing access and retention. *The Journal of Primary Prevention*, 28(3), 265-279.
- Tsemberis, S. (2012). Housing first: Basic tenets of the definition across cultures. *European Journal of Homelessness*, 6(2), 163-173.
- San Joaquin County Progressive Housing Final Report

Tsemberis, S., & Eisenberg, R. F. (2000). Pathways to housing: Supported housing for street-dwelling homeless individuals with psychiatric disabilities. *Psychiatric Services*, 51(4), 487-493.

Tsemberis, S., Gulcur, L., & Nakae, M. (2004). Housing First, Consumer Choice, and Harm Reduction for homeless individuals with a dual diagnosis. *American Journal of Public Health*, 94(4), 651–656. doi: 10.2105/ajph.94.4.651.

## Appendix I: Housing First Fidelity Assessment

Please select the answer choice that best describes the **housing process and structure** that this program offers its participants (Questions 1-2).

**1.** What percent of participants live in housing that is considered emergency, short-term, transitional, or time limited, in that participants are expected to move when either standardized criteria or individual milestones are met?

0-14%      15-29%      30-44%      45-59%      60-84%      85-100%

**2.** What percent of participants live in scattered-site permanent supported housing, wherein less than 20% of the units are leased by the program?

0-14%      15-29%      30-44%      45-59%      60-84%      85-100%

Please select the answer choice that best describes **how housing and services are related** in this program (Questions 3-4).

**3.** What requirements do program participants have to meet in order to gain access to permanent housing? (**choose all that apply**)

Completion of a period of time in transitional housing, outpatient, inpatient, or residential treatment

Sobriety or abstinence from alcohol and/or drugs

Compliance with medication

Psychiatric symptom stability

Willingness to comply with a treatment plan that addresses sobriety, abstinence, and/or medication compliance

Agreeing to face-to-face visits with staff

Meeting responsibilities of a standard lease

**4. If yes, which of the following provisions does the lease or agreement contain?  
(choose all that apply)**

Provisions regarding adherence to medication, sobriety, and/or a treatment plan

Provisions regarding adherence to program rules such as curfews or overnight guests

Provisions regarding adherence to face-to-face visits with staff

Provisions regarding creating behavioral disturbances with respect to other residents

Please select the answer choice that best describes the **service philosophy** of this program (Questions 5-8).

**5. To what extent do program participants choose the type, sequence, and intensity of services on an ongoing basis?**

Services are chosen by the service provider, with little no input from the participant

Participants have some say in choosing, modifying, or refusing services, although program staff determinations usually prevail

Participants have some say in choosing, modifying, or refusing services, although participant preferences usually prevail

Participants have the right to choose, modify, or refuse services and supports at any time, except one face-to-face visit with staff a week

**6. What are the requirements for participants with serious mental illness (SMI) to take medication or participate in psychiatric treatment such as attending groups or seeing a psychiatrist?**

All participants with SMI are required to take medication and/or participate in treatment

Most participants with SMI are required to take medication and/or participate in treatment, but exceptions are made

Participants with SMI who have not achieved symptom stability are required to take medication and/or participate in treatment

Participants with SMI are not required to take medication and/or participate in treatment

**7. What are the requirements for participants with substance abuse (SA) disorders to participate in SA treatment such as inpatient treatment, attending groups, or counseling with a substance use specialist?**

All participants with SA disorders, regardless of current use or abstinence, are required to participate in SA treatment

Participants with SA disorders who have not achieved a specified period of abstinence must participate in SA treatment

Participants with SA disorders who are currently actively using substances must participate in SA treatment

Participants with SA disorders are not required to participate in SA treatment

**8. What is the program's approach to substance use among participants?**

Participants are required to abstain from alcohol and/or drugs at all times

Participants are required to abstain from alcohol and/or drugs while they are in their residence

Participants are not required to abstain from alcohol and/or drugs, but staff work with participants to achieve abstinence

Participants are not required to abstain from alcohol and/or drugs, but staff work with participants to reduce the negative consequences of use and/or utilize appropriate stage matched interventions

Please select the answer choice that best describes the **service array** of this program (Questions 9-14).

**9. What types of services, if any, are available to participants who are in need of substance use treatment? (choose all that apply)**

Substance use treatment services are not available

Systematic and integrated screening and assessment

Interventions tailored to change readiness

Outreach or motivational interviewing CBT, relapse prevention, or other EBP or Promising Practice (e.g. BRITE)

**10. What types of services, if any, are available to participants who are interested in paid employment opportunities? (choose all that apply)**

Employment services are not available

Vocational assessment

Individualized short-term employment (e.g. day labor)

In-house work experience or sheltered work (e.g. Goodwill)

Community based employment

**11. What types of services, if any, are available to participants who are interested in education? (choose all that apply)**

Educational services are not available

Educational assessment

In house education (e.g. literacy remediation)

Adult school, vocational training, trade school / apprenticeship

Supported education in the community (e.g. community college)

**12. What types of services, if any, are available to participants who are interested in volunteering? (choose all that apply)**

Volunteering services are not available

Volunteering capability and interest assessment

Individualized short-term volunteering

In house volunteer experience or sheltered experience

Community based volunteering

**13.** What types of services, if any, are available to participants who have medical (physical health) issues? (**choose all that apply**)

Medical/physical health services are not available

Screening for medical problems or medication side effects

Managing medication related to physical health

Communicating and coordinating services with other medical providers

Health promotion, prevention, education activities

On-site diagnosis and treatment of physical health conditions

**14.** What types of social integration services, if any, are available to participants? (**choose all that apply**)?

Social integration services are not available

Basic social skills training (e.g., maintaining eye contact, holding a conversation)

Group recreational/ leisure activities (lunches, sporting events, senior center)

One-on-one support for developing social competencies (e.g., help with empowerment, resolving problems with members of social network, establishing trust)

Services to help support or expand participants' social roles (e.g., employee / volunteer, sibling/ parent / grandparent, neighbor)

Support for activities pertaining to citizenship or civic participation (e.g., help with advocacy, voting, community involvement, faith community involvement)

Please select the answer choice that best describes the **team structure/human resources** of this program (Questions 15-16).

**15.** How often do program staff meet to plan and review services for participants?

Program staff meet less than one day a month

Program staff meet 1 day per month

Program staff meet 1 day per week

Program staff meet 2-3 days per week

Program staff meet at least 4 days per week

**16.** To what extent does the program use its team meetings to meet the following functions? (**choose all that apply**)

Conduct a brief, but clinically relevant review of any participants with whom they had contact in the past 24 hours

Conduct a review of the long-term goals of all clients on a regularly scheduled basis

Develop a staff schedule based on participant schedules and emerging needs

Discuss need for proactive contacts to prevent future crises

Review previous staff assignments for follow through

## Appendix II: Qualitative Interview Guides

### *Interview Guides for Guests/Residents*

#### Introductory Questions:

- How long have you been a guest/resident at one of the Progressive Housing homes?
- What was your housing situation immediately before staying in one of the Progressive Housing homes?
- What level home do you currently live in?

#### Questions Specific to the Housing Model:

- What has your experience been of living in the homes at each level?
  - Were there any levels where you found it easier or harder to manage?
- Have you ever switched levels during your stay at a Progressive Housing home?
  - If so, did you move to a new house, or did the rules of the home itself change?
    - What was that experience like for you?
- If you have had to move homes during your stay in the Progressive Housing system, did you find that move easy or difficult?
  - Was there anything that made it harder to manage?
  - Was there anything that made it easier to manage?
  - What type of changes could be made to make it easier in the future?
- Have you had new residents move into a home in which you have stayed?
  - Was having a new resident easy or difficult to manage for you as an existing resident?
  - What kind of changes could be made to make it easier for the existing residents in the future?
- When it's time to move to the next level of housing, would you prefer it if you moved to a new home, or if the whole house together moved up to the new level?
  - Why?
- What has your relationship been like with the other residents?
  - Do you think having a good relationship with the other residents is important, or unimportant? Why?
    - Have your relationships with other residents made it easier or harder to adjust to your living situation?
    - Has having relationships made it easier or harder to achieve your treatment or life goals?
  - Can you think of any changes might help improve the relationships between residents?

#### Acceptability/Challenges/Solutions to living in PH model:

- What are some of the things you like about this Progressive Housing system?
- Is there anything you dislike about this housing system?

- If so, what?
- What has been helpful for you in adjusting to this new living situation?
  - [Refer back to previous living situation as appropriate]
- What have been some of the biggest challenges you have had to deal with while living in these homes?
  - If so, has there been anything that has helped you overcome these challenges?
  - Did anything make it harder to overcome these challenges?

Safety:

- What has your experience of safety or lack of safety been like since moving into these homes?
  - What, if anything, has made you feel safe?
  - What, if anything has made you feel unsafe?
  - What, if anything, would you change to make it feel more safe living in these homes?

Questions about House Leaders:

[FIRST: EMPHASISE ANONIMITY. THIS WILL NOT BE COMING BACK TO THE HOUSE LEADER. ALSO, THIS IS NOT NECESSARILY A CRITIQUE OF THE HOUSE LEADER THEMSELVES, BUT MORE ABOUT UNDERSTANDING IF THE ROLE IS HELPFUL/UNHELPFUL, AND IF THERE IS ANYTHING THAT CAN BE DONE TO MAKE THE ROLE MORE HELPFUL TO ADDRESS YOUR PARTICULAR NEEDS]

- Have there been any advantages to having a peer in the House Leader role in the house?
  - If so, what?
- Have there been any disadvantages to having a peer in the House Leader role in the house?
  - If so, what could be done to help address these disadvantages?
- What other changes that could be made to the House Leader role that could better help you achieve your goals?

Final Questions:

- Are there any other important issues about living in this housing system that we haven't discussed?
- Do you have any final thoughts about how the experience of living in this housing system could be improved?

## *Interview Guide for House Leaders*

### Introductory Questions:

- How long have you been a House Leader at one of the Progressive Housing homes?
- Prior to being a House Leader, did you stay in one of the Progressive Housing homes as a guest/resident?
- What level home do you currently live in?
- Have you been a House Leader for a home at any other level?
- Have any of the homes you have led switched levels?

### Questions Specific to being the House Leader:

- What made you decide to be a House Leader?
- Do you think having a house leader in the home plays any role in resident's recovery?
- Have you had any experience going through recovery?
  - IF YES: How has being a House Leader impacted your recovery (be it good or bad)?
    - If there have been challenges, what, if anything, have you found helpful to deal with them?
- Have you previously been a guest or resident of this program?
  - If yes: Has the increased responsibility of being a House Leader, as opposed to resident been easy or difficult to handle?
  - What might be done to make the role easier to manage?
- What do you think makes it easier or harder for the new resident to adjust to the new home?
- What do you think makes it easier or harder for the existing residents to adjust to living with the new resident?
- What is the relationship between you and the other residents in the home like?
  - Do think this this relationship impacts their recovery in any way? If so, how?
- From what you have seen, what have the relationships been like between the residents in the homes you have led?
  - In what way do these relationships impact resident's recovery?
  - What types of things might help improve the relationship between the residents?

### Acceptability/Challenges/Solutions to living in PH model:

- What, if anything, do you like about this Progressive Housing system?
- What, if anything, would you improve in the program?

### Safety:

- Have you felt safe or unsafe living in these homes?
  - Has there been anything that has made you feel more or less safe?
  - Do you think the other residents feel safe?
  - Is there anything that could be changed to make the home feel safer?

### Final Questions:

- Are there any other important issues about being a House Leader in this housing system that we haven't discussed?
- Do you have any final thoughts about how the experience of being a House Leader could be improved?

## Appendix III: SJCBHS Baseline Data Collection Tool

### Progressive Housing Program Data Collection Tool (6/25/20)

**INTERVIEWER: Statements/questions in bold text below are questions and/or verbal prompts that should be used as close to verbatim as reasonably possible. Unless otherwise noted, all questions pertain to the individual's status at the time of interview.**

- 1) Unique Identifier (Number provided only upon placement at SSHH house): \_\_\_\_\_  
\_\_\_\_\_
- 2) Housing Start Date (Date individual is actually placed at a SSHH house): \_\_\_\_\_
- 3) **What is your full name?:** \_\_\_\_\_
- 4) BHS Medical Record # (if applicable): \_\_\_\_\_
- 5) Case Manager (if applicable): \_\_\_\_\_
- 6) **What is your age?:** \_\_\_\_\_
- 7) **Are you currently participating in any type of educational or vocational support program to help you with school or get a job?**  
 YES \_\_\_\_ NO \_\_\_\_  
 If "YES": Month and year (best estimate is okay) participation in education or vocational support program began:  
 \_\_\_\_\_/00/\_\_\_\_\_
- 8) **Are you currently participating in any type of substance use disorder (SUD) treatment?**  
 YES \_\_\_\_ NO \_\_\_\_  
 If "YES", Month and year (best estimate is okay) SUD treatment participation began:  
 \_\_\_\_\_/00/\_\_\_\_\_

- 9) **Do you currently have or have you ever been given a substance use disorder diagnosis?**

YES \_\_\_\_ NO \_\_\_\_

If "YES", **If you can recall, what was your most recent substance use disorder diagnosis was?** Enter stated primary diagnosis below:

---

If "NO" or the individual cannot recall, verify in CG. If history is present, take the primary substance use disorder SUD diagnosis from the following sources, in the order listed:

- a. Most recent CG psychiatrist note
- b. Most recent Adult Assessment
- c. Most recent Crisis Screening

If "NO" or the individual does not know or is unable to recall, but a substance use disorder diagnosis is suspected and there is no information from one of the sources above, enter "F19.00, Unspecified Other (or Unknown) Substance-Related Disorder"

- 10) If individual has a history of or is currently using substances, **"What's your drug or substance of choice?"** Alternate question if individual has a difficult time answering: **"If all the substances you've ever used were on a table in front of you, and you could only choose one, which one would you choose?"** \_\_\_\_\_

- 11) **Are you currently or have you ever participated in outpatient mental health services before?** Participation is defined as opened to BHS Outpatient Case Management services and having attended at least one psychiatric appointment. If services were provided in SJC, verify in CG before completing. If outside of County, rely on individual's self-report:

YES \_\_\_\_ NO \_\_\_\_

If "YES": Month and year of opening to BHS Outpatient Case Management services. If services were provided in SJC, verify in CG before completing. If outside of County, best estimate is okay:

\_\_\_\_\_/00/\_\_\_\_

- 12) **Do you currently have a BHS Case Manager?** Verify in CG, if needed.

YES \_\_\_\_ NO \_\_\_\_

If "YES", **Do you know which program?** \_\_\_\_\_ (Staff member: if individual is unsure, verify in CG, and/or consult with a Supervisor or Manager. Please note that not all programs qualify as BHS Case Management services.)

**13) Do you currently have, or have you ever been given a mental health diagnosis?**

YES \_\_\_\_ NO \_\_\_\_

If "YES": **If you can recall, what your most recent mental health diagnosis was?** Enter stated diagnosis/diagnoses below:

---

If "NO" or the individual cannot recall, verify in CG. If history is present, take the primary mental health diagnosis from the following sources, in the order listed:

- a. Most recent CG psychiatrist note
- b. Most recent Adult Assessment
- c. Most recent Crisis Screening

If "NO" or the individual does not know or is unable to recall, but a mental health diagnosis is suspected and there is no information from one of the sources above, or if services were in another County, enter: "R69, Diagnosis Deferred"

**14) Do you currently have Medi-Cal benefits? YES \_\_\_\_ NO \_\_\_\_**

If "YES", **Do you have your Medi-Cal card with you, or can you remember what year you first received Medi-Cal benefits?** If the individual can remember the year, but not the month, help them narrow it down by asking if they recall what season it was (i.e. winter, spring, summer, fall). The best estimate is better than nothing.

Month and year (best estimate is okay) Medi-Cal Benefits began:

\_\_\_\_/\_\_\_\_/\_\_\_\_

**15) Do you currently have reasonably easy access to these documents? If you don't, this will not affect your ability to participate in the Progressive Housing program:**

- a. **IDENTITY: A birth certificate, paycheck, driver license, U.S. passport, U.S. military ID, school records, State ID, or Indian Native Tribal documents?**

YES \_\_\_\_ NO \_\_\_\_

- b. **SOCIAL SECURITY NUMBER: A social security card, Medicare card, or Award Letter?**

YES \_\_\_\_ NO \_\_\_\_

- c. **IMMIGRATION STATUS: If applicable, Immigration and Naturalization Service documents to verify your immigration status?**

YES \_\_\_\_ NO \_\_\_\_

- d. **RESIDENCE: A California driver's license or Identification Card, utility bill, rent receipt, mortgage receipt, check stub, any official document showing a California address to provide your state residency?**

YES \_\_\_\_ NO \_\_\_\_

- e. **INCOME: Recent pay stubs, a signed statement from an employer, a copy of tax returns, or bank statements?**

YES \_\_\_\_ NO \_\_\_\_

- f. **UNEARNED INCOME: A recent Cost-Of-Living Increase Notice or Award Letter from Social Security, a current bank statement and copy of a current Social Security check, or a statement signed by a person who has provided you with unearned income?** YES ☐ NO ☐
- g. **RESOURCES: If you have assets such as a checking or savings account, life insurance policy, trust, or other property, do you have documents that prove their value?**  
N/A ☐ YES ☐ NO ☐

### POINT OF FIRST CONTACT CANSA ITEMS

Unless otherwise noted, base your ratings on the 30 days prior to interview. For each item, circle the number of one response item that best captures the individual's status and/or history, as appropriate.

**"The following section involves answering some questions that give us an idea of what areas of life you might be struggling in, and how, should you participate in it, the Progressive Housing Program might best support you."**

#### 1) CRIMINAL/DELINQUENT BEHAVIOR

**Within the last 30 days, even if you weren't caught or arrested, have you engaged in any behavior that could have resulted in police involvement or arrest? Have you ever been arrested?**

- 0** No evidence of any needs. No evidence or no history of criminal/delinquent behavior.
- 1** Requires monitoring, watchful waiting, or preventive action. This may have been a risk behavior in the past. History or suspicion of criminal/delinquent behavior, but none in the recent past. Status offenses would generally be rated here.
- 2** Action or intervention is required to ensure the identified need is addressed. Currently engaged in criminal/delinquent behavior (e.g., vandalism, shoplifting, etc.) that puts individual at risk.
- 3** Intensive and/or immediate action is required to address the need or risk behavior.

Serious recent acts of delinquent activity that place others at risk of significant loss or injury, or place individual at risk of adult sanctions. Examples include car theft, residential burglary, and gang involvement.

2) SUBSTANCE USE

**Have you or anyone else ever had concerns about your own alcohol or substance use? Have you ever been arrested or hospitalized due to anything related to your alcohol or substance use? Have you ever participated in a recovery program for drugs or alcohol?**

- 0** No current need; no need for action or intervention. Individual has no notable substance use difficulties at the present time.
- 1** Identified need requires monitoring, watchful waiting, or preventive activities. Individual has substance use problems that occasionally interfere with daily life (e.g., intoxication, loss of money, reduced work/school performance, parental concern). History of substance use problems without evidence of current problems related to use is rated here.
- 2** Action or intervention is required to ensure the identified need is addressed; need is interfering with individual's functioning. Individual has a substance use problem that consistently interferes with the ability to function optimally, but does not completely preclude functioning in an unstructured setting.
- 3** Problems are dangerous or disabling; requires immediate and/or intensive action. Individual has a substance use problem that represents complications to functional issues that may result in danger to self, public safety issues, or the need for detoxification of the individual.

3) RESIDENTIAL STABILITY

**What is your current living situation? How many times have you moved in the last year?**

- 0** No current need; no need for action or intervention. Individual has stable housing for the foreseeable future.
- 1** Identified need requires monitoring, watchful waiting, or preventive activities. Individual has relatively stable housing, but has either involuntarily moved in the past three months or there are indications housing problems could arise at some point within the next three months.

- 2 Action or intervention is required to ensure the identified need is addressed; need is interfering with individual's functioning. Individual has moved multiple times in the past year. Housing is unstable.
- 3 Problems are dangerous or disabling; requires immediate and/or intensive action. Individual has experienced periods of homelessness in the past six months.

4) SOCIAL FUNCTIONING (INTERVIEWER: Do you feel that the individual can act appropriately in social settings?)

**Would you say that you get along with others easily, or do you find yourself frequently having disagreements, or getting into arguments with others?**

- 0 No current need; no need for action or intervention. No evidence of problems and/or individual has developmentally appropriate social functioning.
- 1 Identified need requires monitoring, watchful waiting, or preventive activities. There is a history or suspicion of problems in social relationships. Individual is having some difficulty interacting with others and building and/or maintaining relationships.
- 2 Action or intervention is required to ensure the identified need is addressed; need is interfering with functioning. Individual is having some problems with social relationships that interfere with functioning in other life domains.
- 3 Problems are dangerous or disabling; requires immediate and/or intensive action. Individual is experiencing significant disruptions in social relationships. Individual may have no friends, have constant conflict in relations with others, or have maladaptive relationships with others. The quality of the individual's social relationships presents imminent danger to the individual's safety, health, and/or development.

5) SLEEP

**About how many hours do you sleep each night? Do you have trouble falling asleep, staying asleep, or waking up early? Do you often find yourself sleepy during the day?**

- 0 No current need; no need for action or intervention. Individual gets a full night's sleep each night.
- 1 Identified need requires monitoring, watchful waiting, or preventive activities. Individual has some problems sleeping. Generally, individual gets a full night's sleep but at least once a week problems arise. This may include occasionally awakening, bed wetting, or having nightmares.

- 2 Action or intervention is required to ensure the identified need is addressed; need is interfering with individual's functioning. Individual is having problems with sleep. Sleep is often disrupted and individual seldom obtains a full night of sleep.
- 3 Problems are dangerous or disabling; requires immediate and/or intensive action. Individual is generally sleep deprived. Sleeping is almost always difficult and the individual is not able to get a full night's sleep.

6) ACTIVITIES OF DAILY LIVING (INTERVIEWER: Does the individual appear to be able to take care of themselves?)

**How do you get the basic things you need, such as food, clothing, and hygiene supplies? Are you able to cook your own meals and clean your own living area? Do you have any difficulty with toileting, including making it to the restroom on time or cleaning up after yourself if you aren't able to?**

- 0 No current need; no need for action or intervention. No evidence of problems with activities of daily living. The individual is fully independent across these areas, as developmentally appropriate.
- 1 Identified need requires monitoring, watchful waiting, or preventive activities. Mild problems with activities of daily living. The individual is generally good with such activity, but may require some verbal prompting or support to complete some specific developmentally appropriate activities.
- 2 Action or intervention is required to ensure that the identified need is addressed; need is interfering with individual's functioning. Moderate problems with activities of daily living. The individual has difficulties with developmentally appropriate activities. For example, they may require assistance (physical prompting) on self-care task or attendant care on a single self-care task (e.g., eating, bathing, dressing, or toileting).
- 3 Problems are dangerous or disabling; requires immediate and/or intensive action. Severe problems with activities of daily living. The individual requires significant and consistent support to complete developmentally appropriate activities such as eating, bathing, dressing, toileting.

7) TRANSPORTATION

**Do you have your own transportation? Do you use public transportation? If not, what keeps you from using public transportation? How do you get to the places you need to go?**

- 0** No current need; no need for action or intervention. Individual has no transportation needs. Individual is able to get to appointments, school/work, activities, etc.
- 1** Identified need requires monitoring, watchful waiting, or preventive activities. Individual has occasional transportation needs. Individual's difficulties getting to appointments, school/work, activities, etc. do not significantly impact the individual's participation in these activities.
- 2** Action or intervention is required to ensure the identified need is addressed; need is interfering with functioning. Individual has frequent transportation needs – getting to appointments, school/work, activities, etc. – which impact the individual's ability to consistently participate in these activities. The individual needs assistance and access to transportation resources, which may include a special vehicle (such as a bus or modified vehicle).
- 3** Problems are dangerous or disabling; requires immediate and/or intensive action. Individual has no access to appropriate transportation and is unable to get to appointments, school/work, activities, etc. Individual needs immediate intervention and development of transportation resources, which may include a special vehicle (such as a bus or modified vehicle).

8) LIVING SITUATION (INTERVIEWER): If the individual has been in respite, brief detention/jail, and brief medical and psychiatric hospitalization for the last 30 days, based on current presentation, consider what the individual's behavior would likely have been in a community setting.)

**How have you managed your living situation within the last month? What's the most difficult part of how, where, or who you are living with now?**

- 0** No current need; no need for action or intervention. No evidence of problem with functioning in current living environment. Individual and caregivers feel comfortable dealing with issues that come up in day-to-day life.
- 1** Identified need requires monitoring, watchful waiting, or preventive activities. Individual experiences mild problems with functioning in current living situation. Caregivers express some concern about individual's behavior in living situation, and/or individual and caregiver have some difficulty dealing with issues that arise in daily life.
- 2** Action or intervention is required to ensure the identified need is addressed; need is interfering with individual's functioning. Individual has moderate to severe problems with functioning in current living situation. Individual's difficulties in maintaining appropriate behavior in this setting are creating significant problems

for others in the residence. Individual and caregivers have difficulty interacting effectively with each other much of the time.

- 3** Problems are dangerous or disabling; requires immediate and/or intensive action. Individual has profound problems with functioning in current living situation. Individual is at immediate risk of being removed from living situation due to problematic behaviors.

9) MEDICAL/PHYSICAL

**Do you have any medical or health issues that limit your physical abilities? If so, how much would you say these limitations interfere with your ability to do the things you want and need to on a daily basis?**

- 0** No current need; no need for action or intervention. No evidence of medical or physical health problems. Caregiver is generally healthy.
- 1** Identified need requires monitoring, watchful waiting, or preventive activities. There is a history or suspicion of, and/or caregiver is in recovery from, medical/physical problems.
- 2** Action or intervention is required to ensure the identified need is addressed; need is interfering with functioning. Caregiver has medical/physical problems that interfere with their capacity to provide care for the individual.
- 3** Problems are dangerous or disabling; requires immediate and/or intensive action. Caregiver has medical/physical problems that make providing care for the individual impossible at this time.

## Appendix IV: The Client Satisfaction Questionnaire (CSQ-8)

Please help us improve our program by answering some questions about the services you have received. We are interested in your honest opinions, whether they are positive or negative. Please answer all of the questions. We also welcome your comments and suggestions. Thank you very much; we really appreciate your help.

**Circle your answer:**

**1. How would you rate the quality of service you have received?**

4	3	2	1
Excellent	Good	Fair	Poor

**2. Did you get the kind of service you wanted?**

1	2	3	4
No, definitely	No, not really	Yes, generally	Yes definitely

**3. To what extent has our program met your needs?**

4	3	2	1
Almost all needs met	Most needs met	Only few needs met	No needs met

**4. If a friend were in need of similar help, would you recommend our program to him or her?**

1	2	3	4
No, definitely not	No, I don't think so	Yes, I think so	Yes, definitely

**5. How satisfied are you with the amount of help you have received?**

1	2	3	4
Quite dissatisfied	Mildly dissatisfied	Mostly satisfied	Very satisfied

**6. Have the services you received helped you to deal more effectively with your problems?**

4	3	2	1
They helped a great deal	Yes, they helped	No, they didn't help	They make things worse

**7. In an overall general sense, how satisfied are you with the service you have received?**

4	3	2	1
Very satisfied	Mostly satisfied	Mildly dissatisfied	Quite dissatisfied

**8. If you were to seek help again, would you come back to our program?**

1	2	3	4
No, definitely not	No, I don't think so	Yes, I think so	Yes, definitely

**EHR Multi-County Innovation (INN) Project**  
**(DRAFT for 30 Day Public Comment)**  
**Appendix and Budget Template – Guidelines**

**APPENDIX: SAN JOAQUIN COUNTY**

1. **COUNTY CONTACT INFORMATION** (*who is your Project Lead, as provided to CalMHSA*):

- **Primary Project Lead- Angelo Balmaceda, MHSA Coordinator –**  
[abalmaceda@sjcbhs.org](mailto:abalmaceda@sjcbhs.org)
- **Secondary Project Lead– Terrance Massey, Deputy Director of Administration**  
– [tmassey@sjcbhs.org](mailto:tmassey@sjcbhs.org)
- **Information Systems (I.S.) Project Leads -**
  - **Robert Morris –** [rmorris@sjcbhs.org](mailto:rmorris@sjcbhs.org)
  - **Edison Chalabi –** [echalabi@sjcbhs.org](mailto:echalabi@sjcbhs.org)

2. **KEY DATES:** (*Include actual dates and/or expected dates, as per your local timeline*)

Local Review Process	Dates
30-day Public Comment Period (begin and end dates)	8/22/2022 – 9/21/2022
Public Hearing by Local Mental Health Board	9/21/2022
County Board of Supervisors' Approval	Anticipated 10/4 or 10/18

This INN Proposal is included in: (*Check all that apply*)

	Title of Document	Fiscal Year(s)
	MHSA 3-Year Program & Expenditure Plan	
X	MHSA Annual Update	<i>Revised MHSA Plan (Mid-Year Adjustment to 22-23 Annual</i>

		<i>Update), currently in 30 day Public Comment</i>
	Stand-alone INN Project Plan	

**3. DESCRIPTION OF THE LOCAL NEED(S)** *(Include specifics from your local MHSA community program planning process (CPPP), e.g., comments about your current EHR system, suggestions from stakeholders, e.g. County staff, contracted providers, system partners, clients, family members and other interested parties. Include challenges meeting current and future reporting requirements and business needs, past efforts to address local needs, etc.)*

- BHS hosted three community stakeholder meetings to present the INN Project and receive feedback.
  - MHSA Consortium of Providers (CBO's), Consumer/Family Member Stakeholders (Zoom) – August 3, 2022 – 3pm
  - BHS Managers and Supervisors Meeting (Zoom)– August 9, 2022 – 10am
  - BHS Behavioral Health Board Meeting (In-Person)– August 17, 2022 – 5pm
- All community discussion groups began with key questions related to our current EHR System.
  - How many attendees utilize BHS Electronic Health Records?
  - What Challenges exist with the current BHS EHR?
  - What Improvements can be made to enhance user experience? Consumer and Family Member Experience? Contractor Experience?
  - What other systems do you utilize to document consumer/client information or to generate reports for quarterly data reports/outcomes?
- During the meetings, stakeholders expressed the following challenges with our current EHR System:
  - “No Continuity throughout the state of CA, causes issues when we try to treat a client from another county”
  - “Is not user friendly”
  - “EHR does not communicate across programs”
  - “SUD and MH are separate records”
  - “Modules in Sharecare are not utilized and/or underutilized”
  - “There is no connection to the county’s Health Information Exchange”

- “Minimal organization of the different types of documents (i.e. assessments, notes, ROI’s are all on one list, rather than separate tabs) requires you to look through so much information just to find one specific thing.”
  - “Note taking and toggling within systems are time consuming and take away from time spend directly with our consumers”
- Consumer/Family Members feedback and suggestions:
  - “Having a portal for clients/consumers to access their own information, similar to large physical health care organizations like Kaiser that give patients access to their health information”
  - “Consumer and Family Member Portal connection to review treatment and problem lists to enhance consumer experience and prepare for appointments”
  - “Portal to allow for communication with Peer Specialist, Clinician, Case Managers and/or Psychiatrist when needed, similar to email communication with physical health doctors, nurses and specialists in the larger physical health world”
- Contractors/CBO and Staff feedback and suggestions:
  - “Contractors would like a system that is inclusive of reporting, a one stop shop to gather and report outcomes, data, etc. “
  - “Contractors/CBO’s utilize multiple platforms, applications and software to compile quarterly reports – Would like to see reports created in one software so that information is funneled into one space.”
  - “Unifying all data so that it’s easy to create reports from one user-friendly EHR”
- Additional feedback was provided through a SurveyMonkey Survey in which 122 respondents replied and offered various feedback in improvement of our EHR Systems.
  - Full integration and portability of systems including android and apple application access for consumers/family members
  - Link Health Information Exchange system into new EHR system so that staff and consumers can have access across the county.
  - Speed of systems are very slow and rely on local server to access information rather than a cloud based system. There is a lot of time spent trying to get things to load and save that could be spent with clients
  - Improved CalOMS reporting, easier share of costs reporting, better fiscal and service reports. It would be nice if all of the reports matched when you run them, they do not now with our current EHR system
  - Need a system that is user friendly, this is the least user friendly system out there. Not all documentation is included, mental status in a check box version would be great, risk assessments in the system would be nice to also include safety planning options

- Sequentially required forms to be loaded or available. Integrate new CalAIM Problem list as part of the clinical record, not a separate item in the database.
- Increase the number of templates for PTs and RNs. Include Medical ROI's on the front page, add a lab work template
- I believe the system would benefit from a smoother interface and not too many drop down options
- Sharecare and Gateways are choppy and can have different information at different times. Have a system that is one program that could be helpful, combining the functions as there is always confusion between the Clinics and Administration functions. Create an Audit Function.
- Login issues have occurred for contractors utilizing our EHR System. Slow connectivity and drop off of system throughout note-taking process for the contractors and needing to re-enter information repeatedly
- EHR should talk with our billing system. We should never have to fill out a paper form and data entry for them to put into Sharecare. Everything should be updated via one EHR, diagnosis, openings, authorizations, updating client information, etc.
- Increase operability and make it easier to find an ROI or specific service. Billing and services are generated with using a fine tooth comb. Increase functionality across systems
- Finding a new system that combines all of the systems of care under one EHR.
- Forms that pre-populate demographic information and other known information
- Additional IS support should one or more the systems go down, specifically for evenings or weekends.
- Mobile devices that could connect to an EHR specifically for programs like MCST (Mobile Crisis Support Team) and or other teams that are in the field who can better use time to document while traveling back & forth from services provided to a consumer
- Creating a portal system in which consumer/family members have the ability to access information on their health status, problem lists, aftercare, follow-up appointments and an application that will allow for ease of communication between provider and consumer through the portal system.
- Additional themes generated from survey responses:
  - Connectivity and Ease of Use
  - Consumer/Family Member Portal Interface
  - Simple and Intuitive Platform
  - IS Help Desk that is quick to respond – 24 hour Access
  - System that connects and integrates with other counties across California

- Continuous updates from billing system to the clinical EHR so that reports are accurate for caseload monitoring

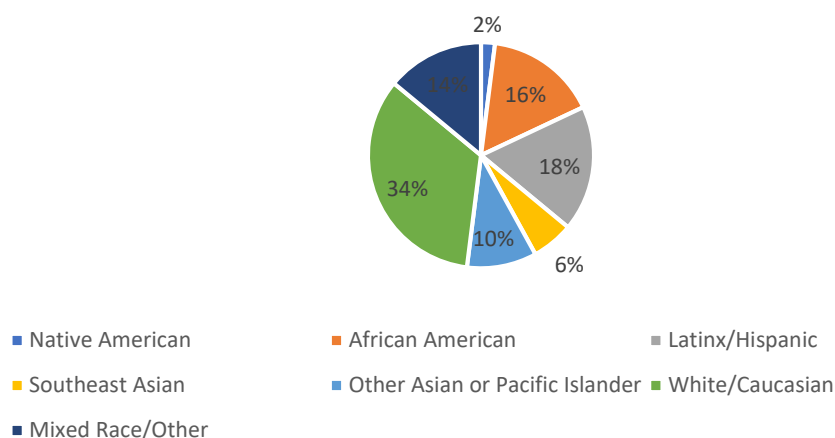
**4. DESCRIPTION OF THE RESPONSE TO LOCAL NEED(S) AND REASON(S) WHY YOUR COUNTY HAS PRIORITIZED THIS PROJECT OVER OTHER CHALLENGES IDENTIFIED IN YOUR COUNTY** *(Include information describing what your County hopes to achieve by participating in the INN project, referencing the learning goals included at the end of the "Project Brief" document.)*

- As with many counties across California, BHS and Community Partners are uniquely situated to participate in this Multi-County INN project. Stakeholders across our system have expressed deep concern on the volatile and antiquated EHR system that is currently utilized. Stakeholders have prioritized this project to improve and enhance the EHR system to meet the needs of the provider and consumer community alike. With this unique multi-county collaborative, San Joaquin County will gain an opportunity to provide continuous feedback through system end-users, providers, contractors, consumer/family member staff and recipients of care. This broad stakeholder group will serve as an essential feedback loop to program design, system design and evaluation alike. BHS hopes to achieve the following learning goals in participation with this INN Project:
  - Using a Human Centered Design approach, identify design elements of a new Enterprise Health Records to improve our local behavioral health workforce's job effectiveness, satisfaction, and retention
  - Implement a new EHR this is more efficient to use, resulting in a 30% reduction in time spent documenting services, thereby increasing the time spent providing direct care
  - Implement a new EHR that facilitates a client-centered approach to service delivery, founded upon creating and supporting a positive therapeutic alliance between the service provider and the client.

**5. DESCRIPTION OF THE LOCAL COMMUNITY PLANNING PROCESS** *(Describe the County's CPPP for the Innovative Project, encompassing inclusion of stakeholders, representatives of unserved or under-served populations, and individuals who reflect the cultural, ethnic, and racial diversity of the County's community. Include details of stakeholder meetings, i.e. number and demographics of participants, community groups and system partners, methods of dissemination of information about the proposed project and comments received regarding the INN project.)*

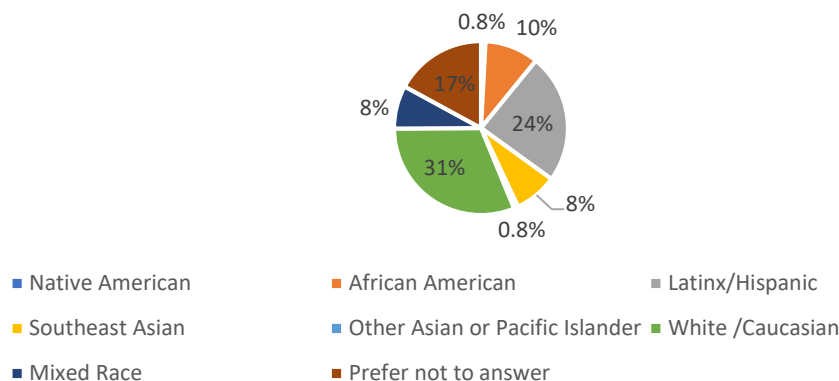
- BHS recognizes the meaningful relationship and involvement in the MHSA Process and related behavioral health system. A partnership with constituents and stakeholders is key to the CPPP. BHS hosted three community stakeholder meetings to present the INN Project and receive feedback.
  - MHSA Consortium of Providers (CBO's), Consumer/Family Member Stakeholders – August 3, 2022 – 3pm
  - BHS Managers and Supervisors Meeting – August 9, 2022 – 10am
  - BHS Behavioral Health Board Meeting – August 17, 2022 – 5pm
- Stakeholder participation was tracked through Zoom chat and completed anonymous demographic SurveyMonkey links. Stakeholder participants were demographically diverse and included representatives of unserved and underserved populations. The community meetings had participation by 75 individuals, 60% of whom self-identified as a consumer or as a family member of a consumer. The majority of participants identified as adults ages 26-59, 24% were older adults over 60 years of age, and 6% were transitional aged youth ages 18-25.
- Community discussion groups were also attended by individuals representing the following stakeholder groups:
  - Consumer Advocates/Family Members
  - Community-Based Organizations
  - Substance use disorder treatment providers
  - Children and Family Services
  - K-12 Education Providers
  - Veterans Services
  - Senior Services
  - Law Enforcement
  - Health Care Providers
  - County Behavioral Health Department Staff
- A diverse range of individuals from racial and ethnic backgrounds attended the community discussions. Similar to the County's demographic breakdown and those BHS provides services to, no one racial or ethnic group comprised a majority of participants.

### Race/Ethnicity of Community Meeting Participants August 2022



- All community discussion groups began with key questions related to our current EHR System.
  - How many attendees utilize BHS Electronic Health Records?
  - What Challenges exist with the current BHS EHR?
  - What Improvements can be made to enhance user experience? Consumer and Family Member Experience?
  - What other systems do you utilize to document consumer/client information or to generate reports for quarterly data reports/outcomes?
- Community discussion groups were led by Angelo Balmaceda, MHSA Coordinator. A Powerpoint was presented on the CalMHSA's Multi-County EHR Project. Feedback was documented via minutes and through the Zoom chat box.
- In addition to the three meetings, BHS distributed an MHSA Stakeholder SurveyMonkey Survey to provide feedback on our current BHS-EHR systems (Clinician's Gateway and Sharecare) to the MHSA Stakeholder email listing and BHS and Contractor Staff email listing

### Self-Reported Race and Ethnicity of INN Project SurveyMonkey Respondents - August 2022



- There were 122 respondents from the survey which represent a broad range of BHS staff, contract providers, community members and consumer and family members.
  - 16% of respondents represent as a peer specialist or identify as a Consumer and/or Family Member
  - 91% of respondents use one more of our BHS Electronic Health Records Systems
  - 27% of respondents believed that our Sharecare System Needs Improvement while, 28% rated it fair
  - 26% of respondents believed that Clinician's Gateway needs improvement while 22% rated it fair.
  - More than 41% of respondents say they spend more than 40% of work time to document in our current EHR Systems.
- A 30 day public comment period will commence on Monday, 8/22/22 with the release of San Joaquin County's Revised (DRAFT) 2022-23 MHSA Annual Update to include this draft appendix, associated INN Budget summary and INN Project description.
- A Public Hearing is scheduled at the next San Joaquin County Behavioral Health Board on Wednesday, 9/21/22 to finalize the 30 day public comment period.
- A final draft will be presented for approval to San Joaquin Board of Supervisors at the next available meeting, (10/4/22 or 10/18/22).

- **Sustainability Plan** - BHS anticipates an additional \$2,122,781 from CFTN Funds to round out investment in this project for Years 6 & 7.

**6. CONTRACTING** *(What project resources will be applied to managing the County's relationship to the contractor(s)? How will the County ensure quality as well as regulatory compliance in these contracted relationships?)*

- **Organizational Management:**
  - MHSA Coordinator will serve as Lead Contact for the EHR INN Project.
    - Experienced in stakeholder engagement and chairs various stakeholder system committees such as: MHSA Consortium of Providers & Community Stakeholders and the BHS Cultural Competency Committee.
    - Manages the MHSA 3 Year Plan and Annual Update Community Planning Process annually and additional stakeholder engagement projects as needed.
  - Deputy Director of Administration will serve as Alternate Contact for the INN Project.
    - Oversees Administrative Programs for BHS
  - Two Department Information Systems Analysts will serve as IS Project Leads for EHR INN Project.
    - I.S. professionals that are experienced in our current EHR systems and overall I.S. technology and have led system-wide projects through our I.S. Department.
  - Management Analyst III and Accountant III will provide direct feedback for platform upgrades/changes and analysis for the Finance/Billing department to insure proper integration through the Medi-Cal billing system.
- **Contract Monitoring:**
  - Ongoing contract monitoring and quality control is undertaken through the contract monitoring team at BHS, per protocols outline by the organization. Protocols include comprehensive contract review and auditing protocols.
  - BHS contract monitoring is a year-long process of evaluating a contract's performance based on measurable deliverables and verifying contractor compliance with term and conditions of the contract with the County. The purposes of the monitoring are to 1) improve program performance, thereby mitigating program inefficiencies; 2) evaluate contractor performance controls to ensure there is a reliable basis for validating service deliverables; 3) to assure that

the financial documentation is adequate and accurate; 4) and review compliance with applicable regulatory requirements.

**7. COMMUNICATION AND DISSEMINATION PLAN** *(Describe how you plan to communicate results, newly demonstrated successful practices, and lessons learned from your INN Project. How do you plan to disseminate information to stakeholders within your County and (if applicable) to other Counties? How will program participants or other stakeholders be involved in the communication efforts?)*

- Upon approval of the INN project, the MHSA Coordinator will create an EHR Community Stakeholder group. Stakeholders engaged in the EHR Community Stakeholder Group may include: staff, providers, consumers, and family members. The stakeholder group will play a critical role to serve as an essential feedback loop to program design, system design and evaluation alike.
  - The EHR Community Stakeholder Group will be included as a subcommittee to the MHSA Consortium of Providers & Community Stakeholders to solidify commitment to the stakeholder process. The subcommittee will be scheduled on the agenda on a monthly basis to provide ongoing progress and quarterly feedback from the larger stakeholder committee.
- BHS will work with CalMHSA and its program partners to disseminate information regarding the EHR Multi-County Innovation Project to local stakeholders and counties. In general, communication pertaining to evaluation findings, or the publication of research studies will occur through the following steps:
  - BHS will post a public announcement to the MHSA Stakeholder e-mailing list and associated stakeholder body listserv with a link to the BHS Website (<https://www.sjcbhs.org/index.aspx>).
  - MHSA Coordinator and/or program staff will provide annual presentation to stakeholder committees (Behavioral Health Board, MHSA Consortium of Providers (CBO's), Consumer/Family Member Stakeholders & Quality Assessment and Improvement Council) on progress of the innovation project.
  - BHS will partner with CalMHSA to further expand and provide related reports to social media outlets to announce findings and direct subscribers to the report.

**8. COUNTY BUDGET NARRATIVE** *(Include description of expenses for local Personnel, Operating and Consultant Costs, as well as the source(s) of funds to be used to support this multi-County collaborative. Provide a brief budget narrative to explain how the total budget is appropriate for the described INN project. The goal of the narrative should be to provide*

*the interested reader with both an overview of the total project and enough detail to understand the proposed project structure. Ideally, the narrative would include an explanation of amounts budgeted to ensure/support stakeholder involvement (For example, "\$5000 for annual involvement stipends for stakeholder representatives, for 3 years: Total \$15,000") and identify the key personnel and contracted roles and responsibilities that will be involved in the project (For example, "Project coordinator, full-time; Statistical consultant, part-time; 2 Research assistants, part-time..."). Please include a discussion of administration expenses (direct and indirect) and evaluation expenses associated with this project. Please consider amounts associated with developing, refining, piloting and evaluating the proposed project, and the dissemination of the Innovative project results.*

<i>Expenditure Category</i>	<i>Expenditure Item</i>	<i>Description/Explanation of Expenditure Item</i>	<i>Total Project Cost</i>
<i>Personnel Costs</i>	<i>Salaries</i>	<i>.05-.15 – MHSA Coordinator will provide oversight and manage the implementation of the new Semi-Statewide EHR system to include stakeholder engagement and collaboration within our county.</i>	<i>\$90,196 (\$8,764-\$24,782, Annually)</i>
		<i>.05-.10 – Deputy Director of Administration will provide senior level oversight in the implementation of the new Semi-Statewide EHR system in our county</i>	<i>\$68,500 (\$9,257-\$19,641 Annually)</i>
		<i>.05-.20 – Department Applications Analyst IV will provide I.S. Project Lead support of the new</i>	<i>\$159,328 (\$12,220-\$46,075, Annually)</i>

		<i>Semi-Statewide EHR system in our county.</i>	
		<i>.05-.20 – Department Information Systems Analyst IV will provide I.S. Project Lead support of the new Semi-Statewide EHR system in our county.</i>	<i>\$159,328 (\$12,220-\$46,075, Annually)</i>
		<i>.05-.10 – Department Information Systems Analyst II will provide I.S. Project support of the new Semi-Statewide EHR system in our county.</i>	<i>\$56,086 (\$9,576-\$18,053, Annually)</i>
		<i>.05-.15 – Management Analyst III will provide billing system analysis of the new Semi-Statewide EHR system in our county.</i>	<i>\$88,554 (\$8,604--\$24,4331, Annually)</i>
		<i>.05-.10 – Accountant III will provide billing system analysis support of the new Semi-Statewide EHR system in our county.</i>	<i>\$55,259 (\$7,467-\$15,444, Annually)</i>
<i>Contract/ Consultation</i>		<i>Contract/PA Agreement with CalMHSA</i>	<i>\$7,275,602 for 5 Year span of INN funds (\$1,153,00 - \$2,598,611 Annually)</i>
<i>Indirect Costs</i>		<i>10% Annual Administration costs</i>	<i>\$795,285 (\$122,572-271,334 Annually)</i>

**9. BUDGET & FUNDING CONTRIBUTION BY FISCAL YEAR AND SPECIFIC BUDGET CATEGORY** *(Please complete the Excel file for this portion of the Appendix)*

- *Attached as requested*

**10. TOTAL BUDGET CONTEXT: EXPENDITURES BY FUNDING SOURCE & FISCAL YEAR** *(Please complete the Excel file for this portion of the Appendix).*

- *Attached as requested*

**BUDGET BY FISCAL YEAR AND SPECIFIC BUDGET CATEGORY**

**COUNTY:** *San Joaquin County*

**EXPENDITURES**

	PERSONNEL COSTS (salaries, wages, benefits)	FY 22-23	FY 23-24	FY 24-25
1	Salaries	112,731	189,652	195,342
2	Direct Costs			
3	Indirect Costs	11,273	18,965	19,534
4	<b>Total Personnel Costs</b>	<b>124,004</b>	<b>208,618</b>	<b>214,876</b>

	OPERATING COSTS*	FY 22-23	FY 23-24	FY 24-25
5	Direct Costs			
6	Indirect Costs			
7	<b>Total Operating Costs</b>			

	NON-RECURRING COSTS (equipment, technology)	FY 22-23	FY 23-24	FY 24-25
8				
9				
10	<b>Total non-recurring costs</b>			

	CONSULTANT COSTS/CONTRACTS	FY 22-23	FY 23-24	FY 24-25
11	Direct Costs	2,598,611	1,214,066	1,153,400
12	Indirect Costs	259,861	121,407	115,340
13	<b>Total Consultant Costs</b>	<b>2,858,472</b>	<b>1,335,472</b>	<b>1,268,740</b>

	OTHER EXPENDITURES (explain in budget narrative)	FY 22-23	FY 23-24	FY 24-25
14				
15				
16	<b>Total Other Expenditures</b>			

	EXPENDITURE TOTALS	FY 22-23	FY 23-24	FY 24-25
	Personnel (total of line 1)	112,731	189,652	195,342
	Direct Costs (add lines 2, 5, and 11 from above)	2,598,611	1,214,066	1,153,400
	Indirect Costs (add lines 3, 6, and 12 from above)	271,134	140,372	134,874
	Non-recurring costs (total of line 10)			
	Other Expenditures (total of line 16)			
<b>TOTAL INDIVIDUAL COUNTY INNOVATION</b>		<b>2,982,477</b>	<b>1,544,090</b>	<b>1,483,616</b>

	CONTRIBUTION TOTALS**	FY 22-23	FY 23-24	FY 24-25
--	-----------------------	----------	----------	----------

	County Committed Funds			
	Additional Contingency Funding for County-Specific Project Costs			
	<b>TOTAL COUNTY FUNDING CONTRIBUTION</b>			

# GORY

FY 25-26	FY 26-27	TOTAL
109,032	70,495	677,252
		-
10,903	7,049	67,725
<b>119,935</b>	<b>77,544</b>	<b>744,978</b>

FY 25-26	FY 26-27	TOTAL
		\$

FY 25-26	FY 26-27	TOTAL
		\$

FY 25-26	FY 26-27	TOTAL
1,154,299	1,155,225	7,275,602
115,430	115,523	727,560
<b>1,269,729</b>	<b>1,270,748</b>	<b>8,003,162</b>

FY 25-26	FY 26-27	TOTAL
		\$

FY 25-26	FY 26-27	TOTAL
109,032	70,495	677,252
1,154,299	1,155,225	7,275,602
126,333	122,572	795,285
		-
		-
<b>1,389,665</b>	<b>1,348,292</b>	<b>8,748,140</b>

FY 25-26	FY 26-27	TOTAL
----------	----------	-------


**BUDGET CONTEXT - EXPENDITURES BY FUNDING SOURCE AND FISCAL YEAR****COUNTY:** *San Joaquin County***ADMINISTRATION:**

Estimated total mental health expenditures for administration for the entire duration of this INN Project by FY & the following funding sources:		<b>FY 22-23</b>	<b>FY 23-24</b>	<b>FY 24-25</b>
A.				
	1 Innovation (INN) MHSA Funds	2,982,477	1,544,090	1,483,616
	2 Federal Financial Participation			
	3 1991 Realignment			
	4 Behavioral Health Subaccount			
	5 Other funding			
	6 Total Proposed Administration	<b>2,982,477</b>	<b>1,544,090</b>	<b>1,483,616</b>

**EVALUATION:**

Estimated total mental health expenditures for EVALUATION for the entire duration of this INN Project by FY & the following funding sources:		<b>FY 22-23</b>	<b>FY 23-24</b>	<b>FY 24-25</b>
B.				
	1 Innovation (INN) MHSA Funds			
	2 Federal Financial Participation			
	3 1991 Realignment			
	4 Behavioral Health Subaccount			
	5 Other funding			
	6 Total Proposed Evaluation			

**TOTALS:**

Estimated TOTAL mental health expenditures (this sum to total funding requested) for the entire duration of this INN Project by FY & the following funding sources:		<b>FY 22-23</b>	<b>FY 23-24</b>	<b>FY 24-25</b>
C.				
	1 Innovation(INN) MHSA Funds*	2,982,477	1,544,090	1,483,616
	2 Federal Financial Participation	-	-	-
	3 1991 Realignment	-	-	-
	4 Behavioral Health Subaccount	-	-	-
	5 Other funding**	-	-	-
	6 Total Proposed Expenditures	<b>2,982,477</b>	<b>1,544,090</b>	<b>1,483,616</b>

\* INN MHSA funds reflected in total of line C1 should equal the INN amount County is requesting approval

\*\* If "other funding" is included, please explain within budget narrative.

AL YEAR (FY)

FY 25-26	FY 26-27	TOTAL
1,389,665	1,348,292	8,748,140
1,389,665	1,348,292	8,748,140

FY 25-26	FY 26-27	TOTAL
----------	----------	-------

FY 25-26	FY 26-27	TOTAL
1,389,665	1,348,292	8,748,140
-	-	-
-	-	-
-	-	-
-	-	-
1,389,665	1,348,292	8,748,140

to spend.



**Transforming**  
**Mental Health Services**

**December (In Person)**  
**2022-23 Community Planning Meetings**  
**Mental Health Services Act (MHSA)**

The Mental Health Services Act (MHSA) is intended to transform public mental health care for children, youth, adults, and seniors. MHSA provides funding allocations for community mental health services in five program areas:

- Community Services and Supports (CSS)
- Prevention and Early Intervention (PEI)
- Workforce Education and Training (WET)
- Capital Facilities and Technological Needs (CF/TN)
- Innovation (INN)

Please join us at one of the following in-person community meetings to discuss the needs and opportunities to strengthen mental health services in San Joaquin County. These meetings will include a brief training on the stakeholder process, an update on how MHSA funds are currently being used, as well as a chance to share your opinion and recommendations on how to enhance programs and services. Your feedback is needed to inform next year's 2023-2026 Three Year MHSA Program and Expenditure Plan.

We are counting on your voice to help guide us!

<b>Tuesday, December 13, 2022</b>	<b>Wednesday, December 15, 2022</b>	<b>Thursday, December 16, 2022</b>	<b>Wednesday, December 21, 2022</b>
1:00 – 3:00 p.m.	1:00 -3:00 p.m.	1:00 – 3:00 p.m.	5:00 – 7:00 p.m.
<b>Escalon Library</b>	<b>Catholic Charities (Spanish Session)</b>	<b>Ripon Library</b>	<b>Behavioral Health Board (BHS Conference Rooms)</b>
1540 2 <sup>nd</sup> Street Escalon, CA 95320	1106 N. El Dorado St. Stockton, CA 95202	333 W. Main St. Ripon, CA 95366	1212 N. California St Stockton, CA 95202

Meeting accessibility is important. Please contact us at 209-468-8750 to discuss accessibility questions. All meetings are held in accessible locations. Translation assistance is available upon request. Families are welcome.

Please post this notice in a public location and distribute via your mailing lists.  
Thank you for passing this invitation along.



**Transforming**  
**Mental Health Services**

**November 2022-23 Community Planning Meetings**  
**Mental Health Services Act (MHSA)**

The Mental Health Services Act (MHSA), intended to transform public mental health care for children, youth, adults, and seniors. MHSA provides funding allocations for community mental health services in five program areas:

- Community Services and Supports (CSS)
- Prevention and Early Intervention (PEI)
- Workforce Education and Training (WET)
- Capital Facilities and Technological Needs (CF/TN)
- Innovation (INN)

Please join us at one of the following community meetings to discuss the needs and opportunities to strengthen mental health services in San Joaquin County. These meetings will include a brief training on the stakeholder process, an update on how MHSA funds are currently being used, as well as a chance to share your opinion and recommendations on how to enhance programs and services. Your feedback is needed to inform next year's 2023-2026 Three Year MHSA Program and Expenditure Plan.

We are counting on your voice to help guide us!

<b>Tuesday, November 29, 2022</b>	<b>Wednesday, November 30, 2022</b>	<b>Thursday, December 1, 2022</b>
1:00 – 3:00 pm	1:00 -3:00 pm	1:00 – 3:00 pm
<b>Lodi Police Station (Community Meeting Room)</b>	<b>Larch Clover Tracy Community Center</b>	<b>Manteca Public Library (Meeting Room)</b>
215 W. Elm St. Lodi, CA 95240	11157 W. Larch Road Tracy, CA 95304	320 W. Center St. Manteca, CA 95336

Meeting accessibility is important. Please contact us at 209-468-8750 to discuss accessibility questions. All meetings are held in accessible locations. Translation assistance is available upon request. Families are welcome.

Please post this notice in a public location and distribute via your mailing lists.  
Thank you for passing this invitation along.



**Transforming**  
**Mental Health Services**

**Consumer/Family Member Community Planning Focus Groups**  
**Mental Health Services Act (MHSA)**

The Mental Health Services Act (MHSA), intended to transform public mental health care for children, youth, adults, and seniors. MHSA provides funding allocations for community mental health services in five program areas:

- Community Services and Supports (CSS)
- Prevention and Early Intervention (PEI)
- Workforce Education and Training (WET)
- Capital Facilities and Technological Needs (CF/TN)
- Innovation (INN)

Please join us at one of the following consumer and family member focused community meetings to discuss the needs and opportunities to strengthen mental health services in San Joaquin County. These meetings will include a brief training on the stakeholder process, update on how MHSA funds are currently being used, as well as a chance to share your opinion and recommendations on how to enhance programs and services. Your feedback is needed to inform next year's 2023-2026 Three Year MHSA Program and Expenditure Plan.

We are counting on your voice to help guide us!

Wellness Center Tuesday, November 15, 2022 10 AM – 12 PM	Gipson Center Thursday, November 17, 2022 10 AM – 12 PM
<p>Join Zoom Meeting</p> <p><a href="https://caltelehealth.zoom.us/j/92768076139?pwd=VW5leFhkNSt1VVNXR1I3V0xVWERXdz09">https://caltelehealth.zoom.us/j/92768076139?pwd=VW5leFhkNSt1VVNXR1I3V0xVWERXdz09</a></p> <p>Phone: 1 (669) 900-6833 Meeting ID: 927 6807 6139 Passcode: 075973</p>	

Meeting accessibility is important. Please contact us at 209-468-8750 to discuss accessibility questions. All meetings are held in accessible locations. Translation assistance is available upon request. Families are welcome.

Please post this notice in a public location and distribute via your mailing lists. Thank you for passing this invitation along.



**Transforming**  
**Mental Health Services**

**December (Zoom)**  
**2022-23 Community Planning Meetings**  
**Mental Health Services Act (MHSA)**

The Mental Health Services Act (MHSA) is intended to transform public mental health care for children, youth, adults, and seniors. MHSA provides funding allocations for community mental health services in five program areas:

- Community Services and Supports (CSS)
- Prevention and Early Intervention (PEI)
- Workforce Education and Training (WET)
- Capital Facilities and Technological Needs (CF/TN)
- Innovation (INN)

Please join us at one of the following zoom community meetings to discuss the needs and opportunities to strengthen mental health services in San Joaquin County. These meetings will include a brief training on the stakeholder process, update on how MHSA funds are currently being used, as well as a chance to share your opinion and recommendations on how to enhance programs and services. Your feedback is needed to inform next year's 2023-2026 Three Year MHSA Program and Expenditure Plan.

**We are counting on your voice to help guide us!**

<b>MHSA Consortium</b>	<b>General Meeting</b>	<b>El Concilio</b> (Spanish Session)	<b>General Meeting</b>
Wednesday, December 14, 2022 3:00 – 4:30 p.m.	Tuesday, December 20, 2022 2:00 – 4:00 p.m.	Tuesday, December 27, 2022 1:00 – 3:00 p.m.	Wednesday, December 28, 2022 10:00 – 12:00 p.m.
<p>Join Zoom Meeting</p> <p><a href="https://caltelehealth.zoom.us/j/92768076139?pwd=VW5leFhkNSt1VVNXR1I3V0xVWERXdz09">https://caltelehealth.zoom.us/j/92768076139?pwd=VW5leFhkNSt1VVNXR1I3V0xVWERXdz09</a></p> <p>Phone: 1 (669) 900-6833 Meeting ID: 927 6807 6139 Passcode: 075973</p>			

Meeting accessibility is important. Please contact us at 209-468-8750 to discuss accessibility questions. All meetings are held in accessible locations. Translation assistance is available upon request. Families are welcome.

Please post this notice in a public location and distribute via your mailing lists. Thank you for passing this invitation along.



**Transforming**  
**Mental Health Services**

**Diciembre (En Persona)**  
**Reuniones de Planificación Comunitaria 2022-23**  
**Ley de Servicios de Salud Mental (MHSa)**

La Ley de Servicios de Salud Mental (MHSa) tiene como objetivo transformar el cuidado de salud mental para niños, jóvenes, adultos y adultos mayores. La MHSa proporciona asignaciones de fondos para servicios comunitarios de salud mental en cinco áreas de programas:

- Servicios y Apoyos Comunitarios (CSS)
- Prevención e Intervención Temprana (PEI)
- Educación y Capacitación Laboral (WET)
- Obras de Infraestructura y Necesidades Tecnológicas (CF/TN)
- Innovación (INN)

Por favor, acompáñenos en una de las siguientes reuniones comunitarias para hablar sobre las necesidades y oportunidades para fortalecer los servicios de salud mental en el Condado de San Joaquín. Estas reuniones incluirán una capacitación breve sobre el proceso de las partes interesadas, un informe sobre cómo se utilizan actualmente los fondos MHSa, así como la oportunidad de compartir su opinión y recomendaciones sobre cómo mejorar los programas y servicios. Se necesita su opinión para informar el Programa Trienal y Plan de Gastos 2023-2026 de MHSa del año próximo.

¡Contamos con su voz para ayudar a guiarnos!

<b>Martes, 13 de Diciembre, 2022</b>	<b>Miércoles, 15 de Diciembre, 2022</b>	<b>Jueves, 16 de Diciembre, 2022</b>	<b>Miércoles, 21 de Diciembre, 2022</b>
1:00 – 3:00 p.m.	1:00 -3:00 p.m.	1:00 – 3:00 p.m.	5:00 – 7:00 p.m.
<b>Biblioteca de Escalon</b>	<b>Caridades Católicas</b> (Sesión en Español)	<b>Biblioteca de Ripon</b>	<b>Junta de Salud del Comportamiento</b> (Salones de Conferencia de BHS)
1540 2 <sup>nd</sup> Street Escalon, CA 95320	1106 N. El Dorado St. Stockton, CA 95202	333 W. Main St. Ripon, CA 95366	1212 N. California St Stockton, CA 95202

La accesibilidad a las reuniones es importante. Favor de contactarnos al 209-468-8750 para tratar preguntas sobre la accesibilidad. Todas las reuniones se llevan a cabo en ubicaciones accesibles. Asistencia de interpretación está disponible bajo petición. Las familias son bienvenidas.

Favor de colocar esta invitación en una ubicación pública y distribuirla a través de sus listas de correo. Gracias por compartir esta invitación.

1212 N. California Street | Stockton, California 95202 | T 209 468 8700 | F 209 468 2399

Mental Health Services | Substance Abuse Services | Mental Health Pharmacy



**Transforming**  
**Mental Health Services**

**Reuniones Comunitarias de Noviembre de la Planificación 2022-23**  
**Ley de Servicios de Salud Mental (MHSa)**

La Ley de Servicios de Salud Mental (MHSa) tiene como objetivo transformar el cuidado de salud mental para niños, jóvenes, adultos y adultos mayores. La MHSa proporciona asignaciones de fondos para servicios comunitarios de salud mental en cinco áreas de programas:

- Servicios y Apoyos Comunitarios (CSS)
- Prevención e Intervención Temprana (PEI)
- Educación y Capacitación Laboral (WET)
- Obras de Infraestructura y Necesidades Tecnológicas (CF/TN)
- Innovación (INN)

Por favor, acompáñenos en una de las siguientes reuniones comunitarias para hablar sobre las necesidades y oportunidades para fortalecer los servicios de salud mental en el Condado de San Joaquín. Estas reuniones incluirán una capacitación breve sobre el proceso de las partes interesadas, un informe sobre cómo se utilizan actualmente los fondos MHSa, así como la oportunidad de compartir su opinión y recomendaciones sobre cómo mejorar los programas y servicios. Se necesita su opinión para informar el Programa Trienal y Plan de Gastos 2023-2026 de MHSa del año próximo.

¡Contamos con su voz para ayudar a guiarnos!

<b>Martes, 29 de Noviembre, 2022</b>	<b>Miércoles, 30 de Noviembre, 2022</b>	<b>Jueves, 1 de Diciembre, 2022</b>
1:00 – 3:00 pm	1:00 -3:00 pm	1:00 – 3:00 pm
<b>Estación de Policía de Lodi (Salón de Reuniones Comunitarias)</b>	<b>Larch Clover Tracy Centro Comunitario</b>	<b>Biblioteca Pública de Manteca (Salón de Reuniones)</b>
215 W. Elm St. Lodi, CA 95240	11157 W. Larch Road Tracy, CA 95304	320 W. Center St. Manteca, CA 95336

La accesibilidad a las reuniones es importante. Favor de contactarnos al 209-468-8750 para tratar preguntas sobre la accesibilidad. Todas las reuniones se llevan a cabo en ubicaciones accesibles. Asistencia de interpretación está disponible bajo petición. Las familias son bienvenidas.

Favor de colocar esta invitación en una ubicación pública y distribúyala a través de sus listas de correo. Gracias por compartir esta invitación.

1212 N. California Street | Stockton, California 95202 | T 209 468 8700 | F 209 468 2399

Mental Health Services | Substance Abuse Services | Mental Health Pharmacy



## Transforming Mental Health Services

### Diciembre (Zoom)

### Reuniones de Planificación Comunitaria 2022-23

### Ley de Servicios de Salud Mental (MHSa)

La Ley de Servicios de Salud Mental (MHSa) tiene como objetivo transformar el cuidado de salud mental para niños, jóvenes, adultos y adultos mayores. La MHSa proporciona asignaciones de fondos para servicios comunitarios de salud mental en cinco áreas de programas:

- Servicios y Apoyos Comunitarios (CSS)
- Prevención e Intervención Temprana (PEI)
- Educación y Capacitación Laboral (WET)
- Obras de Infraestructura y Necesidades Tecnológicas (CF/TN)
- Innovación (INN)

Por favor, acompáñenos en una de las siguientes reuniones comunitarias para hablar sobre las necesidades y oportunidades para fortalecer los servicios de salud mental en el Condado de San Joaquín. Estas reuniones incluirán una capacitación breve sobre el proceso de las partes interesadas, un informe sobre cómo se utilizan actualmente los fondos MHSa, así como la oportunidad de compartir su opinión y recomendaciones sobre cómo mejorar los programas y servicios. Se necesita su opinión para informar el Programa Trienal y Plan de Gastos 2023-2026 de MHSa del año próximo.

¡Contamos con su voz para ayudar a guiarnos!


Consortio MHSa	Reunión General	El Concilio (Sesión en Español)	Reunión General
Miércoles, 14 de Diciembre, 2022 3:00 – 4:30 p.m.	Martes, 20 de Diciembre, 2022 2:00 – 4:00 p.m.	Martes, 27 de Diciembre, 2022 1:00 – 3:00 p.m.	Miércoles, 28 de Diciembre, 2022 10:00 – 12:00 p.m.
<p>Únase a la reunión en Zoom:</p> <p><a href="https://caltelehealth.zoom.us/j/92768076139?pwd=VW5leFhkNSt1VVNXR1I3V0xVWERXdz09">https://caltelehealth.zoom.us/j/92768076139?pwd=VW5leFhkNSt1VVNXR1I3V0xVWERXdz09</a></p> <p>Teléfono: 1 (669) 900-6833</p> <p>ID de la reunión: 927 6807 6139</p> <p>Clave: 075973</p>			

La accesibilidad a las reuniones es importante. Favor de contactarnos al 209-468-8750 para tratar preguntas sobre la accesibilidad. Todas las reuniones se llevan a cabo en ubicaciones accesibles. Asistencia de interpretación está disponible bajo petición. Las familias son bienvenidas.

Favor de colocar esta invitación en una ubicación pública y distribúyala a través de sus listas de correo. Gracias por compartir esta invitación.

1212 N. California Street | Stockton, California 95202 | T 209 468 8700 | F 209 468 2399

Mental Health Services | Substance Abuse Services | Mental Health Pharmacy



**SAN JOAQUIN**  
COUNTY  
*Greatness grows here.*


---

**Welcome to 2022-23 MHSA Community Planning**

- Please sign in by providing name and email address in ZOOM Chat Box
- Please complete Survey Monkey Demographics (link in the chat box)
- Meeting will be recorded for transcribing purposes

1

1



**SAN JOAQUIN**  
COUNTY  
*Greatness grows here.*

---

**San Joaquin County Behavioral Health Services  
Mental Health Services Act – Overview and Planning**

Community Program Planning for MHSA Three Year Plan  
Fiscal Years 2023-2026

2

2



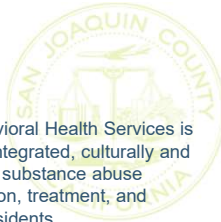

**Part 1: Overview of BHS**

WELCOME AND INTRODUCTIONS  
BHS MISSION, VISION, AND VALUES

**SAN JOAQUIN**  
COUNTY

3

3



**Mission and Vision**

**Mission Statement**

- The mission of San Joaquin County Behavioral Health Services is to partner with the community to provide integrated, culturally and linguistically competent mental health and substance abuse services to meet the prevention, intervention, treatment, and recovery needs of San Joaquin County residents.

**Vision Statement**

- The vision of San Joaquin County Behavioral Health Services is to collaborate as a resilient team exploring changes, sharing ideas, striving to empower consumers, families, volunteers and care providers toward building hope, addressing disparities, and fostering wellness and recovery through individual strength-based treatment.

**SAN JOAQUIN**  
COUNTY

4

4

## Core Values

### SERVICE:

We are dedicated to serving our community through the promotion of behavioral health and wellness.

### RESPECT:

We value diverse experiences, beliefs, and backgrounds and strive in our interactions to keep everyone's dignity intact.

### RECOVERY:

We share a belief that all individuals can find a path towards health and well-being.

### INTEGRITY:

Our values guide us as individuals and as an organization to be responsive and trustworthy.

*Providing our clients with the same quality of care that we all would want our families to receive.*

5



## Part 2: Community Training on Mental Health Services Act

OVERVIEW OF MHSA  
COMMUNITY INVESTMENT  
STAKEHOLDER INPUT

6

## Mental Health Services Act (MHSA)

### Purpose of MHSA Funding

- Expand and enhance mental health services for individuals with serious mental illness.
- Provide prevention and early intervention services for those at risk of developing a mental illness.
- Promote innovative solutions that will advance the field of mental health.
- Strengthen the personnel, technology, and facilities through which services are offered.

#### Common Acronyms

(MHSA) Mental Health Services Act, Prop. 63

(CSS) Community Services and Supports  
(PEI) Prevention and Early Intervention  
(INN) Innovation  
(WET) Workforce Education and Training  
(CFTN) Capital Facilities and Technology

7

## MHSA Core Principles

- Client/family driven
- Cultural competence
- Community collaboration
- Service integration
- Focus on recovery, wellness, and resilience
- Serving the unserved and underserved

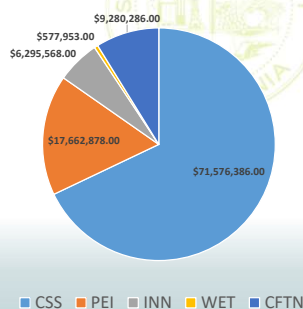
8

## MHSA Programming in San Joaquin County

### Program Areas

- Community Services and Supports
- Prevention and Early Intervention
- Innovative Programs
- Workforce Education and Training
- Capital Facilities and Technology Needs

2022-23 MHSA Planned Expenditures



## New and Expanded MHSA Programs

### 2022-23 New and Expanded Programs

- Community Trauma Services for Adults (PEI)
- CalMHSA Semi-Statewide Electronic Health Records Innovation Project
- Wellness Center Expansion to North and South County
- Investment to expand Project Based-Housing / Intensive FSP Teams
- Funding to expand FSP Housing Empowerment Services

Program Operations have Begun

### 2023 New Programs

- Information and Education Campaign (PEI)
- Suicide Prevention in the Community (PEI)
- Community Trauma Services for LGBTQ
- Adult Residential Facilities (Two 16-Bed) for Justice Involved Consumers – Men and Women Facilities
- Prevention for Children 0-5

Coming Soon!

## MHSA planning benefits from community stakeholder input

- Consumers, family members, and providers
- Review programs and make recommendations
- Input for improvements outlined in Annual Update
- Plan reviewed (30 days) & public hearing at Behavioral Health Board



### Part 3: Planning Discussion

#### GROUP BRAINSTORM

- WHAT WORKS?
- WHAT NEEDS IMPROVEMENT?

## Community Program Planning

**Purpose:** To assess the mental health needs of the entire community, including those that are currently served, and those that are unserved, underserved, or inappropriately served.

### Feedback Requested:

- 1) What is working?
- 2) What needs improvement?
- 3) Community-Defined – underserved, unserved groups

### Definitions:

**Gap or Need** – Services do not exist, or does not exist for a specific population.

**Issue or Concern** – Services exist, but there is an issue or concern to be addressed.

13

## Instructions for Discussions

### 1. Group Brainstorm:

- Think about the following questions
  - What is working?
  - What needs improvement?
- Share your ideas in the large group discussion.

### 2. Small Group Discussion: (If Applicable)

- Introduce yourselves to the others at your table.
- Talk about the issues raised,
  - Identify key needs and concerns by age group.
  - Identify type of issue or concern
  - Identify population with the greatest needs

### 3. Report-outs and Prioritization

- Group spokesperson reviews needs or concerns discussed
- Common themes and priorities are identified

14

## Planning Activities for the Three-Year Plan

- Community Planning Meetings (including face-to-face)
  - Lodi, Tracy, Manteca including new locations (Ripon and Escalon)
  - Two Spanish Sessions
- Consumer/Family Member Focus Groups
- Stakeholder & Consumer / Family Members Surveys
- Key Informant Interviews
- MHSA Consortium
- Behavioral Health Board
- Draft Plan for 30-day Public Review (February or March)
- Public Hearing (March or April)
- Presentation to the Board of Supervisors (April or May)

15

## Collecting your Feedback!

### Please make sure to:

- Sign-in to the meeting via the chat (or sign-in sheet).
- Complete the linked demographic form (or SurveyMonkey).
- Complete the confidential stakeholder feedback form (or SurveyMonkey).
- Consider sending additional feedback, suggestions or ideas to:


Mail:

MHSA Comments  
c/o MHSA Coordinator  
1212 N. California St.  
Stockton CA 95202

E-mail:

[mhsacomment@sjcbhs.org](mailto:mhsacomment@sjcbhs.org)

16





Angelo Balmaceda  
MHSA Coordinator  
abalmaceda@sjcbhs.org



**SAN JOAQUIN**  
COUNTY

17







Greatness grows here.


**San Joaquin County Behavioral Health Services**  
**Mental Health Services Act – Stakeholder Feedback Overview**

Community Program Planning for Fiscal Year 2022-2023  
for the 2023-26 MHSa Three Year Plan




1





**Mental Health Services Act – 2022-23 Community Planning**

PLANNING SESSION ATTENDANCE  
WHAT IS WORKING?  
WHAT NEEDS IMPROVEMENT?  
NEEDS AND CONCERNS (COMMUNITY UNDERSERVED/UNSERVED)



2



**2022-23 Planning Session Attendance**

13 Community Planning Events -

- Wellness Center, Gipson Center (Consumer/Family Member Focus)
- 7 Face-to-Face Sessions
  - Lodi, Tracy, Manteca, Escalon, Ripon, Behavioral Health Board, and Catholic Charities (Spanish)
- 4 General Zoom Sessions
  - Consortium, El Concilio (Spanish)

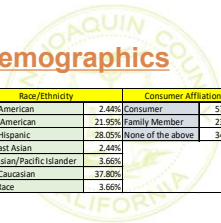
Total Attendees: 145 (117 Previous Year)







3





**2022-23 Planning Session Demographics**


Age Range	Gender Identity	Sexual Orientation	Primary Language	Race/Ethnicity	Consumer Affiliation
18-25	9.76% Female	59.76% Heterosexual	85.37% English	87.83% Native American	2.44% Consumer
26-59	71.95% Male	37.80% LGBTQ	8.54% Spanish	9.76% African American	21.95% Family Member
60 and Older	18.29% Transgender	1.22% Prefer Not To Answer	1.22% Other	2.44% Latino/Hispanic	26.05% None of the above
				2.44% Southeast Asian	34.15% Other
				3.66% Other Asian/Pacific Islander	
				37.80% White/Caucasian	
				3.66% Mixed Race	

**Stakeholder Affiliation-**

- Community Based Mental Health Service Providers
- Community Based Non-Mental Health Providers
- Advocates
- Children & Family Service Providers
- K-12 Education Providers
- Veterans Services
- Senior Services
- Law Enforcement
- Hospital/Health Care Providers
- BHS (MH and SUD) Services Staff
- Behavioral Health Board
- Public Health







4

## Community Program Planning

**Purpose:** *To assess the mental health needs of the entire community, including those that are currently served, and those that are unserved, underserved, or inappropriately served.*

### Feedback Requested:

- 1) What is working?
- 2) What needs improvement?
- 3) Community-Defined – underserved, unserved groups

### Definitions:

*Gap or Need* – Services do not exist, or does not exist for a specific population.

*Issue or Concern* – Services exist, but there is an issue or concern to be addressed.

5

## What is WORKING?

- Return of the MHSA Showcase (Helps Community Learn about MHSA Programs)
- Expansion of Wellness Centers to Lodi and Manteca
- Involvement of consumers in peer led services (Wellness Center Activities)
- Some improvement in housing availability of folks with SMI
- CYS warm hand process; refers clients to other agencies
- Recreational and recovery-oriented activities in the PHF
- Parent Support Program (Catholic Charities) – Educating Family Members
- Transportation with MHOW's are helping clients get around
- Multiple agencies working together for consumer's interests
- BHS relationship with other agencies being positive and collaborative
- Ability to access services in school campuses after pandemic
- Efforts between school districts and BHS has begun to flourish
- Suicide Prevention in the Schools are working well
- Peer Support has been essential in connecting clients and family members to services
- Warm-Line has been valuable to the community
- Community Trauma program successful in helping mono-lingual Spanish speakers to obtain services
- Breaking through barriers in the Spanish speaking community through PEI, but need more outreach

6

## What Needs Improvement?

- Short Term Interventions (6 months for Trauma Services) should be increased to 9-12 months
- Communities (specifically underserved) are in need of outreach (cultural brokers program and promotoras program) to enhance community education and engagement
- Parental involvement – Bridge between school, caregiver capacity, family stressors protective factors, integrating home and case management
- Collaborating with systems that are operating in the schools (Parent/Teacher/Student collaboration)
- Expansion of Home-Based Services for Families (assessing the whole family needs)
- GAP in aftercare/supportive services for youth
- Housing for TAY Clients
- Peer Socialization – Youth talking to Youth
- Gaps in information on MHSA funded resources for the community (Navigation resources between programs).
- Outreach and Engagement that is community driven and culturally competent.
- Additional training in Health Equity for providers in the community
- Cultural CBO's need to be involved in providing outreach, case management, therapy, social work, job training, mentoring for youth, housing assistance and other services from a culturally competent perspective.

7

## What Needs Improvement?

- BHS Education for teachers on mental health challenges. SJCOE has a training portal but are old and need to be updated/interactive and training for different generations.
- Expanding Nurturing Parenting classes
- Training and Outreach for Faith Based Communities (MHFA Training, Etc.)
- Afterschool Services focused on Prevention for Children and TAY.
- Educating community on services and available programs in their area (Marketing Plan for ALL MH and SUD Programs)
- Education/Training on Suicide Prevention
- Safe places youth to hang out after school (specifically LGBTQ youth) – Drop in Center type PEI Program
- TAY Peers getting involved in Safe Space/Drop in Center Planning
  - TAY Focused Community Planning across San Joaquin County – Having Youth at the table to be involved in decision making
- Prevention Services for 60+ Older Adults – Isolation, Depression and Anxiety (Home Services for this population)
- Respite Centers in North and South County – Alternative to Clinical Crisis – Peer Driven, Peer Run, RECOVERY APPROACH Model

8

### What Needs Improvement?

- Need to bring back funding for Outreach and Engagement for specific unserved and underserved community. Working with local cultural CBO's to provide training in the community and link community to services.
- Expansion of MH Services in afterschool programs
- CBO Communication with contracted schools for school based interventions
- Expanding School Based Interventions that include the family (parents might have traumas and stressors of their own).
- Reduce Stigma around mental health through after school programs for parent nights – programming for MH Prevention (BEYOND THE BELL)
- Expanding Community Health Workers in the community specific to MH and SUD education
- Teens need community activities and transitioning to adults for those within the system.
- Tracy is in need of Mobile Evaluation Team with focus on intensive outreach services for the homeless.
- Promoting MH Services/ Warm Line Number in all public places in communities (Libraries, City Halls, County Buildings)
- Utilizing Public Libraries and Community Centers throughout the County to educate Community

9

### Needs and Concerns — Community Groups

- Focus on Youth specifically TAY of color – Services that are provided by trusted cultural community based organizations.
- Expand services of peer support and provide funding for faith-based organizations to conduct training/outreach
- Outreach and Engagement for Spanish and Asian Language speaking communities – Utilize community organizations that have developed trust within each unserved/underserved communities
- Working with Sikh Community in Tracy and Lodi to educate on MH Services and Stigma Reduction
- MH Resources for LGBTQIA community in Tracy and Lodi
- MH and SUD Information campaign for Spanish Speaking Community focused in areas where Latino Businesses and Community reside (stores, flea markets, churches)
- Access for Justice Involved (Forensic) Community – Bring back the PEI Forensic Access and Engagement Program

10

### Needs and Concerns — Community Groups

- Utilize existing Community Centers to provide community driven/culturally appropriate Outreach and Engagement / Education for communities of color and develop SUPPORT Groups for these communities that are in need
- Focused Outreach and Engagement with Education to faith based communities both in the Latino and African American Communities
- Need for a strong community network navigation map to inform community where to access services. Develop strong warm hand approach for consumers/clients between outreach team, case management and providers in San Joaquin County
- LGBTQIA training for school, parents and school community
- Senior Support (60+) for folks in the LGBTQIA Community
- MH groups and therapy for Trans Services (to support transition in the Trans Community)
- Utilize Cultural CBO's and organizations to provide MH education services (MHFA, MHFA for Youth) for afterschool programs in the county.
- Utilize Cultural CBO's to enhance and provide culturally appropriate CASE MANAGEMENT SERVICE to Cultural FSP specific programs.

11

### Remaining Activities for the MHSA Three Year Plan

- ~~Community Planning Meetings~~
- ~~Consumer Discussion Groups~~
- Stakeholder Presentations – Happening Now
- Stakeholder Surveys – Coming in 2 weeks
- Key Informant Interviews – to be scheduled
- Behavioral Health Board
- Draft Plan for 30-day Public Review (March or April)
- Public Hearing at Behavioral Health Board (April or May)
- Presentation to the Board of Supervisors (June)

12

## **Collecting your Feedback!**

Consider sending additional feedback, suggestions or ideas to:

Mail:

MHSA Comments  
c/o MHSA Coordinator  
1212 N. California St.  
Stockton CA 95202

E-mail:

[mhsacomment@sjcbhs.org](mailto:mhsacomment@sjcbhs.org)

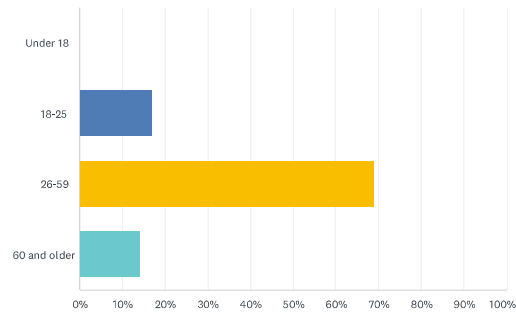


Angelo Balmaceda  
MHSA Coordinator  
[abalmaceda@sjcbhs.org](mailto:abalmaceda@sjcbhs.org)



Q1 Please indicate your age range.

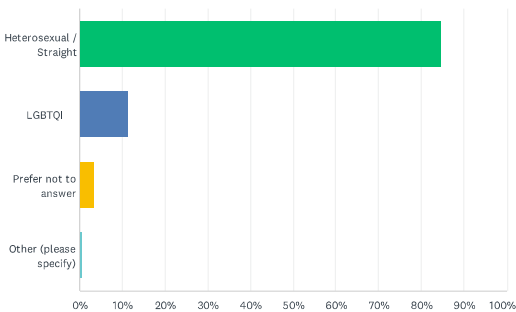
Answered: 177 Skipped: 0



ANSWER CHOICES	RESPONSES	
Under 18	0,00%	0
18-25	16,95%	30
26-59	68,93%	122
60 and older	14,12%	25
Total Respondents: 177		

Q3 What is your sexual orientation?

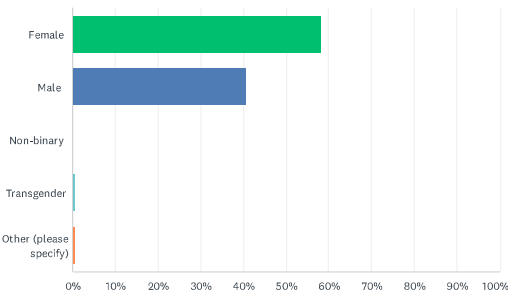
Answered: 177 Skipped: 0



ANSWER CHOICES	RESPONSES	
Heterosexual / Straight	84,75%	150
LGBTQI	11,30%	20
Prefer not to answer	3,39%	6
Other (please specify)	0,56%	1
TOTAL		177

Q2 What is your gender identity?

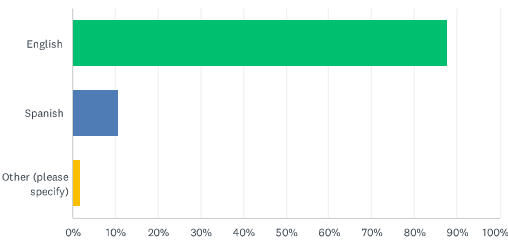
Answered: 177 Skipped: 0



ANSWER CHOICES	RESPONSES	
Female	58,19%	103
Male	40,68%	72
Non-binary	0,00%	0
Transgender	0,56%	1
Other (please specify)	0,56%	1
TOTAL		177

Q4 What is the primary language spoken in your home?

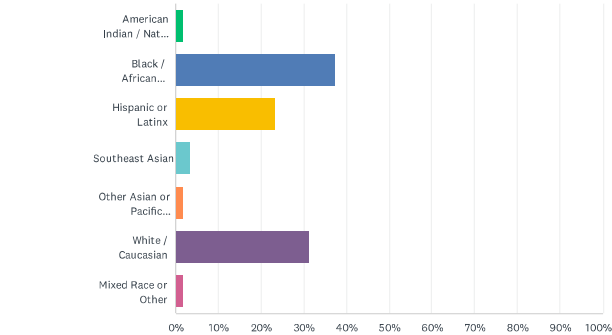
Answered: 177 Skipped: 0



ANSWER CHOICES	RESPONSES	
English	87,57%	155
Spanish	10,73%	19
Other (please specify)	1,69%	3
TOTAL		177

Q5 What is your race or ethnicity?

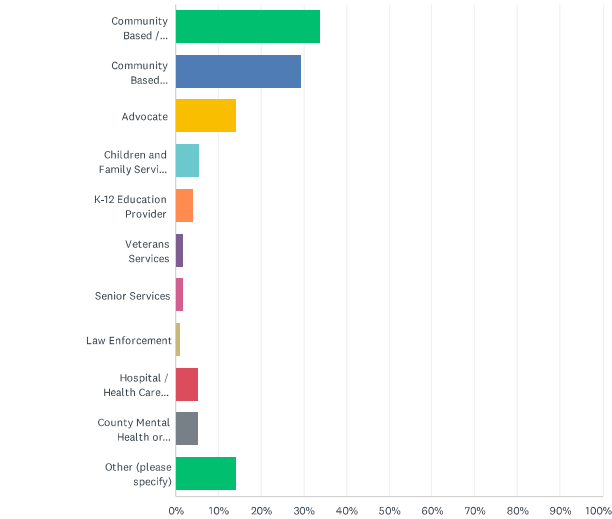
Answered: 177 Skipped: 0



ANSWER CHOICES	RESPONSES	
American Indian / Native American / First Nations (including Hawaiian and Alaskan Native)	1.69%	3
Black / African American	37.29%	66
Hispanic or Latinx	23.16%	41
Southeast Asian	3.39%	6
Other Asian or Pacific Islander	1.69%	3
White / Caucasian	31.07%	55
Mixed Race or Other	1.69%	3
TOTAL		177

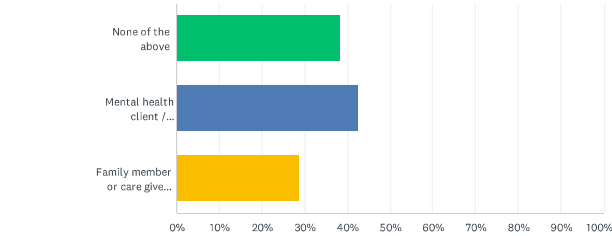
Q7 Stakeholder Affiliation (check all that apply)

Answered: 177 Skipped: 0



Q6 Consumer Affiliation (if applicable)

Answered: 177 Skipped: 0

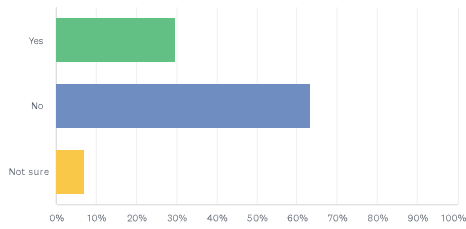


ANSWER CHOICES	RESPONSES	
None of the above	38.42%	68
Mental health client / Consumer	42.37%	75
Family member or care giver of a mental health consumer	28.81%	51
Total Respondents: 177		

ANSWER CHOICES	RESPONSES	
Community Based / Non-Profit Mental Health Services Provider	33.90%	60
Community Based Organization (Not-Mental Health Services Provider)	29.38%	52
Advocate	14.12%	25
Children and Family Service Provider	5.65%	10
K-12 Education Provider	3.95%	7
Veterans Services	1.69%	3
Senior Services	1.69%	3
Law Enforcement	1.13%	2
Hospital / Health Care Provider	5.08%	9
County Mental Health or Substance Abuse Services Staff	5.08%	9
Other (please specify)	14.12%	25
Total Respondents: 177		

### Q1 Do you identify as someone who is receiving, or who needs, mental health treatment services?

Answered: 155 Skipped: 0

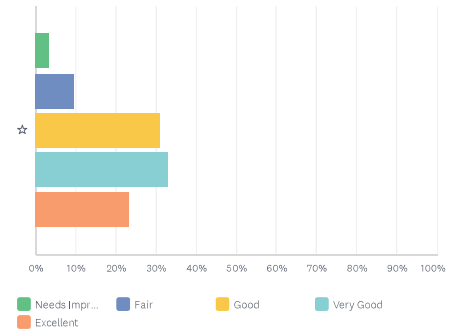


ANSWER CHOICES	RESPONSES
Yes	29.68% 46
No	63.23% 98
Not sure	7.10% 11
TOTAL	155

1 / 36

### Q2 How would you rate the location where our services are provided?

Answered: 155 Skipped: 0

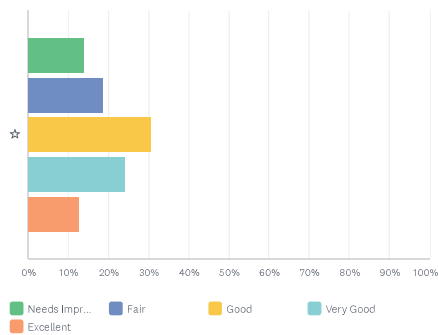


	NEEDS IMPROVEMENT	FAIR	GOOD	VERY GOOD	EXCELLENT	TOTAL	WEIGHTED AVERAGE
☆	3.23% 5	9.68% 15	30.97% 48	32.90% 51	23.23% 36	155	3.63

2 / 36

### Q3 How would you rate the length of time it takes to get an appointment?

Answered: 150 Skipped: 5

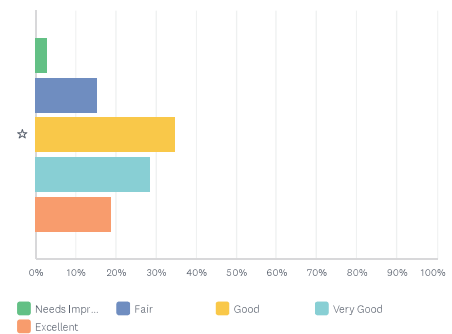


	NEEDS IMPROVEMENT	FAIR	GOOD	VERY GOOD	EXCELLENT	TOTAL	WEIGHTED AVERAGE
☆	14.00% 21	18.67% 28	30.67% 46	24.00% 36	12.67% 19	150	3.03

3 / 36

### Q4 How would you rate the types of individual or group interventions that are offered?

Answered: 144 Skipped: 11



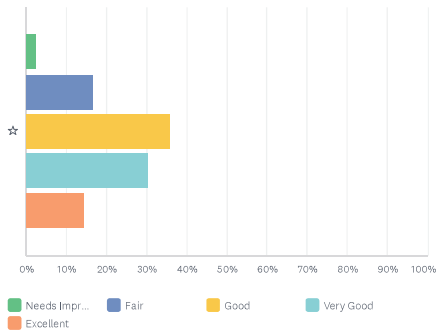
	NEEDS IMPROVEMENT	FAIR	GOOD	VERY GOOD	EXCELLENT	TOTAL	WEIGHTED AVERAGE
☆	2.78% 4	15.28% 22	34.72% 50	28.47% 41	18.75% 27	144	3.45

#	IF "NEEDS IMPROVEMENT" WAS SELECTED: WHAT TYPES OF INDIVIDUAL OR GROUP INTERVENTIONS WOULD YOU LIKE TO SEE?	DATE
1	more services for non-english speaking	10/3/2022 10:01 AM
2	Easy Access	10/3/2022 9:59 AM
3	Do all your job, not just part	10/3/2022 9:58 AM
4	More Therapy Groups	10/3/2022 9:52 AM
5	More need to be offered and relayed to ALL CLIENTS	10/3/2022 9:51 AM
6	Need More Staff to Help	10/3/2022 9:49 AM
7	Quicker Appointment Times	10/3/2022 9:36 AM
8	Intake needs improvement	9/29/2022 4:15 PM
9	More groups	9/29/2022 4:04 PM
10	More individual counselling	9/29/2022 3:43 PM
11	More options	9/29/2022 3:30 PM

4 / 36

### Q5 How would you rate the thoroughness of the services that are provided?

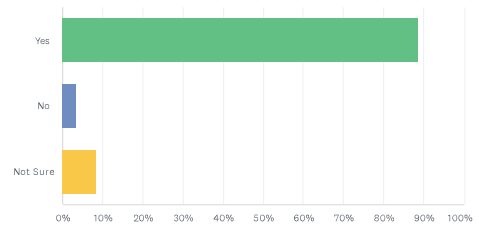
Answered: 151 Skipped: 4



	NEEDS IMPROVEMENT	FAIR	GOOD	VERY GOOD	EXCELLENT	TOTAL	WEIGHTED AVERAGE
☆	2,65% 4	16,56% 25	35,76% 54	30,46% 46	14,57% 22	151	3,38

### Q6 Would you recommend our services to people who need help for a mental health or substance use concern?

Answered: 155 Skipped: 0



ANSWER CHOICES	RESPONSES	
Yes	88.39%	137
No	3.23%	5
Not Sure	8.39%	13
TOTAL		155

### Q7 What services or supports need the most improvement and what should BHS do to make them better?

Answered: 107 Skipped: 48

#	RESPONSES	DATE
1	Housing Help	10/3/2022 10:02 AM
2	Case Management & Housing	10/3/2022 9:59 AM
3	Help People, stop making policies and rules that exist	10/3/2022 9:58 AM
4	All	10/3/2022 9:56 AM
5	Crisis could use some improvement to better serve clients	10/3/2022 9:54 AM
6	groups	10/3/2022 9:52 AM
7	More discussion on available programs	10/3/2022 9:51 AM
8	More staff to keep caseloads down	10/3/2022 9:49 AM
9	Wait Times	10/3/2022 9:48 AM
10	N/A	10/3/2022 9:46 AM
11	More Doctors	10/3/2022 9:45 AM
12	Sex Education	10/3/2022 9:37 AM
13	Availability of Services	10/3/2022 9:36 AM
14	Crisis - Need More Beds	10/3/2022 9:34 AM
15	Faster Appointments	10/3/2022 9:33 AM
16	Help people with Schizophrenia	10/3/2022 9:32 AM
17	Long standing clients become complacent	10/3/2022 9:11 AM
18	Doing Just Fine	10/3/2022 9:09 AM
19	Services for Children, needs much improvement	10/3/2022 8:48 AM
20	Cultural Competence	10/3/2022 8:45 AM
21	More Clinicians	9/30/2022 3:19 PM
22	SUD SERVICES	9/30/2022 3:17 PM
23	More Therapy Groups for Clients	9/30/2022 3:10 PM
24	More Psychiatrists	9/30/2022 2:47 PM
25	Consumer Support	9/30/2022 2:41 PM
26	Older Adult Services Groups and Treatment	9/30/2022 2:39 PM
27	Housing Assistance	9/30/2022 2:13 PM
28	Transportation	9/30/2022 2:11 PM
29	Training Staff	9/30/2022 2:07 PM
30	Housing Resources	9/30/2022 2:04 PM
31	None	9/30/2022 2:03 PM

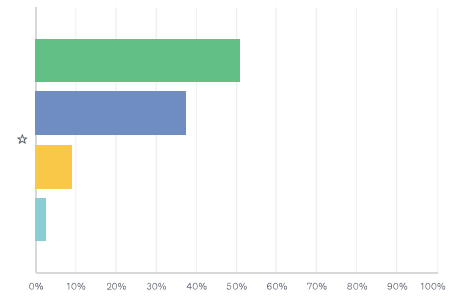
32	Visits	9/30/2022 1:46 PM
33	More staff and doctors.	9/30/2022 1:44 PM
34	Better and More Rehab Groups for Inpatient/PHF	9/30/2022 1:43 PM
35	Therapy	9/29/2022 8:23 PM
36	None at this time	9/29/2022 6:30 PM
37	Security	9/29/2022 6:11 PM
38	.	9/29/2022 5:25 PM
39	Better communication	9/29/2022 5:24 PM
40	Teir peer navigation	9/29/2022 5:19 PM
41	Increase pay for MHOW	9/29/2022 5:17 PM
42	Sud	9/29/2022 5:14 PM
43	N/A	9/29/2022 4:55 PM
44	I think there should be more support grupos for Spanish speaking parents of CYSS clients	9/29/2022 4:51 PM
45	Lgbt	9/29/2022 4:48 PM
46	Parking	9/29/2022 4:47 PM
47	everything seems great	9/29/2022 4:40 PM
48	Therapy	9/29/2022 4:29 PM
49	In Person Groups	9/29/2022 4:26 PM
50	Better f/u with difficult clients	9/29/2022 4:22 PM
51	Smaller caseloads	9/29/2022 4:20 PM
52	Access to records, More clinical staff	9/29/2022 4:20 PM
53	Availability	9/29/2022 4:18 PM
54	Better services for immediate needs	9/29/2022 4:15 PM
55	Appointments accessible	9/29/2022 4:15 PM
56	None	9/29/2022 4:10 PM
57	Crisis	9/29/2022 4:05 PM
58	Immediately offer case management from the start	9/29/2022 4:04 PM
59	Housing	9/29/2022 4:04 PM
60	Communication	9/29/2022 4:03 PM
61	None	9/29/2022 3:56 PM
62	Don't know	9/29/2022 3:55 PM
63	N/A	9/29/2022 3:52 PM
64	Great quality service.	9/29/2022 3:52 PM
65	More services for lgbt	9/29/2022 3:50 PM
66	Working with youth	9/29/2022 3:49 PM
67	Youth services that fun and interactive	9/29/2022 3:49 PM
68	anger	9/29/2022 3:48 PM
69	Frequency of psychotherapy	9/29/2022 3:48 PM

70	None	9/29/2022 3:43 PM
71	Cooccurring services	9/29/2022 3:43 PM
72	Na	9/29/2022 3:42 PM
73	Offer more food oportuity at holidays	9/29/2022 3:39 PM
74	Appointments	9/29/2022 3:38 PM
75	More groups	9/29/2022 3:35 PM
76	Everything is good	9/29/2022 3:35 PM
77	More streamline and more connection with clinicians and psychiatrist	9/29/2022 3:32 PM
78	I don't know	9/29/2022 3:32 PM
79	Therapy	9/29/2022 3:30 PM
80	Na	9/29/2022 3:28 PM
81	Referral process	9/29/2022 3:25 PM
82	Longer outpatient hours	9/29/2022 3:24 PM
83	I think everything is fine	9/29/2022 3:24 PM
84	Staff can be very mean to clients when their stressed or don't want to deal with them	9/29/2022 3:23 PM
85	All of them are good	9/29/2022 3:23 PM
86	Everything over here is outstanding	9/29/2022 3:22 PM
87	access to housing for unhoused individuals with mental health struggles, and peer/ case management support for necessary services	9/29/2022 3:17 PM
88	Mental health services	9/29/2022 3:16 PM
89	Minors hospitalizatkions	9/29/2022 3:15 PM
90	Appointments to be faster and community services	9/29/2022 3:12 PM
91	More therapy groups, substance abuse resources,	9/29/2022 3:12 PM
92	Assessment services	9/29/2022 3:12 PM
93	Therapy interventions	9/29/2022 3:11 PM
94	Outpatient	9/29/2022 3:08 PM
95	Wait time	9/29/2022 3:08 PM
96	You're doing great	9/29/2022 3:08 PM
97	Good	9/29/2022 3:08 PM
98	Interpreter	9/29/2022 3:05 PM
99	None	9/29/2022 3:04 PM
100	Be non judgement towards addiction	9/29/2022 3:04 PM
101	N/a	9/29/2022 3:04 PM
102	More beds	9/29/2022 3:02 PM
103	More staff	9/29/2022 3:02 PM
104	None	9/29/2022 3:01 PM
105	Everything is good	9/29/2022 3:00 PM
106	None at this time	9/29/2022 2:59 PM
107	H	9/29/2022 2:57 PM

9 / 36

### Q8 From a cultural and linguistic perspective, are the BHS lobby and reception areas friendly and welcoming?

Answered: 155 Skipped: 0



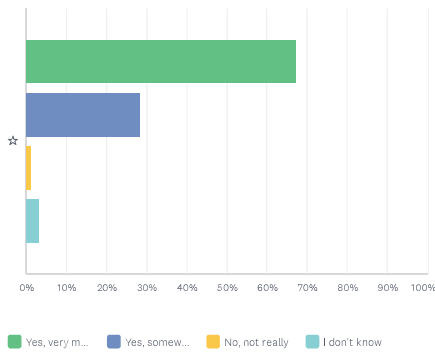
■ Yes, very m... 
 ■ Yes, somew... 
 ■ No, not really 
 ■ I don't know

	YES, VERY MUCH SO	YES, SOMEWHAT	NO, NOT REALLY	I DON'T KNOW	TOTAL	WEIGHTED AVERAGE
☆	50.97% 79	37.42% 58	9.03% 14	2.58% 4	155	1.63

10 / 36

### Q9 Are BHS staff members courteous and professional?

Answered: 155 Skipped: 0



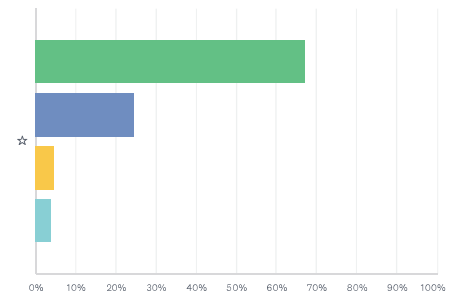
■ Yes, very m... 
 ■ Yes, somew... 
 ■ No, not really 
 ■ I don't know

	YES, VERY MUCH SO	YES, SOMEWHAT	NO, NOT REALLY	I DON'T KNOW	TOTAL	WEIGHTED AVERAGE
☆	67.10% 104	28.39% 44	1.29% 2	3.23% 5	155	1.41

11 / 36

### Q10 Are BHS staff members respectful of your cultural heritage and provide cultural responsive services?

Answered: 155 Skipped: 0



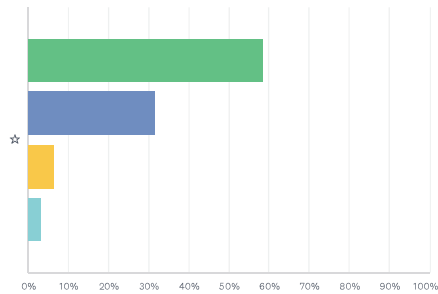
■ Yes, very m... 
 ■ Yes, somew... 
 ■ No, not really 
 ■ I don't know

	YES, VERY MUCH SO	YES, SOMEWHAT	NO, NOT REALLY	I DON'T KNOW	TOTAL	WEIGHTED AVERAGE
☆	67.10% 104	24.52% 38	4.52% 7	3.87% 6	155	1.45

12 / 36

### Q11 Do BHS staff members explain things in a way that you like and understand?

Answered: 155 Skipped: 0



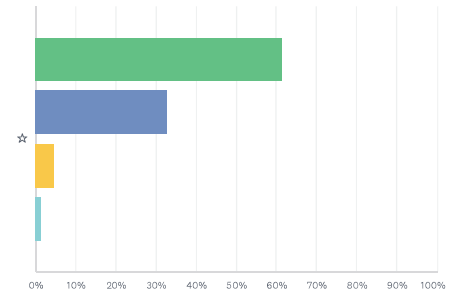
Yes, very m... Yes, somew... No, not really I don't know

	YES, VERY MUCH SO	YES, SOMEWHAT	NO, NOT REALLY	I DON'T KNOW	TOTAL	WEIGHTED AVERAGE
☆	58.71% 91	31.61% 49	6.45% 10	3.23% 5	155	1.54

13 / 36

### Q12 Are BHS programs helpful for many different types of people?

Answered: 153 Skipped: 2



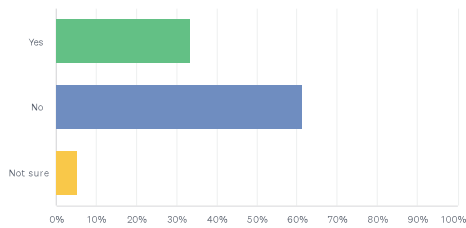
Yes, very m... Yes, somew... No, not really I don't know

	YES, VERY MUCH SO	YES, SOMEWHAT	NO, NOT REALLY	I DON'T KNOW	TOTAL	WEIGHTED AVERAGE
☆	61.44% 94	32.68% 50	4.58% 7	1.31% 2	153	1.46

14 / 36

### Q13 Have you or a family member ever used BHS interpretation services?

Answered: 155 Skipped: 0

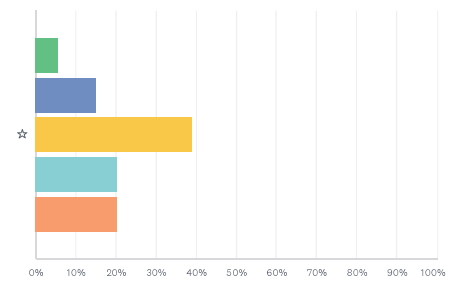


ANSWER CHOICES	RESPONSES
Yes	33.55% 52
No	61.29% 95
Not sure	5.16% 8
TOTAL	155

15 / 36

### Q14 If you've used BHS interpretation services, how would you describe the quality of the interpretation services?

Answered: 128 Skipped: 27



Needs impr... Fair Good Very good Excellent

	NEEDS IMPROVEMENT	FAIR	GOOD	VERY GOOD	EXCELLENT	TOTAL	WEIGHTED AVERAGE
☆	5.47% 7	14.84% 19	39.06% 50	20.31% 26	20.31% 26	128	3.35

16 / 36

## Q15 What is the MOST important factor that contributes to wellness and recovery?

Answered: 113 Skipped: 42

#	RESPONSES	DATE
1	Listening Skills	10/3/2022 10:02 AM
2	Consistency of Care & Quality of Care	10/3/2022 9:59 AM
3	Getting Help not attitude	10/3/2022 9:58 AM
4	all	10/3/2022 9:56 AM
5	Medication and therapy	10/3/2022 9:54 AM
6	n/a	10/3/2022 9:52 AM
7	support system	10/3/2022 9:51 AM
8	support	10/3/2022 9:49 AM
9	Meds	10/3/2022 9:48 AM
10	n/a	10/3/2022 9:46 AM
11	Support	10/3/2022 9:45 AM
12	Follow-up and THERAPY	10/3/2022 9:44 AM
13	Support	10/3/2022 9:37 AM
14	Accessibility	10/3/2022 9:36 AM
15	Quick Access to Services	10/3/2022 9:34 AM
16	Therapy	10/3/2022 9:33 AM
17	Self Reflection	10/3/2022 9:32 AM
18	Mental Wellness	10/3/2022 9:09 AM
19	Therapy	10/3/2022 9:08 AM
20	Mental Stability	10/3/2022 9:07 AM
21	Trust	10/3/2022 9:04 AM
22	Time Spent Well	10/3/2022 8:59 AM
23	Health	10/3/2022 8:58 AM
24	Quick and Short Intervention	10/3/2022 8:48 AM
25	Empathy	10/3/2022 8:45 AM
26	support and information	10/3/2022 8:35 AM
27	Staying healthy	9/30/2022 3:49 PM
28	Better Communication with Staff	9/30/2022 3:19 PM
29	Better Case Management	9/30/2022 3:17 PM
30	Services for Consumers	9/30/2022 2:41 PM
31	Resources and Commitment	9/30/2022 2:39 PM

17 / 36

32	Support	9/30/2022 2:16 PM
33	Assistance and Healing	9/30/2022 2:15 PM
34	Dr. Fimberg	9/30/2022 2:13 PM
35	Staff Incentives	9/30/2022 2:07 PM
36	Information on Wellness and Recovery	9/30/2022 2:03 PM
37	supportive system	9/30/2022 2:00 PM
38	Work with healthy people • PEERS in Recovery	9/29/2022 1:46 PM
39	Support	9/30/2022 1:44 PM
40	Drugs and Alcohol	9/30/2022 1:39 PM
41	Caring for ones needs and helping	9/30/2022 1:37 PM
42	Continue	9/30/2022 1:34 PM
43	Support from other people who are in recovery - learning coping skills	9/29/2022 8:23 PM
44	Support	9/29/2022 6:30 PM
45	Time	9/29/2022 6:11 PM
46	.	9/29/2022 5:25 PM
47	Prevention and intervention	9/29/2022 5:19 PM
48	Staff retention	9/29/2022 5:17 PM
49	Na	9/29/2022 5:14 PM
50	Validation	9/29/2022 4:55 PM
51	Commitment to it	9/29/2022 4:51 PM
52	Mental health	9/29/2022 4:48 PM
53	Self esteem	9/29/2022 4:47 PM
54	Relationship	9/29/2022 4:29 PM
55	Peer Services	9/29/2022 4:26 PM
56	Staying connected and taking medications as prescribed	9/29/2022 4:22 PM
57	Relationships and connection	9/29/2022 4:20 PM
58	Having support and clarity	9/29/2022 4:20 PM
59	Staff	9/29/2022 4:18 PM
60	Resources and community connections	9/29/2022 4:15 PM
61	None	9/29/2022 4:10 PM
62	Effort	9/29/2022 4:05 PM
63	Feeling accepted	9/29/2022 4:04 PM
64	Stability and follow up	9/29/2022 4:04 PM
65	Na	9/29/2022 4:03 PM
66	Acceptance	9/29/2022 3:56 PM
67	Na	9/29/2022 3:55 PM
68	Support	9/29/2022 3:52 PM
69	Understandment and respect	9/29/2022 3:52 PM

18 / 36

70	Willingness to talk about problems	9/29/2022 3:50 PM
71	Service and response	9/29/2022 3:49 PM
72	Social support	9/29/2022 3:49 PM
73	support	9/29/2022 3:48 PM
74	Humility and a willingness to learn	9/29/2022 3:48 PM
75	Strength	9/29/2022 3:43 PM
76	Supportive services	9/29/2022 3:43 PM
77	NA	9/29/2022 3:42 PM
78	Choice and keeping goals	9/29/2022 3:39 PM
79	Follow up	9/29/2022 3:38 PM
80	Engagement	9/29/2022 3:35 PM
81	Support	9/29/2022 3:32 PM
82	Support from community	9/29/2022 3:32 PM
83	Connection	9/29/2022 3:32 PM
84	Accessibility	9/29/2022 3:30 PM
85	Community	9/29/2022 3:25 PM
86	Waka	9/29/2022 3:24 PM
87	Counseling and stability	9/29/2022 3:24 PM
88	Empathy/caring	9/29/2022 3:23 PM
89	Early intervention	9/29/2022 3:23 PM
90	Helping the client on making sure they stay on track by taking their medications & their follow up appointment	9/29/2022 3:22 PM
91	Staying healthy	9/29/2022 3:22 PM
92	access to community and social resources and shelter	9/29/2022 3:17 PM
93	Support system	9/29/2022 3:16 PM
94	Time	9/29/2022 3:15 PM
95	Support from professionals and family	9/29/2022 3:12 PM
96	Support from family	9/29/2022 3:12 PM
97	Dedication	9/29/2022 3:12 PM
98	The staff members and rapport	9/29/2022 3:11 PM
99	Sobriety	9/29/2022 3:08 PM
100	Good support	9/29/2022 3:08 PM
101	Respect	9/29/2022 3:08 PM
102	Self awareness on behalf of the client	9/29/2022 3:08 PM
103	Good	9/29/2022 3:08 PM
104	Mental health	9/29/2022 3:05 PM
105	Everything	9/29/2022 3:04 PM
106	Support	9/29/2022 3:04 PM
107	Less anxiety	9/29/2022 3:04 PM

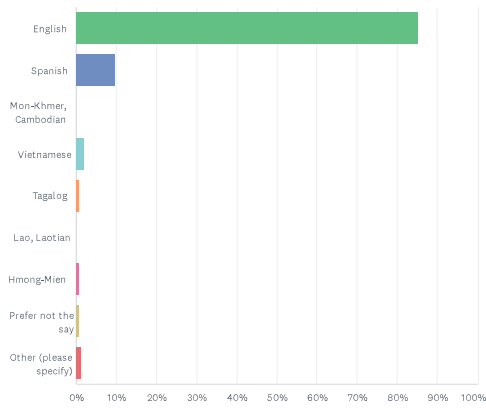
19 / 36

108	Support system	9/29/2022 3:02 PM
109	Willing to help	9/29/2022 3:02 PM
110	None	9/29/2022 3:01 PM
111	Communication	9/29/2022 3:00 PM
112	Family, good health and less stress.	9/29/2022 2:59 PM
113	Help	9/29/2022 2:57 PM

20 / 36

### Q16 Please indicate the language that is most frequently spoken in your home (please choose only one).

Answered: 154 Skipped: 1



ANSWER CHOICES		RESPONSES
English		85.06% 131
Spanish		9.74% 15
Mon-Khmer, Cambodian		0.00% 0
Vietnamese		1.95% 3
Tagalog		0.65% 1
Lao, Laotian		0.00% 0
Hmong-Mien		0.65% 1
Prefer not the say		0.65% 1
Other (please specify)		1.30% 2
TOTAL		154

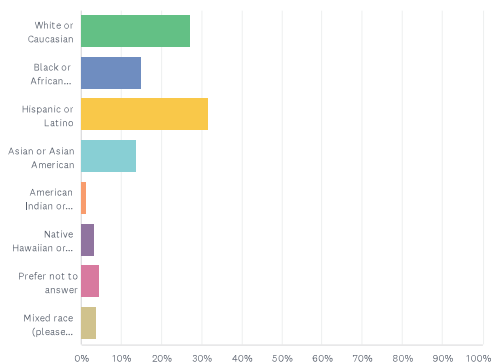
#	OTHER (PLEASE SPECIFY)	DATE
---	------------------------	------

21 / 36

22 / 36

### Q17 What is your race?

Answered: 155 Skipped: 0



ANSWER CHOICES		RESPONSES
White or Caucasian		27.10% 42
Black or African American		14.84% 23
Hispanic or Latino		31.61% 49
Asian or Asian American		13.55% 21
American Indian or Alaska Native		1.29% 2
Native Hawaiian or other Pacific Islander		3.23% 5
Prefer not to answer		4.52% 7
Mixed race (please specify)		3.87% 6
TOTAL		155

#	MIXED RACE (PLEASE SPECIFY)	DATE
1	mixed	10/3/2022 9:46 AM
2	White, Hispanic	10/3/2022 9:07 AM
3	White/Black	10/3/2022 8:48 AM
4	White, Black, American Indian	9/30/2022 2:11 PM

23 / 36

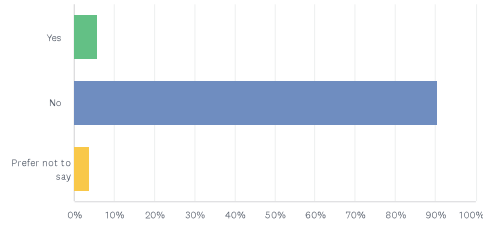
24 / 36

1	Chinese	10/3/2022 9:52 AM
2	Hindi	9/29/2022 3:12 PM

5	Black and mexican	9/29/2022 6:11 PM
6	Mex	9/29/2022 2:57 PM

## Q18 Are you currently homeless or at risk of homelessness?

Answered: 155 Skipped: 0

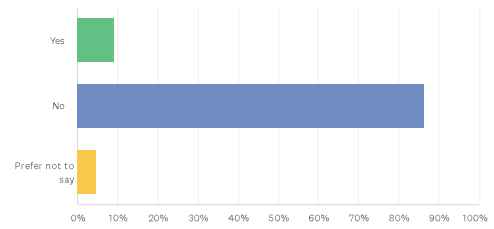


ANSWER CHOICES	RESPONSES
Yes	5.81% 9
No	90.32% 140
Prefer not to say	3.87% 6
TOTAL	155

25 / 36

## Q19 In the past three years, have you been homeless for more than a year or have you experienced homelessness for more than four times?

Answered: 155 Skipped: 0

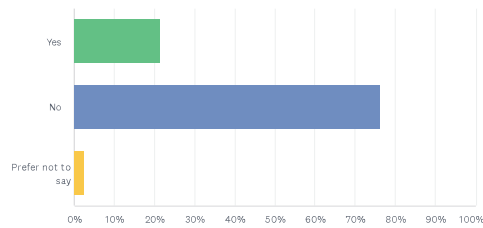


ANSWER CHOICES	RESPONSES
Yes	9.03% 14
No	86.45% 134
Prefer not to say	4.52% 7
TOTAL	155

26 / 36

## Q20 Have you ever been arrested or detained by the police?

Answered: 155 Skipped: 0

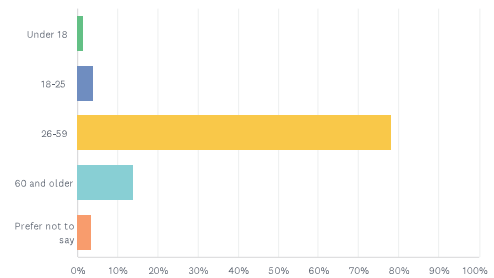


ANSWER CHOICES	RESPONSES
Yes	21.29% 33
No	76.13% 118
Prefer not to say	2.58% 4
TOTAL	155

27 / 36

## Q21 Please indicate your age

Answered: 155 Skipped: 0

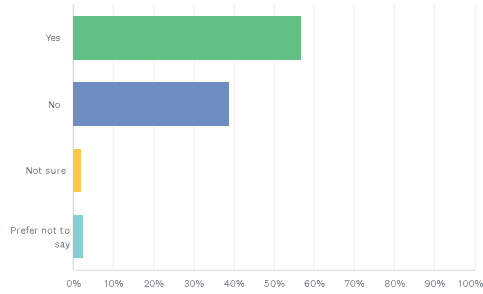


ANSWER CHOICES	RESPONSES
Under 18	1.29% 2
18-25	3.87% 6
26-59	78.06% 121
60 and older	13.55% 21
Prefer not to say	3.23% 5
TOTAL	155

28 / 36

## Q22 Are you a parent or are you about to be a parent?

Answered: 155 Skipped: 0

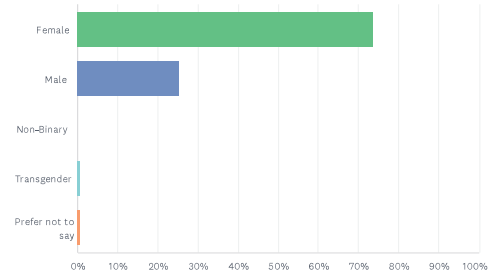


ANSWER CHOICES	RESPONSES	
Yes	56.77%	88
No	38.71%	60
Not sure	1.94%	3
Prefer not to say	2.58%	4
<b>TOTAL</b>		<b>155</b>

29 / 36

## Q23 Please indicate your gender

Answered: 155 Skipped: 0

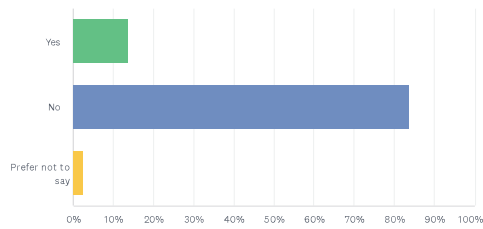


ANSWER CHOICES	RESPONSES	
Female	73.55%	114
Male	25.16%	39
Non-Binary	0.00%	0
Transgender	0.65%	1
Prefer not to say	0.65%	1
<b>TOTAL</b>		<b>155</b>

30 / 36

## Q24 Do you self-identify as someone with a physical or developmental disability?

Answered: 155 Skipped: 0

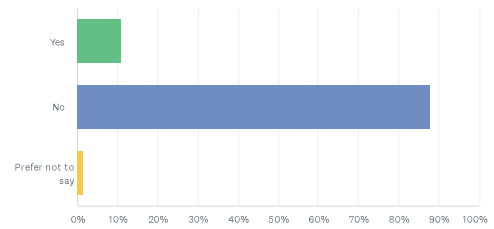


ANSWER CHOICES	RESPONSES	
Yes	13.55%	21
No	83.87%	130
Prefer not to say	2.58%	4
<b>TOTAL</b>		<b>155</b>

31 / 36

## Q25 Are you a U.S. Military Veteran of the Army, Navy, Marines, Air Force, or Coast Guard?

Answered: 155 Skipped: 0

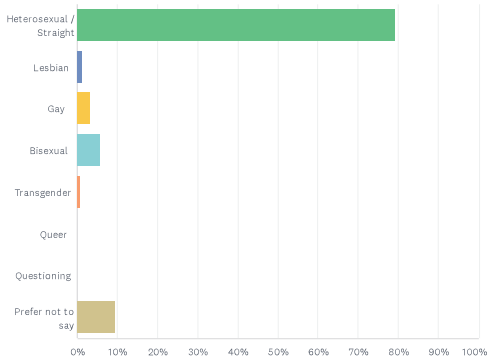


ANSWER CHOICES	RESPONSES	
Yes	10.97%	17
No	87.74%	136
Prefer not to say	1.29%	2
<b>TOTAL</b>		<b>155</b>

32 / 36

## Q26 What is your sexual orientation?

Answered: 155 Skipped: 0



ANSWER CHOICES	RESPONSES
Heterosexual / Straight	79.35% 123
Lesbian	1.29% 2
Gay	3.23% 5
Bisexual	5.81% 9
Transgender	0.65% 1
Queer	0.00% 0
Questioning	0.00% 0
Prefer not to say	9.68% 15
TOTAL	155

33 / 36

## Q27 Is there anything else you want to share about what is needed to better support your wellness and recovery?

Answered: 84 Skipped: 71

#	RESPONSES	DATE
1	nice to have caring staff	10/3/2022 9:59 AM
2	There is more to helping people besides 5 questions and a 30 day supply of meds for 15 years.	10/3/2022 9:58 AM
3	None	10/3/2022 9:56 AM
4	Not at this time	10/3/2022 9:54 AM
5	More LGBT+ resources and linkages	10/3/2022 9:49 AM
6	None	10/3/2022 9:48 AM
7	n/a	10/3/2022 9:46 AM
8	No	10/3/2022 9:37 AM
9	Therapy	10/3/2022 9:09 AM
10	Thank You	10/3/2022 9:04 AM
11	Have a blessed day	10/3/2022 9:01 AM
12	Not at this time	10/3/2022 8:58 AM
13	No	10/3/2022 8:48 AM
14	Better Management	10/3/2022 8:45 AM
15	Nope.	9/30/2022 3:49 PM
16	Wide Spread Constitutional Literacy	9/30/2022 2:11 PM
17	Real Staff	9/30/2022 2:08 PM
18	Nope	9/30/2022 1:44 PM
19	Help for the Homeless	9/30/2022 1:39 PM
20	No	9/30/2022 1:34 PM
21	Always a need for more peer support services	9/29/2022 8:23 PM
22	No	9/29/2022 6:30 PM
23	No	9/29/2022 6:11 PM
24	.	9/29/2022 5:25 PM
25	Yes, We need whole person care, Integrative Healthcare services	9/29/2022 5:19 PM
26	No	9/29/2022 5:17 PM
27	Na	9/29/2022 5:14 PM
28	Na	9/29/2022 4:55 PM
29	Have more variety of written materials, eye catching posters, through BHS	9/29/2022 4:51 PM
30	Community	9/29/2022 4:48 PM
31	No	9/29/2022 4:29 PM

34 / 36

32	More Peer Services	9/29/2022 4:26 PM
33	No	9/29/2022 4:22 PM
34	Opportunity for more meaningful time to be spent with clients	9/29/2022 4:20 PM
35	No	9/29/2022 4:20 PM
36	Na	9/29/2022 4:18 PM
37	Connect with CMC for support and service	9/29/2022 4:15 PM
38	No	9/29/2022 4:10 PM
39	No	9/29/2022 4:04 PM
40	No	9/29/2022 4:04 PM
41	Na	9/29/2022 4:03 PM
42	No	9/29/2022 3:56 PM
43	No	9/29/2022 3:55 PM
44	No	9/29/2022 3:52 PM
45	Everything is great	9/29/2022 3:52 PM
46	Not at this time	9/29/2022 3:50 PM
47	Na	9/29/2022 3:49 PM
48	No	9/29/2022 3:49 PM
49	being compashinet	9/29/2022 3:48 PM
50	No	9/29/2022 3:48 PM
51	Nonw	9/29/2022 3:43 PM
52	No	9/29/2022 3:43 PM
53	NA	9/29/2022 3:42 PM
54	Keep up the good work!!	9/29/2022 3:39 PM
55	No	9/29/2022 3:38 PM
56	No	9/29/2022 3:35 PM
57	None at this time	9/29/2022 3:32 PM
58	No	9/29/2022 3:32 PM
59	No	9/29/2022 3:30 PM
60	Nope	9/29/2022 3:25 PM
61	No	9/29/2022 3:24 PM
62	No	9/29/2022 3:24 PM
63	More appreciation to workers and clients, letting them know that they are cared for more positive events for the community	9/29/2022 3:23 PM
64	No	9/29/2022 3:23 PM
65	No	9/29/2022 3:22 PM
66	Nope.	9/29/2022 3:22 PM
67	faster access to mental health services and follow up case management to prevent further/future decompensating	9/29/2022 3:17 PM
68	No	9/29/2022 3:16 PM

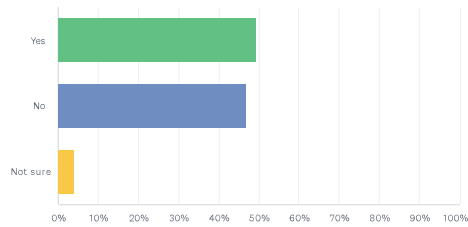
35 / 36

69	No	9/29/2022 3:12 PM
70	No	9/29/2022 3:12 PM
71	No	9/29/2022 3:12 PM
72	No	9/29/2022 3:08 PM
73	No	9/29/2022 3:08 PM
74	No	9/29/2022 3:08 PM
75	Good	9/29/2022 3:08 PM
76	Thabks	9/29/2022 3:05 PM
77	None	9/29/2022 3:04 PM
78	No	9/29/2022 3:04 PM
79	Na	9/29/2022 3:04 PM
80	No	9/29/2022 3:02 PM
81	None	9/29/2022 3:01 PM
82	No	9/29/2022 3:00 PM
83	Not at this time.	9/29/2022 2:59 PM
84	Best place	9/29/2022 2:57 PM

36 / 36

### Q1 Do you identify as someone who is receiving, or who needs, mental health treatment services?

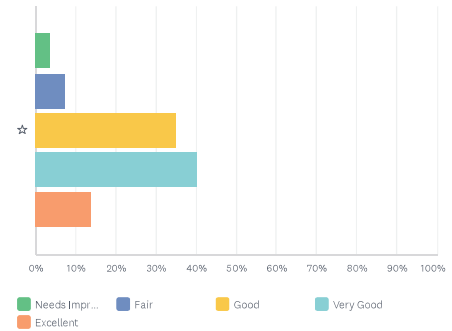
Answered: 126 Skipped: 1



ANSWER CHOICES	RESPONSES
Yes	49.21% 62
No	46.83% 59
Not sure	3.97% 5
TOTAL	126

### Q2 How would you rate the location where our services are provided?

Answered: 109 Skipped: 18



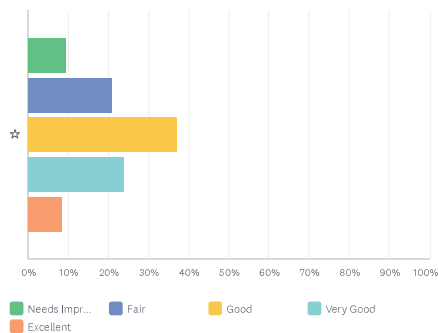
	NEEDS IMPROVEMENT	FAIR	GOOD	VERY GOOD	EXCELLENT	TOTAL	WEIGHTED AVERAGE
☆	3.67% 4	7.34% 8	34.86% 38	40.37% 44	13.76% 15	109	3.53

1 / 30

2 / 30

### Q3 How would you rate the length of time it takes to get an appointment?

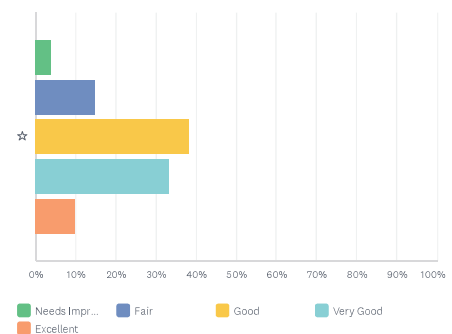
Answered: 105 Skipped: 22



	NEEDS IMPROVEMENT	FAIR	GOOD	VERY GOOD	EXCELLENT	TOTAL	WEIGHTED AVERAGE
☆	9.52% 10	20.95% 22	37.14% 39	23.81% 25	8.57% 9	105	3.01

### Q4 How would you rate the types of individual or group interventions that are offered?

Answered: 102 Skipped: 25



	NEEDS IMPROVEMENT	FAIR	GOOD	VERY GOOD	EXCELLENT	TOTAL	WEIGHTED AVERAGE
☆	3.92% 4	14.71% 15	38.24% 39	33.33% 34	9.80% 10	102	3.30

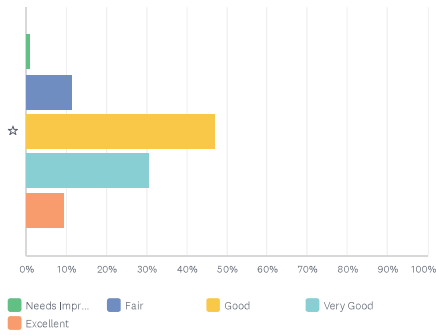
#	IF "NEEDS IMPROVEMENT" WAS SELECTED: WHAT TYPES OF INDIVIDUAL OR GROUP INTERVENTIONS WOULD YOU LIKE TO SEE?	DATE
1	More Culture Specific groups	4/13/2023 1:34 PM
2	More Services for Non-English Speaking	4/13/2023 1:23 PM
3	Easy access	4/13/2023 1:21 PM
4	Do all your job, not part	4/13/2023 1:18 PM
5	N/A	4/13/2023 1:12 PM
6	More groups	4/13/2023 1:05 PM
7	More need to be offered and relayed to all clients	4/13/2023 1:03 PM
8	More stuff to help	4/13/2023 11:12 AM
9	Quicker appointments	4/13/2023 10:57 AM
10	Nothing	4/12/2023 1:23 PM
11	Not Sure	4/12/2023 10:55 AM

3 / 30

4 / 30

## Q5 How would you rate the thoroughness of the services that are provided?

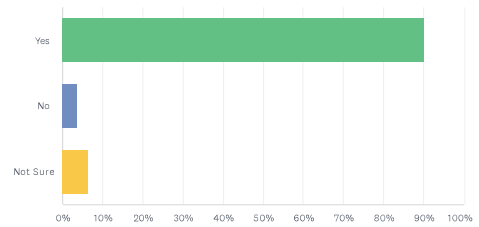
Answered: 104 Skipped: 23



	NEEDS IMPROVEMENT	FAIR	GOOD	VERY GOOD	EXCELLENT	TOTAL	WEIGHTED AVERAGE
☆	0.96% 1	11.54% 12	47.12% 49	30.77% 32	9.62% 10	104	3.37

## Q6 Would you recommend our services to people who need help for a mental health or substance use concern?

Answered: 109 Skipped: 18



ANSWER CHOICES	RESPONSES	
Yes	89.91%	98
No	3.67%	4
Not Sure	6.42%	7
TOTAL		109

## Q7 What services or supports need the most improvement and what should BHS do to make them better?

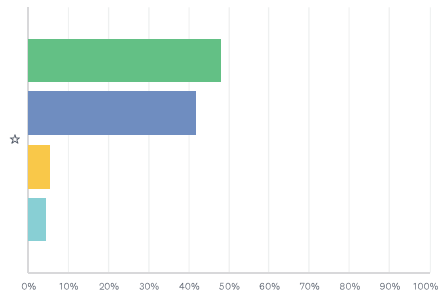
Answered: 42 Skipped: 85

#	RESPONSES	DATE
1	Youth Development Transitional Training from youth to adult	4/13/2023 1:57 PM
2	Tay Services	4/13/2023 1:54 PM
3	Housing Help	4/13/2023 1:24 PM
4	case management and housing	4/13/2023 1:21 PM
5	Help people stop making policys and rules that exist	4/13/2023 1:18 PM
6	All	4/13/2023 1:14 PM
7	Crisis could use some better to serve clients	4/13/2023 1:12 PM
8	groups	4/13/2023 1:05 PM
9	Need improvement in discussing available programs	4/13/2023 1:03 PM
10	more stuff to help the caseloads down	4/13/2023 11:12 AM
11	Wait Times	4/13/2023 11:08 AM
12	N/A	4/13/2023 11:05 AM
13	More Doctors	4/13/2023 11:02 AM
14	Sex education	4/13/2023 10:59 AM
15	Availability of Services	4/13/2023 10:57 AM
16	Crisis - Need more beds	4/13/2023 10:52 AM
17	Faster Appointments	4/13/2023 10:22 AM
18	Help Schizophrenic People	4/13/2023 9:47 AM
19	Long Standing Clients Complacency	4/13/2023 9:45 AM
20	Doing Just Fine	4/13/2023 9:42 AM
21	Not Sure	4/13/2023 9:30 AM
22	Services for Children Needs much improvement.	4/13/2023 8:31 AM
23	Cultural Competence	4/13/2023 8:29 AM
24	More clinicians	4/12/2023 4:59 PM
25	SUD	4/12/2023 4:57 PM
26	More Therapy Groups for Clients	4/12/2023 4:51 PM
27	More Psychiatrists	4/12/2023 4:46 PM
28	Support	4/12/2023 3:51 PM
29	OAS - B/C + Treatment	4/12/2023 3:48 PM
30	Nothing	4/12/2023 3:45 PM
31	Nothing	4/12/2023 3:43 PM

32	None	4/12/2023 2:05 PM
33	None	4/12/2023 1:59 PM
34	Housing Assistance	4/12/2023 1:57 PM
35	Transportation	4/12/2023 1:51 PM
36	Training Staff	4/12/2023 1:40 PM
37	Housing /Resources	4/12/2023 1:30 PM
38	None	4/12/2023 1:23 PM
39	Visits	4/12/2023 1:19 PM
40	Better/ More rehab groups for inpatient /PHF	4/12/2023 1:16 PM
41	Not Sure	4/12/2023 10:55 AM
42	N/A	4/12/2023 10:53 AM

### Q8 From a cultural and linguistic perspective, are the BHS lobby and reception areas friendly and welcoming?

Answered: 110 Skipped: 17



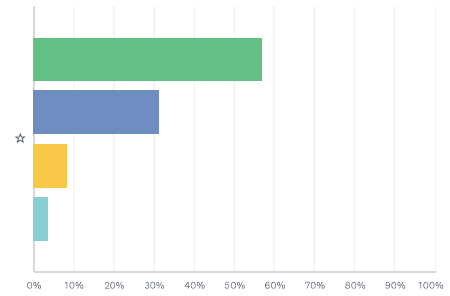
Yes, very m... Yes, somew... No, not really I don't know

	YES, VERY MUCH SO	YES, SOMEWHAT	NO, NOT REALLY	I DON'T KNOW	TOTAL	WEIGHTED AVERAGE
☆	48.18% 53	41.82% 46	5.45% 6	4.55% 5	110	1.66

9 / 30

### Q9 Are BHS staff members courteous and professional?

Answered: 109 Skipped: 18



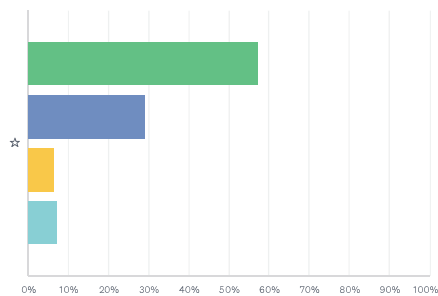
Yes, very m... Yes, somew... No, not really I don't know

	YES, VERY MUCH SO	YES, SOMEWHAT	NO, NOT REALLY	I DON'T KNOW	TOTAL	WEIGHTED AVERAGE
☆	56.88% 62	31.19% 34	8.26% 9	3.67% 4	109	1.59

10 / 30

### Q10 Are BHS staff members respectful of your cultural heritage and provide cultural responsive services?

Answered: 110 Skipped: 17



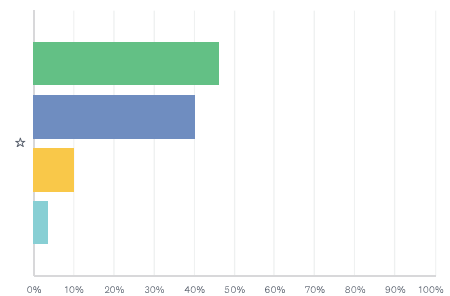
Yes, very m... Yes, somew... No, not really I don't know

	YES, VERY MUCH SO	YES, SOMEWHAT	NO, NOT REALLY	I DON'T KNOW	TOTAL	WEIGHTED AVERAGE
☆	57.27% 63	29.09% 32	6.36% 7	7.27% 8	110	1.64

11 / 30

### Q11 Do BHS staff members explain things in a way that you like and understand?

Answered: 110 Skipped: 17



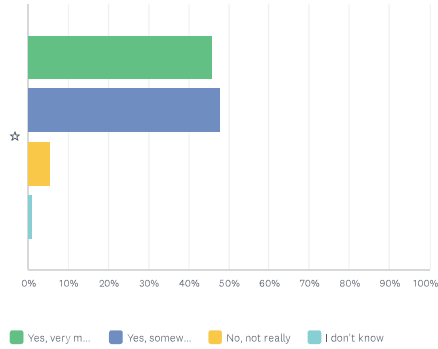
Yes, very m... Yes, somew... No, not really I don't know

	YES, VERY MUCH SO	YES, SOMEWHAT	NO, NOT REALLY	I DON'T KNOW	TOTAL	WEIGHTED AVERAGE
☆	46.36% 51	40.00% 44	10.00% 11	3.64% 4	110	1.71

12 / 30

## Q12 Are BHS programs helpful for many different types of people?

Answered: 109 Skipped: 18

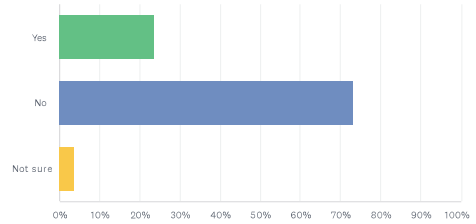


	YES, VERY MUCH SO	YES, SOMEWHAT	NO, NOT REALLY	I DON'T KNOW	TOTAL	WEIGHTED AVERAGE
☆	45.87%	47.71%	5.50%	0.92%	109	1.61
	50	52	6	1		

13 / 30

## Q13 Have you or a family member ever used BHS interpretation services?

Answered: 111 Skipped: 16

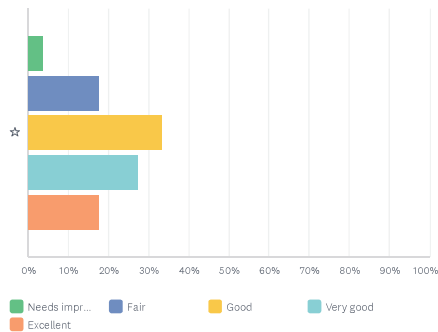


ANSWER CHOICES	RESPONSES	
Yes	23.42%	26
No	72.97%	81
Not sure	3.60%	4
TOTAL		111

14 / 30

## Q14 If you've used BHS interpretation services, how would you describe the quality of the interpretation services?

Answered: 51 Skipped: 76



	NEEDS IMPROVEMENT	FAIR	GOOD	VERY GOOD	EXCELLENT	TOTAL	WEIGHTED AVERAGE
☆	3.92%	17.65%	33.33%	27.45%	17.65%	51	3.37
	2	9	17	14	9		

15 / 30

## Q15 What is the MOST important factor that contributes to wellness and recovery?

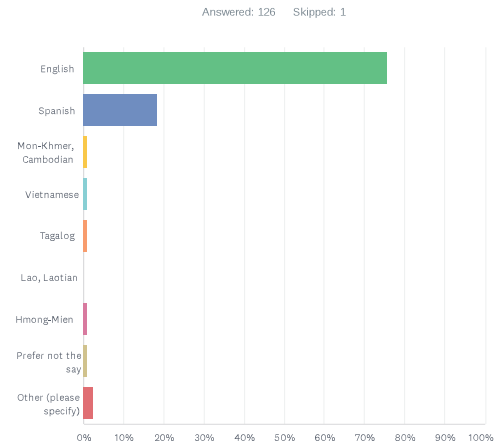
Answered: 45 Skipped: 82

#	RESPONSES	DATE
1	Sense of Belonging and Trust	4/13/2023 2:02 PM
2	Communication	4/13/2023 2:00 PM
3	Commitment	4/13/2023 1:54 PM
4	Listening Skills	4/13/2023 1:24 PM
5	Consistency of care and Quality of care	4/13/2023 1:21 PM
6	getting help not attitude	4/13/2023 1:18 PM
7	All	4/13/2023 1:14 PM
8	Medication, Therapy	4/13/2023 1:12 PM
9	N/A	4/13/2023 1:05 PM
10	Support system	4/13/2023 1:03 PM
11	Support	4/13/2023 11:12 AM
12	Meds	4/13/2023 11:08 AM
13	N/A	4/13/2023 11:05 AM
14	Support	4/13/2023 11:02 AM
15	Follow up - Therapy	4/13/2023 11:00 AM
16	Support	4/13/2023 10:59 AM
17	Accessibility	4/13/2023 10:57 AM
18	Quick access to services	4/13/2023 10:52 AM
19	Therapy	4/13/2023 10:22 AM
20	Self Reflection	4/13/2023 9:47 AM
21	Mental Wellness	4/13/2023 9:42 AM
22	Therapy	4/13/2023 9:40 AM
23	Mental Stability	4/13/2023 9:38 AM
24	TWST	4/13/2023 9:30 AM
25	Time Spent Well	4/13/2023 8:36 AM
26	Health	4/13/2023 8:34 AM
27	Quick Intervention	4/13/2023 8:31 AM
28	Empathy	4/13/2023 8:29 AM
29	Support and Information	4/13/2023 8:22 AM
30	Communication	4/12/2023 4:59 PM
31	Case Management	4/12/2023 4:57 PM

16 / 30

32	Resources	4/12/2023 4:48 PM
33	Service	4/12/2023 3:51 PM
34	Resources and Commitment	4/12/2023 3:48 PM
35	Support	4/12/2023 3:45 PM
36	Support	4/12/2023 3:43 PM
37	Assistance and Healing	4/12/2023 2:05 PM
38	Not Sure	4/12/2023 1:59 PM
39	Dr. Finberg	4/12/2023 1:57 PM
40	Staff Incentives	4/12/2023 1:40 PM
41	Information	4/12/2023 1:23 PM
42	To be able to see healthy People - Peers	4/12/2023 1:19 PM
43	Drugs Alcohol	4/12/2023 10:55 AM
44	Caring for one needs and helping	4/12/2023 10:53 AM
45	Continue	4/12/2023 10:42 AM

Q16 Please indicate the language that is most frequently spoken in your home (please choose only one).

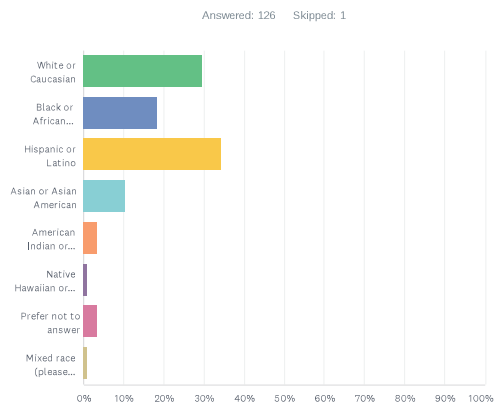


ANSWER CHOICES	RESPONSES
English	75.40% 95
Spanish	18.25% 23
Mon-Khmer, Cambodian	0.79% 1
Vietnamese	0.79% 1
Tagalog	0.79% 1
Lao, Laotian	0.00% 0
Hmong-Mien	0.79% 1
Prefer not the say	0.79% 1
Other (please specify)	2.38% 3
TOTAL	126

#	OTHER (PLEASE SPECIFY)	DATE
---	------------------------	------

1	Left Blank	4/13/2023 1:57 PM
2	Hindu	4/13/2023 1:48 PM
3	Chinese	4/13/2023 1:05 PM

Q17 What is your race?

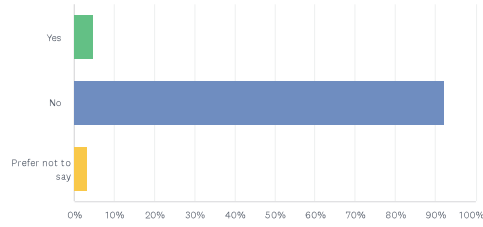


ANSWER CHOICES	RESPONSES
White or Caucasian	29.37% 37
Black or African American	18.25% 23
Hispanic or Latino	34.13% 43
Asian or Asian American	10.32% 13
American Indian or Alaska Native	3.17% 4
Native Hawaiian or other Pacific Islander	0.79% 1
Prefer not to answer	3.17% 4
Mixed race (please specify)	0.79% 1
TOTAL	126

#	MIXED RACE (PLEASE SPECIFY)	DATE
1	Other	4/13/2023 11:05 AM

## Q18 Are you currently homeless or at risk of homelessness?

Answered: 126 Skipped: 1

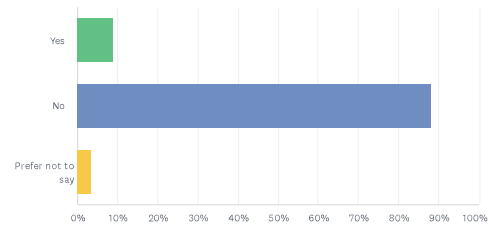


ANSWER CHOICES	RESPONSES
Yes	4.76% 6
No	92.06% 116
Prefer not to say	3.17% 4
TOTAL	126

21 / 30

## Q19 In the past three years, have you been homeless for more than a year or have you experienced homelessness for more than four times?

Answered: 126 Skipped: 1

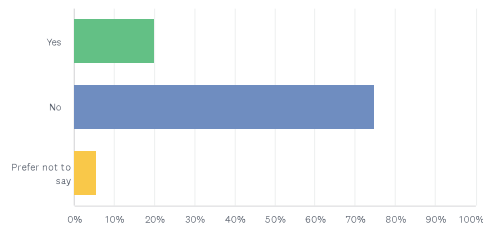


ANSWER CHOICES	RESPONSES
Yes	8.73% 11
No	88.10% 111
Prefer not to say	3.17% 4
TOTAL	126

22 / 30

## Q20 Have you ever been arrested or detained by the police?

Answered: 126 Skipped: 1

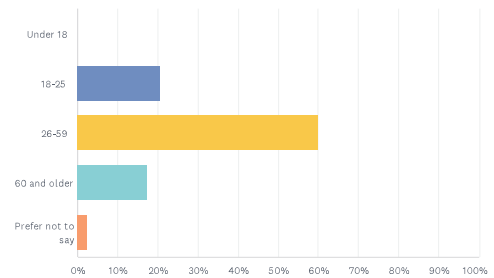


ANSWER CHOICES	RESPONSES
Yes	19.84% 25
No	74.60% 94
Prefer not to say	5.56% 7
TOTAL	126

23 / 30

## Q21 Please indicate your age

Answered: 127 Skipped: 0

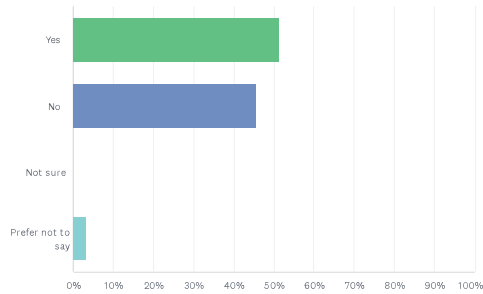


ANSWER CHOICES	RESPONSES
Under 18	0.00% 0
18-25	20.47% 26
26-59	59.84% 76
60 and older	17.32% 22
Prefer not to say	2.36% 3
TOTAL	127

24 / 30

## Q22 Are you a parent or are you about to be a parent?

Answered: 127 Skipped: 0

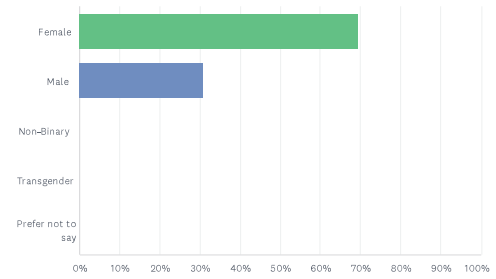


ANSWER CHOICES	RESPONSES
Yes	51.18% 65
No	45.67% 58
Not sure	0.00% 0
Prefer not to say	3.15% 4
TOTAL	127

25 / 30

## Q23 Please indicate your gender

Answered: 127 Skipped: 0

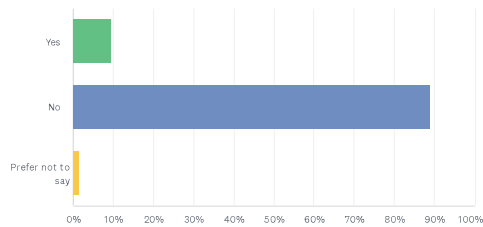


ANSWER CHOICES	RESPONSES
Female	69.29% 88
Male	30.71% 39
Non-Binary	0.00% 0
Transgender	0.00% 0
Prefer not to say	0.00% 0
TOTAL	127

26 / 30

## Q24 Do you self-identify as someone with a physical or developmental disability?

Answered: 127 Skipped: 0

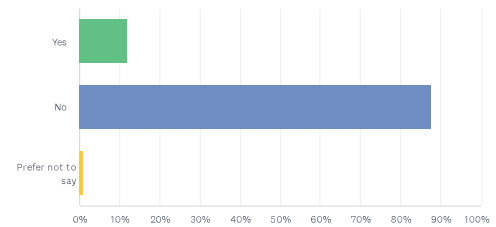


ANSWER CHOICES	RESPONSES
Yes	9.45% 12
No	88.98% 113
Prefer not to say	1.57% 2
TOTAL	127

27 / 30

## Q25 Are you a U.S. Military Veteran of the Army, Navy, Marines, Air Force, or Coast Guard?

Answered: 127 Skipped: 0

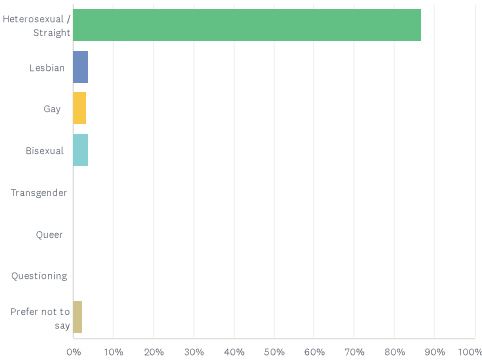


ANSWER CHOICES	RESPONSES
Yes	11.81% 15
No	87.40% 111
Prefer not to say	0.79% 1
TOTAL	127

28 / 30

Q26 What is your sexual orientation?

Answered: 127 Skipped: 0



ANSWER CHOICES	RESPONSES	
Heterosexual / Straight	86.61%	110
Lesbian	3.94%	5
Gay	3.15%	4
Bisexual	3.94%	5
Transgender	0.00%	0
Queer	0.00%	0
Questioning	0.00%	0
Prefer not to say	2.36%	3
TOTAL		127

Q27 Is there anything else you want to share about what is needed to better support your wellness and recovery?

Answered: 29 Skipped: 98

#	RESPONSES	DATE
1	Awareness of Service available	4/13/2023 2:02 PM
2	These services are very needed	4/13/2023 2:00 PM
3	Nice to have caring staff	4/13/2023 1:21 PM
4	There is more to helping people besides 5 questions and a 30 days of meds for 15 years	4/13/2023 1:18 PM
5	None	4/13/2023 1:14 PM
6	More LGBT+ resources or at least linkage	4/13/2023 11:12 AM
7	No	4/13/2023 11:08 AM
8	N/A	4/13/2023 11:05 AM
9	No	4/13/2023 10:59 AM
10	Therapy	4/13/2023 9:42 AM
11	Thank you!!!	4/13/2023 9:30 AM
12	Have a blessed day	4/13/2023 8:38 AM
13	Not at this time	4/13/2023 8:34 AM
14	No	4/13/2023 8:31 AM
15	Better Managment	4/13/2023 8:29 AM
16	N/A	4/12/2023 3:43 PM
17	None, Thanks	4/12/2023 2:05 PM
18	No	4/12/2023 1:59 PM
19	IDK	4/12/2023 1:57 PM
20	Widespread constitutional literacy!	4/12/2023 1:51 PM
21	Real Staff	4/12/2023 1:43 PM
22	None	4/12/2023 1:30 PM
23	Nothing	4/12/2023 1:23 PM
24	None	4/12/2023 1:19 PM
25	N/A	4/12/2023 1:16 PM
26	Homeless Help	4/12/2023 10:55 AM
27	N/A	4/12/2023 10:53 AM
28	None	4/12/2023 10:48 AM
29	No	4/12/2023 10:42 AM